

BOSTON COLLEGE



2014 FOOTBALL

DOMINIQUE WILLIAMS
SENIOR | DB



ANDY GALLIK
SENIOR | C

BC SALUTES ANDRE WILLIAMS



DOAK WALKER AWARD RECIPIENT
CONSENSUS ALL-AMERICAN
HEISMAN TROPHY FINALIST



2,000
YARD RUSHER

TABLE OF CONTENTS



Senior defensive back Manuel Asprilla

CREDITS

The 2014 Boston College football media guide is a copyright production of the Boston College Athletic Communications Office, Conte Forum, Suite 321, Chestnut Hill, Mass., 02467.

The publication was written, edited and compiled by associate media relations director Tim Clark with assistance from associate athletics director for media relations Chris Cameron, assistant athletics director Stephanie Tunnera, assistant director Matt Lynch, assistant director Suzanna Ollove, assistant director Mark Majewski, media relations assistant Brendan Doyle and student assistant Elizabeth O'Brien.

Page layout and design coordinated by IMG College Publishing: Lexington, Ky.

Special thanks to contributor and Boston College football historian Reid Oslin, Jack Dunn and the Boston College office of news and public affairs, Boston College archivist Amy Braitsch and archives assistant Shelley Barber at Burns Library, photographer John Quackenbos, Boston College senior photographer Lee Pellegrini and the office of marketing communications, Mark Fischel and the entire photographic department at Getty Images, Alex Trautwig and the photographic department at The Heights, Inc., Jason Hoffstein at Jet Commercial Photographers, Bruce Bennett Studios, DeAndre Phillips and the NY Giants organization, photographer Jim Biever and the Green Bay Packers, photographer David Silverman and the New England Patriots, photographer Michael C. Hebert and the New Orleans Saints, the Atlanta Falcons, Carolina Panthers, Detroit Lions, Tampa Bay Buccaneers, and the National Football League.

Printing by EBSCO Media, Birmingham, Ala.

© Boston College, Athletics Communications Office, 2014. All rights reserved.

Numerical Roster	2
Alphabetical Roster	4
Roster Breakdown	6
How the Eagles Were Built	9
BC at a Glance	10
Facts and Figures	12
Opponent Composite Schedule	14
Opponent Information	16
ACC Composite Schedule	17
ACC Bowls	18

2014 EAGLES

Returning Players	20
Newcomers	53

2014 COACHES AND STAFF

Head Coach Steve Addazio	64
Assistant Coaches	66
Support Staff	75

2013 YEAR IN REVIEW

Game Summaries	84
Individual Awards	97
Results and Statistics	99
Superlatives	107
Graduated Letterwinners	108

HISTORY AND RECORDS

BC Football Timeline	118
All-Time Letterwinners	126
Bowl Game History	138
Honor Roll	150
Retired Jerseys and Numbers	157
Doug Flutie	158
Mike Ruth	159
Records	160
Biggest Comebacks	170
All-Time Polls	171
Defensive Records	172
Records vs. Ranked Teams	173
Team Records	175
Year-By-Year Records	177
All-Time Results	194
Eagles in the NFL Draft	198
Eagles in the Super Bowl and Pro Bowl	200

THE UNIVERSITY

Boston College	202
President Fr. William P. Leahy	203
Athletics Director Brad Bates	204
Alumni Stadium	205
Yawkey Athletics Center	206
BC Media Relations	207
BC IMG Radio Network	208

2014 NUMERICAL ROSTER

No.	Player	Cl.	Pos.	Ht.	Wt.	Previous School/Hometown
2	Tyler Murphy	Gr.	QB	6-2	213	Univ. of Florida/Wethersfield, Conn.
3	Harrison Jackson	Jr.	WR	6-2	205	Loudoun Valley/Round Hill, Va.
4	Darius Wade	Fr.	QB	6-0	201	Middletown/Middletown, Del.
5	Ty-Meer Brown	Gr.	DB	6-0	201	Univ. of Connecticut/McKeesport, Pa.
6	Sherman Alston	Fr.	WR	5-6	163	Saint Joseph (N.J.)/Harlem, N.Y.
7	Marcus Outlow	Fr.	RB	5-10	207	Norwich Free Acad./Norwich, Conn.
8	Josh Bordner	Gr.	WR	6-4	230	Century/Sykesville, Md.
8	Harold Landry	Fr.	DL	6-3	257	Pine Forest/Fayetteville, N.C.
9	Dominique Williams	Gr.	DB	6-0	220	Brockton/Brockton, Mass.
10	Bobby Swigert	Sr.	WR	6-0	197	Louisville/Louisville, Ohio
11	Shakim Phillips	Gr.	WR	6-3	206	Univ. of Connecticut/Paterson, N.J.
13	Connor Strachan	Fr.	LB	6-2	231	St. Sebastian's/Wellesley, Mass.
14	Gabriel McClary	Fr.	WR	6-3	185	Winter Park/Orlando, Fla.
15	James Walsh	R-Fr.	QB	6-1	201	Dublin Coffman/Dublin, Ohio
16	Troy Flutie	Jr.	QB	6-0	182	Natick/Natick, Mass.
17	Bryce Jones	Jr.	DB	6-0	178	Cleveland Heights/University Heights, Ohio
18	Dan Crimmins	Jr.	WR	6-5	237	Demarest/Closter, N.J.
19	Sean Sylvia	Gr.	DB	6-0	210	Cheshire Academy/Dartmouth, Mass.
20	Isaac Yiadom	Fr.	DB	6-1	170	Doherty Memorial/Worcester, Mass.
21	Manuel Asprilla	Sr.	DB	5-11	183	Everett/Everett, Mass.
23	Myles Willis	So.	RB	5-9	203	Marist School/Conyers, Ga.
24	Allen Dawson	Fr.	DB	6-0	193	Cheshire Academy (Conn.)/Ft. Lauderdale, Fla.
25	Josh Keyes	Sr.	LB	6-2	223	Chatham/Ghent, N.Y.
26	David Dudeck	Jr.	RB	5-11	196	The Hun School/Hamilton, N.J.
27	Justin Simmons	Jr.	DB	6-3	198	Martin County/Stuart, Fla.
28	Matt Milano	So.	S	6-1	220	Dr. Phillips/Orlando, Fla.
29	Joel Karim Zougrana	Jr.	DB	6-0	197	Champlain-Lennoxville/Montreal, Quebec
30	Joey Launceford	Sr.	K	5-10	190	O'Dea/Seattle, Wash.
30	Mike Strizak	Jr.	LB	6-2	229	Don Bosco Prep/Fair Lawn, N.J.
32	Jon Hilliman	Fr.	RB	6-0	215	Saint Peter's Prep/Plainfield, N.J.
33	Tim Joy	Jr.	LB	6-1	229	Chelmsford/Chelmsford, Mass.
34	Sean Duggan	Sr.	LB	6-4	250	St. Xavier/Cincinnati, Ohio
35	Tyler Rouse	So.	RB	5-8	194	Baker/Baldwinsville, N.Y.
36	Bobby Wolford	Jr.	TE	6-2	248	Bishop Kenny/Jacksonville, Fla.
37	Will Mahar	Fr.	PK	6-1	185	McQuaid Jesuit/Rochester, N.Y.
37	Kamrin Moore	Fr.	DB	5-11	186	Bishop Denis J. O'Connell/District Heights, Md.
38	Griff Rogan	Sr.	WR	6-1	184	Chaminade/Garden City, N.Y.
38	Richard Wilson	Fr.	RB	5-10	212	Detroit Country Day/Southfield, Mich.
39	Atern Ntantang	R-Fr.	CB	5-11	188	Woodgrove/Purcellville, Va.
41	Austin Stevens	Fr.	DL	6-3	256	Montclair/Montclair, N.J.
42	Austin Brown	So.	DB	6-0	165	Oaks Christian/Simi Valley, Calif.
42	Alex Howell	Sr.	K/P	6-5	206	West Florence/Florence, S.C.
43	John Johnson	So.	CB	6-0	194	Northwestern/West Hyattsville, Md.
44	Ty Schwab	Fr.	LB	6-1	212	Merritt Island/Merritt Island, Fla.
45	Mehdi Abdesmad	Sr.	DL	6-7	297	Cegep du Vieux-Montreal/Montreal, Quebec
46	Sean Burke	Jr.	TE	5-11	234	LaSalle College/Lansdale, Pa.
46	E.J. Fortenberry	So.	DB	5-9	163	Crossroads/Santa Monica, Calif.
46	Joel Rich	R-Fr.	TE	6-3	255	St. Thomas Aquinas/Paris, Ohio
47	Cameron Seward	Fr.	DB	6-0	219	Westminster Schools/Dunwoody, Ga.
48	Nick Lifka	Sr.	DL	6-2	284	Naperville North/Naperville, Ill.
48	Jake Wilhelm	Jr.	K	5-8	146	St. Edward/Amherst, Ohio
49	Kevin Bletzer	Fr.	LB	6-2	198	Catholic Memorial/West Roxbury, Mass.
49	Cameron Croteau	So.	TE	6-4	230	Marin Catholic/Novato, Calif.
50	Frank Taylor	Jr.	OL	6-3	297	Archbishop Wood/Warrington, Pa.
52	Steven Daniels	Jr.	LB	6-0	257	Worcester Academy/Cincinnati, Ohio
53	Leonard Skubal	Jr.	LS	5-10	201	St. Thomas Aquinas/Deerfield Beach, Fla.
55	Christian Lezzer	Fr.	LB	6-0	210	Clearfield/Clearfield, Pa.

No.	Player	Cl.	Pos.	Ht.	Wt.	Previous School/Hometown
56	Michael Fischer	Jr.	LS	6-0	217	St. Sebastian's/ Wellesley, Mass.
56	Hunter Forte	Fr.	LB	5-11	200	Chaminade/St. Louis, Mo.
57	Jack Cottrell	R-Fr.	DL	6-4	235	Eden Prairie/Eden Prairie, Minn.
58	James Hendren	Fr.	OL	6-7	287	Dexter School/Medfield, Mass.
59	Andy Gallik	Gr.	C	6-3	304	Brother Rice/Evergreen Park, Ill.
61	A.J. Caruso	Jr.	LB	6-1	220	Ocean Township/West Allenhurst, N.J.
63	Austin Chapman	Fr.	TE	6-3	235	Westminster Schools/Atlanta, Ga.
64	Harris Williams	Gr.	OL	6-3	299	Proctor Academy/Lynn, Mass.
66	Noah Penders	Fr.	LB	6-6	208	Seton Hall Prep/Westfield, N.J.
67	Seth Betancourt	Gr.	OL	6-6	300	St. Joseph's Prep (Pa.)/Riverside, N.J.
69	Paul Gaughan	Sr.	C	6-6	302	Dunmore/Dunmore, Pa.
70	Aaron Kramer	Gr.	OL	6-7	293	Duxbury/Duxbury, Mass.
72	Jim Cashman	Jr.	OL	6-7	301	Haddonfield Memorial/Haddonfield, N.J.
73	Sam Schmal	Fr.	OL	6-6	287	Westminster Schools/Atlanta, Ga.
74	Dave Bowen	Sr.	OL	6-7	291	Radnor/Villanova, Pa.
75	Ian Silberman	Gr.	OL	6-5	294	Univ. of Florida/Fleming Island, Fla.
76	Bobby Vardaro	Gr.	OL	6-5	299	Phillips Andover/North Reading, Mass.
77	Jon Baker	Fr.	OL	6-3	281	Millis/Millis, Mass.
80	Drew Barksdale	So.	WR	5-11	195	Solon/Solon, Ohio
81	Louie Addazio	Sr.	TE	6-3	256	Syracuse Univ./Gainesville, Fla.
82	Jarrett Darmstatter	Gr.	TE	6-2	251	Barnegat/Barnegat, N.J.
83	Charlie Callinan	R-Fr.	WR	6-4	220	Saint Peter's Prep/Westfield, N.J.
84	Nat Dixon	Fr.	WR	6-3	172	Mosley/Lynn Haven, Fla.
85	Thaddius Smith	Fr.	WR	5-9	167	Cardinal O'Hara/Yeadon, Pa.
86	Jeffrey Jay	Sr.	WR	6-2	197	Brunswick School/Greenwich, Conn.
87	Malachi Moore	Jr.	DE	6-7	274	Pope John XXIII/Hackettstown, N.J.
88	Mike Giacone	Jr.	TE	6-5	262	Saint Peter's Prep/Westfield, N.J.
89	Tommy Sweeney	Fr.	TE	6-5	239	Don Bosco Prep/Ramsey, N.J.
90	Connor Wujciak	Sr.	DL	6-3	304	Seton Hall Prep/West Caldwell, N.J.
91	Joseph Vitiello	Fr.	DL	6-4	250	Immaculata/Bridgewater, N.J.
92	Kevin Cohee	Fr.	DL	6-2	245	Roxbury Latin/Chestnut Hill, Mass.
93	Kevin Kavalec	So.	DE	6-2	256	Saint Ignatius/Middleburg Heights, Ohio
94	Noa Merritt	Fr.	DL	6-0	268	Pope John XXIII/Sparta, N.J.
97	Truman Gutapfel	So.	DT	6-3	289	Harrison/Harrison, Ohio
98	Jack Kenny	Fr.	DL	6-3	226	Loyola Blakefield/Baltimore, Md.
98	Mike Knoll	Fr.	K/P	6-0	214	Walsh Jesuit/Copley, Ohio
99	Brian Mihalik	Sr.	DL	6-9	295	Avon Lake/Avon Lake, Ohio

COACHING STAFF

Steve Addazio	Head Coach
Don Brown	Defensive Coordinator/Linebackers
Ryan Day	Offensive Coordinator/Quarterbacks
Ben Albert	Defensive Line
Todd Fitch	Wide Receivers/ Passing Game Coordinator
Justin Frye	Offensive Line
Kevin Lempa	Defensive Backs
Frank Leonard	Tight Ends
Sean McGowan	Special Teams/ SAM Linebackers/Nickel Package
Al Washington	Running Backs
Nick Charlton	Graduate Assistant (Offense)
Mike Livingston	Graduate Assistant (Defense)
Ryan Przydzial	Graduate Assistant (Defense)
Phil Trautwein	Graduate Assistant (Offense)

2014 ALPHABETICAL ROSTER

No.	Player	Cl.	Pos.	Ht.	Wt.	Previous School/Hometown
45	Mehdi Abdesmad	Sr.	DL	6-7	297	Cegep du Vieux-Montreal/Montreal, Quebec
81	Louie Addazio	Sr.	TE	6-3	256	Syracuse Univ./Gainesville, Fla.
6	Sherman Alston	Fr.	WR	5-6	163	Saint Joseph (N.J.)/Harlem, N.Y.
21	Manuel Asprilla	Sr.	DB	5-11	183	Everett/Everett, Mass.
77	Jon Baker	Fr.	OL	6-3	281	Millis/Millis, Mass.
80	Drew Barksdale	So.	WR	5-11	195	Solon/Solon, Ohio
67	Seth Betancourt	Gr.	OL	6-6	300	St. Joseph's Prep (Pa.)/Riverside, N.J.
49	Kevin Bletzer	Fr.	LB	6-2	198	Catholic Memorial/West Roxbury, Mass.
8	Josh Bordner	Gr.	WR	6-4	230	Century/Sykesville, Md.
74	Dave Bowen	Sr.	OL	6-7	291	Radnor/Villanova, Pa.
42	Austin Brown	So.	DB	6-0	165	Oaks Christian/Simi Valley, Calif.
5	Ty-Meer Brown	Gr.	DB	6-0	201	Univ. of Connecticut/McKeesport, Pa.
46	Sean Burke	Jr.	TE	5-11	234	LaSalle College/Lansdale, Pa.
83	Charlie Callinan	R-Fr.	WR	6-4	220	Saint Peter's Prep/Westfield, N.J.
61	A.J. Caruso	Jr.	LB	6-1	220	Ocean Township/West Allenhurst, N.J.
72	Jim Cashman	Jr.	OL	6-7	301	Haddonfield Memorial/Haddonfield, N.J.
63	Austin Chapman	Fr.	TE	6-3	235	Westminster Schools/Atlanta, Ga.
92	Kevin Cohee	Fr.	DL	6-2	245	Roxbury Latin/Chestnut Hill, Mass.
57	Jack Cottrell	R-Fr.	DL	6-4	235	Eden Prairie/Eden Prairie, Minn.
18	Dan Crimmins	Jr.	WR	6-5	237	Demarest/Closter, N.J.
49	Cameron Croteau	So.	TE	6-4	230	Marin Catholic/Novato, Calif.
52	Steven Daniels	Jr.	LB	6-0	257	Worcester Academy/Cincinnati, Ohio
82	Jarrett Darmstatter	Gr.	TE	6-2	251	Barneget/Barneget, N.J.
24	Allen Dawson	Fr.	DB	6-0	193	Cheshire Academy (Conn.)/Ft. Lauderdale, Fla.
84	Nat Dixon	Fr.	WR	6-3	172	Mosley/Lynn Haven, Fla.
26	David Dudeck	Jr.	RB	5-11	196	The Hun School/Hamilton, N.J.
34	Sean Duggan	Sr.	LB	6-4	250	St. Xavier/Cincinnati, Ohio
56	Michael Fischer	Jr.	LS	6-0	217	St. Sebastian's/Wellesley, Mass.
16	Troy Flutie	Fr.	QB	6-0	182	Natick/Natick, Mass.
56	Hunter Forte	Fr.	LB	5-11	200	Chaminade/St. Louis, Mo.
46	E.J. Fortenberry	So.	DB	5-9	163	Crossroads/Santa Monica, Calif.
59	Andy Gallik	Gr.	C	6-3	304	Brother Rice/Evergreen Park, Ill.
69	Paul Gaughan	Sr.	C	6-6	302	Dunmore/Dunmore, Pa.
88	Mike Giacone	Jr.	TE	6-5	262	Saint Peter's Prep/Westfield, N.J.
97	Truman Gutapfel	So.	DT	6-3	289	Harrison/Harrison, Ohio
58	James Hendren	Fr.	OL	6-7	287	Dexter School/Medfield, Mass.
32	Jon Hilliman	Fr.	RB	6-0	215	Saint Peter's Prep/Plainfield, N.J.
42	Alex Howell	Sr.	K/P	6-5	206	West Florence/Florence, S.C.
3	Harrison Jackson	Jr.	WR	6-2	205	Loudoun Valley/Round Hill, Va.
86	Jeffrey Jay	Sr.	WR	6-2	197	Brunswick School/Greenwich, Conn.
43	John Johnson	So.	CB	6-0	194	Northwestern/West Hyattsville, Md.
17	Bryce Jones	Jr.	DB	6-0	178	Cleveland Heights/University Heights, Ohio
33	Tim Joy	Jr.	LB	6-1	229	Chelmsford/Chelmsford, Mass.
93	Kevin Kavalec	So.	DE	6-2	256	Saint Ignatius/Middleburg Heights, Ohio
98	Jack Kenny	Fr.	DL	6-3	226	Loyola Blakefield/Baltimore, Md.
25	Josh Keyes	Sr.	LB	6-2	223	Chatham/Ghent, N.Y.
98	Mike Knoll	Fr.	K/P	6-0	214	Walsh Jesuit/Copley, Ohio
70	Aaron Kramer	Gr.	OL	6-7	293	Duxbury/Duxbury, Mass.
8	Harold Landry	Fr.	DL	6-3	257	Pine Forest/Fayetteville, N.C.
30	Joey Lounceford	Sr.	K	5-10	190	O'Dea/Seattle, Wash.
55	Christian Lezzer	Fr.	LB	6-0	210	Clearfield/Clearfield, Pa.
48	Nick Lifka	Sr.	DL	6-2	284	Naperville North/Naperville, Ill.
37	Will Mahar	Fr.	PK	6-1	185	McQuaid Jesuit/Rochester, N.Y.
14	Gabriel McClary	Fr.	WR	6-3	185	Winter Park/Orlando, Fla.
94	Noa Merritt	Fr.	DL	6-0	268	Pope John XXIII/Sparta, N.J.
99	Brian Mihalik	Sr.	DL	6-9	295	Avon Lake/Avon Lake, Ohio
28	Matt Milano	So.	S	6-1	220	Dr. Phillips/Orlando, Fla.
37	Kamrin Moore	Fr.	DB	5-11	186	Bishop Denis J. O'Connell/District Heights, Md.

No.	Player	Cl.	Pos.	Ht.	Wt.	Previous School/Hometown
87	Malachi Moore	Jr.	DE	6-7	274	Pope John XXIII/Hackettstown, N.J.
2	Tyler Murphy	Gr.	QB	6-2	213	Univ. of Florida/Wethersfield, Conn.
39	Atem Ntantang	R-Fr.	CB	5-11	188	Woodgrove/Purcellville, Va.
7	Marcus Outlow	Fr.	RB	5-10	207	Norwich Free Acad./Norwich, Conn.
66	Noah Penders	Fr.	LB	6-6	208	Seton Hall Prep/Westfield, N.J.
11	Shakim Phillips	Gr.	WR	6-3	206	Univ. of Connecticut/Paterson, N.J.
46	Joel Rich	R-Fr.	TE	6-3	255	St. Thomas Aquinas/Paris, Ohio
38	Griff Rogan	Sr.	WR	6-1	184	Chaminade/Garden City, N.Y.
35	Tyler Rouse	So.	RB	5-8	194	Baker/Baldwinsville, N.Y.
73	Sam Schmal	Fr.	OL	6-6	287	Westminster Schools/Atlanta, Ga.
44	Ty Schwab	Fr.	LB	6-1	212	Merritt Island/Merritt Island, Fla.
47	Cameron Seward	Fr.	DB	6-0	219	Westminster Schools/Dunwoody, Ga.
75	Ian Silberman	Gr.	OL	6-5	294	Univ. of Florida/Fleming Island, Fla.
27	Justin Simmons	Jr.	DB	6-3	198	Martin County/Stuart, Fla.
53	Leonard Skubal	Jr.	LS	5-10	201	St. Thomas Aquinas/Deerfield Beach, Fla.
85	Thaddius Smith	Fr.	WR	5-9	167	Cardinal O'Hara/Yeadon, Pa.
41	Austin Stevens	Fr.	DL	6-3	256	Montclair/Montclair, N.J.
13	Connor Strachan	Fr.	LB	6-2	231	St. Sebastian's/Wellesley, Mass.
30	Mike Strizak	Jr.	LB	6-2	229	Don Bosco Prep/Fair Lawn, N.J.
89	Tommy Sweeney	Fr.	TE	6-5	239	Don Bosco Prep/Ramsey, N.J.
10	Bobby Swigert	Sr.	WR	6-0	197	Louisville/Louisville, Ohio
19	Sean Sylvia	Gr.	DB	6-0	210	Cheshire Academy/Dartmouth, Mass.
50	Frank Taylor	Jr.	OL	6-3	297	Archbishop Wood/Warrington, Pa.
76	Bobby Vardaro	Gr.	OL	6-5	299	Phillips Andover/North Reading, Mass.
91	Joseph Vitiello	Fr.	DL	6-4	250	Immaculata/Bridgewater, N.J.
4	Darius Wade	Fr.	QB	6-0	201	Middletown/Middletown, Del.
15	James Walsh	R-Fr.	QB	6-1	201	Dublin Coffman/Dublin, Ohio
48	Jake Wilhelm	Jr.	K	5-8	146	St. Edward/Amherst, Ohio
9	Dominique Williams	Gr.	DB	6-0	220	Brockton/Brockton, Mass.
64	Harris Williams	Gr.	OL	6-3	299	Proctor Academy/Lynn, Mass.
23	Myles Willis	So.	RB	5-9	203	Marist School/Conyers, Ga.
38	Richard Wilson	Fr.	RB	5-10	212	Detroit Country Day/Southfield, Mich.
36	Bobby Wolford	Jr.	TE	6-2	248	Bishop Kenny/Jacksonville, Fla.
90	Connor Wujciak	Sr.	DL	6-3	304	Seton Hall Prep/West Caldwell, N.J.
20	Isaac Yiadom	Fr.	DB	6-1	170	Doherty Memorial/Worcester, Mass.
29	Joel Karim Zoungana	Jr.	DB	6-0	197	Champlain-Lennoxville/Montreal, Quebec

COACHING STAFF

Steve Addazio	Head Coach
Don Brown	Defensive Coordinator/Linebackers
Ryan Day	Offensive Coordinator/Quarterbacks
Ben Albert	Defensive Line
Todd Fitch	Wide Receivers/ Passing Game Coordinator
Justin Frye	Offensive Line
Kevin Lempa	Defensive Backs
Frank Leonard	Tight Ends
Sean McGowan	Special Teams/ SAM Linebackers/Nickel Package
Al Washington	Running Backs
Nick Charlton	Graduate Assistant (Offense)
Mike Livingston	Graduate Assistant (Defense)
Ryan Przydzial	Graduate Assistant (Defense)
Phil Trautwein	Graduate Assistant (Offense)

ROSTER BREAKDOWN

ROSTER BREAKDOWN BY CLASS

Total Players: 94

Number of Juniors, Seniors and Graduates:

47 (50.0%)

Number of Freshmen and Sophomores:

47 (50.0%)

Graduates: 13

OL Seth Betancourt, WR Josh Bordner, DB Ty-Meer Brown, TE Jarrett Darmstatter, C Andy Gallik, OL Aaron Kramer, QB Tyler Murphy, WR Shakim Phillips, OT Ian Silberman, DB Sean Sylvia, OL Bobby Vardaro, DB Dominique Williams, OL Harris Williams

Seniors: 15

DL Mehdi Abdesmad, TE Louie Addazio, DB Manuel Asprilla, OL Dave Bowen, LB Sean Duggan, C Paul Gaughan, K/P Alex Howell, WR Jeffrey Jay, LB Josh Keyes, PK Joey Launceford, LB Nick Lifka, DL Brian Mihalik, WR Griff Rogan, WR Bobby Swigert, DL Connor Wujciak

Juniors: 19

TE Sean Burke, LB A.J. Caruso, OL Jim Cashman, WR Dan Crimmins, LB Steven Daniels, RB David Dudeck, LS Michael Fischer, TE Mike Giacone, WR Harrison Jackson, DB Bryce Jones, LB Tim Joy, DE Malachi Moore, DB Justin Simmons, LS Leonard Skubal, LB Mike Strizak, OL Frank Taylor, K Jake Wilhelm, TE Bobby Wolford, DB Joel Karim Zougrana

Sophomores: 15

WR Drew Barksdale, DB Austin Brown, WR Charlie Callinan, DL Jack Cottrell, TE Cameron Croteau, DB E.J. Fortenberry, DT Truman Cutapfel, CB John Johnson, DE Kevin Kavalec, S Matt Milano, CB Atem Ntantang, TE Joel Rich, RB Tyler Rouse, QB James Walsh, RB Myles Willis

Freshmen: 32

WR Sherman Alston, OL Jon Baker, LB Kevin Bletzer, TE Austin Chapman, DL Kevin Cohee, DB Allen Dawson, WR Nat Dixon, QB Troy Flutie, LB Hunter Forte, OL James Hendren, RB Jon Hilliman, DL Jack Kenny, K/P Mike Knoll, DL Harold Landry, LB Christian Lezzer, PK Will Mahar, WR Gabriel McClary, DL Noa Merritt, DB Kamrin Moore, RB Marcus Outlow, LB Noah Penders, OL Sam Schmal, LB Ty Schwab, DB Cameron Seward, WR Thaddeus Smith, DL Austin Stevens, LB Connor Strachan, TE Tommy Sweeney, DL Joseph Vitiello, QB Darius Wade, RB Richard Wilson, DB Isaac Yiadom

ROSTER BREAKDOWN BY STATE

Total Players: 94

Number of Players from CT, MA, NH: 18 (19.6%)

Number of Players from DE, MD, NY, NJ, and PA:

36 (38.3%)

Number of Players from IL, MN, MI, OH, and WI:

16 (17.4%)



Senior defensive lineman Mehdi Abdesmad

Number of Players from FL, GA, NC, SC, and VA:

18 (19.6%)

California: 3

Name	Hometown	High School
Austin Brown	Simi Valley	Oaks Christian
Cameron Croteau	Novato	Marin Catholic
E.J. Fortenberry	Santa Monica	Crossroads

Canada: 2

Name	Hometown	High School
Mehdi Abdesmad	Montreal, Quebec	Cegep du Vieux-Montreal
Joel Karim Zougrana	Montreal, Quebec	Champlain Lennoxville

Connecticut: 3

Name	Hometown	High School
Jeffrey Jay	Greenwich	Brunswick School
Tyler Murphy	Wethersfield	Wethersfield
Marcus Outlow	Norwich	Norwich Free Academy

Delaware: 1

Name	Hometown	High School
Darius Wade	Middletown	Middletown

Florida: 10 (8.5%)

Name	Hometown	High School
Louie Addazio	Gainesville	Buchholz
Allen Dawson	Ft. Lauderdale	Pine Crest
Nat Dixon	Lynn Haven	Mosley
Gabriel McClary	Orlando	Winter Park
Matt Milano	Orlando	Dr. Phillips
Tyler Schwab	Merritt Island	Merritt Island
Ian Silberman	Fleming Island	Fleming Island
Justin Simmons	Stuart	Martin County

Name	Hometown	High School
Leonard Skubal	Deerfield Beach	St. Thomas Aquinas
Bobby Wolford	Jacksonville	Bishop Kenny

Georgia: 4

Name	Hometown	High School
Austin Chapman	Atlanta	Westminster Schools
Sam Schmal	Atlanta	Westminster Schools
Cameron Seward	Conyers	Westminster Schools
Myles Willis	Conyers	Marist School

Illinois: 2

Name	Hometown	High School
Andy Gallik	Evergreen Park	Brother Rice
Nick Lifka	Naperville	Naperville North

Maryland: 4

Name	Hometown	High School
Josh Bordner	Sykesville	Century
John Johnson	Northwestern	West Hyattsville
Jack Kenny	Baltimore	Loyola Blakefield
Kamrin Moore	District Heights	Bishop Denis J. O'Connell

Massachusetts: 15 (22.3%)

Name	Hometown	High School
Manuel Asprilla	Everett	Everett
Jon Baker	Millis	Millis
Kevin Bletzer	West Roxbury	Catholic Memorial
Kevin Cohee	Chestnut Hill	Roxbury Latin
Michael Fischer	Wellesley	St. Sebastian's
Troy Flutie	Natick	Natick
James Hendren	Medfield	Dexter School
Tim Joy	Chelmsford	Chelmsford
Aaron Kramer	Duxbury	Duxbury
Connor Strachan	Wellesley	St. Sebastian's
Sean Sylvia	Dartmouth	Cheshire Academy (CT)
Bobby Vardaro	North Reading	Phillips Andover
Dominique Williams	Brockton	Brockton
Harris Williams	Lynn	Proctor Academy
Isaac Yiadom	Worcester	Doherty Memorial

Michigan: 1

Name	Hometown	High School
Richard Wilson	Southfield	Detroit Country Day

Minnesota: 1

Name	Hometown	High School
Jack Cottrell	Eden Prairie	Eden Prairie

Missouri: 1

Name	Hometown	High School
Hunter Forte	St. Louis	Chaminade

*Sophomore running back Myles Willis***New Jersey: 19 (20.2%)**

Name	Hometown	High School
Seth Betancourt	Riverside	St. Joseph's Prep (PA)
Charlie Callinan	Westfield	St. Peter's Prep
A.J. Caruso	West Allenhurst	Ocean Township
Jim Cashman	Haddonfield	Haddonfield Memorial
Dan Crimmins	Closter	Demarest
Jarrett Darmstatter	Barneget	Barneget
David Dudeck	Princeton	The Hun School
Mike Giacone	Jersey City	St. Peters Prep
Jon Hilliman	Plainfield	Saint Peter's Prep
Noa Merritt	Sparta	Pope John XXIII
Malachi Moore	Hackettstown	Pope John XXIII
Noah Penders	Westfield	Seton Hall Prep
Shakim Phillips	Paterson	DePaul Catholic
Austin Stevens	Montclair	Montclair
Mike Strizak	Fair Lawn	Don Bosco Prep
Tommy Sweeney	Ramsey	Don Bosco Prep
Joseph Vitiello	Bridgewater	Immaculata
Connor Wujciak	West Caldwell	Seton Hall Prep

New York: 5 (5.3%)

Name	Hometown	High School
Sherman Alston	Harlem	Saint Joseph (NJ)
Josh Keyes	Ghent	Chatham
Will Mahar	Rochester	McQuaid Jesuit
Griff Rogan	Garden City	Chaminade
Tyler Rouse	Baldwinsville	Baker

North Carolina: 1

Name	Hometown	High School
Harold Landry	Fayetteville	Pine Forest

ROSTER BREAKDOWN

Ohio: 12 (12.8%)

Name	Hometown	High School
Drew Barksdale	Solon	Solon
Steven Daniels	Cincinnati	Worcester Academy
Sean Duggan	Cincinnati	Saint Xavier
Truman Gutapfel	Harrison	Harrison
Bryce Jones	University Heights	Cleveland Heights
Kevin Kavalec	Middlebury Heights	St. Ignatius
Mike Knoll	Copley	Walsh Jesuit
Brian Mihalik	Avon Lake	Avon Lake
Joel Rich	Paris	St. Thomas Aquinas
Bobby Swigert	Louisville	Louisville
James Walsh	Dublin	Dublin Coffman
Jake Wilhelm	Amherst	St. Edward



Senior wide receiver Josh Bordner

Pennsylvania: 7 (7.4%)

Name	Hometown	High School
Dave Bowen	Villanova	Radnor
Ty-Meer Brown	McKeesport	McKeesport
Sean Burke	Lansdale	LaSalle College
Paul Caughan	Dunmore	Dunmore
Christian Lezzer	Clearfield	Clearfield
Thaddius Smith	Yeadon	Cardinal O'Hara
Frank Taylor	Warrington	Archbishop Wood

Wide Receivers: (14)

Josh Bordner, Jeffrey Jay, Griff Rogan, Bobby Swigert, Dan Crimmins, Harrison Jackson, Drew Barksdale, Charlie Callinan, Sherman Alston, Nat Dixon, Gabriel McClary, Shakim Phillips, Thaddius Smith

Tight Ends: (7)

Jared Darmstatter, Louie Addazio, Mike Giacone, Joel Rich, Austin Chapman, Cameron Croteau, Tommy Sweeney

South Carolina: 1

Name	Hometown	High School
Alex Howell	Florence	West Florence

DEFENSE

Defensive Backs: (12)

Manuel Asprilla, Ty-Meer Brown, Sean Sylvia, Dominique Williams, Bryce Jones, Justin Simmons, Austin Brown, Allen Dawson, E.J. Fortenberry, Kamrin Moore, Cameron Seward, Isaac Viadom, Joel Karim Zoungrana

Virginia: 2

Name	Hometown	High School
Harrison Jackson	Round Hill	Loudoun Valley
Atem Ntantang	Purcellville	Woodgrove

Linebackers: (13)

Sean Duggan, Josh Keyes, Steven Daniels, Tim Joy, Sean Burke, A.J. Caruso, Mike Strizak, Kevin Bletzer, Hunter Forte, Christian Lezzer, Noah Penders, Ty Schwab, Connor Strachan
Defensive Line (11): Mehdi Abdesmad, Brian Mihalik, Nick Lifka, Connor Wujciak, Jack Cottrell, Kevin Cohee, Jack Kenny, Harold Landry, Noa Merritt, Austin Stevens, Joseph Vitiello

Washington: 1

Name	Hometown	High School
Joey Launceford	Seattle	O'Dea

ROSTER BREAKDOWN BY POSITION

OFFENSE

Quarterbacks: (4)

Tyler Murphy, James Walsh, Troy Flutie, Darius Wade

Running Backs: (6)

David Dudeck, Tyler Rouse, Myles Willis, Jon Hilliman, Marcus Outlow, Richard Wilson

Offensive Linemen: (11)

Seth Betancourt, Alex Kramer, Ian Silberman, Bobby Vardaro, Harris Williams, Dave Bowen, Frank Taylor, Jim Cashman, Jon Baker, James Hendren, Sam Schmal

SPECIAL TEAMS

Kickers: (5)

Alex Howell, Joey Launceford, Jake Wilhelm, Mike Knoll, Will Mahar

Punters: (2)

Alex Howell, Mike Knoll

Long Snappers: (2)

Michael Fischer, Leonard Skubal

HOW THE EAGLES WERE BUILT

OFFENSE

Freshmen (14)

WR	Sherman Alston
OL	Jon Baker
TE	Austin Chapman
WR	Nat Dixon
QB	Troy Flutie
OL	James Hendren
RB	Jon Hilliman
WR	Gabriel McClary
RB	Marcus Outlow
OL	Sam Schmal
WR	Thaddius Smith
TE	Tommy Sweeney
QB	Darius Wade
RB	Richard Wilson

Sophomores (7)

WR	Drew Barksdale
WR	Charlie Callinan
TE	Cameron Croteau
TE	Joel Rich
RB	Tyler Rouse
QB	James Walsh
*RB	Myles Willis

Juniors (8)

TE	Sean Burke
OL	Jim Cashman
*WR	Dan Crimmins
**RB	David Dudeck
*TE	Mike Giacone
*WR	Harrison Jackson
OL	Frank Taylor
*TE	Bobby Wolford

Seniors (6)

*TE	Louie Addazio
OL	Dave Bowen
OL	Paul Gaughan
WR	Jeffrey Jay
WR	Griff Rogan
***WR	Bobby Swigert

Graduates (10)

**OL	Seth Betancourt
WR	Josh Bordner
TE	Jarrett Darmstatter
***C	ANDY GALLIK
OL	Aaron Kramer
QB	Tyler Murphy
WR	SHAKIM PHILLIPS
OT	Ian Silberman
***OG	BOBBY VARDARO
***OG	HARRIS WILLIAMS

DEFENSE

Freshmen (16)

LB	Kevin Bletzer
DL	Kevin Cohee
DB	Allen Dawson
LB	Hunter Forte
DL	Jack Kenny
DL	Harold Landry
LB	Christian Lezzer
DL	Noa Merritt
DB	Kamrin Moore
LB	Noah Penders
LB	Ty Schwab
DB	Cameron Seward
DL	Austin Stevens
LB	Connor Strachan
DL	Joseph Vitiello
DB	Isaac Yiadom

Sophomores (8)

LB	Austin Brown
DL	Jack Cottrell
DB	E.J. Fortenberry
*DT	Truman Gutapfel
*DB	John Johnson
*DL	Kevin Kavalec
*DB	Matt Milano
DB	Atem Ntangtang

Juniors (8)

LB	A.J. Caruso
**LB	STEVEN DANIELS
**DB	BRYCE JONES
*LB	Tim Joy
DE	Malachi Moore
*DB	Justin Simmons
*LB	Mike Strizak
DB	Joel Karim Zougrana

Seniors (7)

*DL	Mehdi Abdesmad
***DB	MANUEL ASPRILLA
***LB	Sean Duggan
**LB	Josh Keyes
LB	Nick Lifka
***DL	Brian Mihalik
**DL	CONNOR WUJCIAC

Graduates (3)

DB	TY-MEER BROWN
***DB	SEAN SYLVIA
**DB	DOMINIQUE WILLIAMS

SPECIALISTS

Freshmen (2)

K/P	Mike Knoll
PK	Will Mahar

Sophomores (0)

Juniors (3)

LS	Michael Fischer
*LS	Leonard Skubal
PK	Jake Wilhelm

Seniors (2)

P/K	Alex Howell
PK	Joey Launceford

Graduates (0)

THE '14 EAGLES BY CLASS

Offense

Fr.:	14
So.:	7 (1 letterman)
Jr.:	8 (5 lettermen)
Sr.:	6 (2 lettermen)
Gr.:	10 (4 lettermen)
Total:	45 (12 lettermen)

Defense

Fr.:	16
So.:	8 (4 lettermen)
Jr.:	8 (5 lettermen)
Sr.:	7 (6 lettermen)
Gr.:	3 (2 lettermen)
Total:	42 (17 lettermen)

Specialists

Fr.:	2
So.:	0 (0 lettermen)
Jr.:	3 (1 letterman)
Sr.:	2 (0 lettermen)
Gr.:	0 (0 lettermen)
Total:	6 (1 letterman)

Total

Fr.:	32
So.:	15 (5 lettermen)
Jr.:	19 (11 lettermen)
Sr.:	15 (8 lettermen)
Gr.:	13 (6 lettermen)
Total:	94 (30 lettermen)

CAPS indicates started at least seven games in 2013; * indicates letters earned at BC

AT A GLANCE

UNIVERSITY

Location: Chestnut Hill, Mass.

Founded: 1863

Nickname: Eagles

Colors: Maroon and Gold

Enrollment: 9,099 (undergraduates), 14,460 (total)

Stadium: Alumni Stadium (Field Turf/44,500)

President: Rev. William P. Leahy, S.J.

NCAA Faculty Representative: Robert Taggart

Athletics Director: Brad Bates

Associate Athletics Director/Football Relations:

Barry Gallup

Assistant Athletics Director/Player Personnel:

Reggie Terry

Associate Athletics Director/Media Relations:

Chris Cameron

Athletics Department Website: bceagles.com

FOOTBALL INFORMATION

Offensive Formation: Multiple

Defensive Formation: Multiple

2013 Overall/ACC Record: 7-6/4-4

Final Ranking: Unranked/Unranked

Starters Returning/Lost: 9/15

Offensive Starters Returning/Lost: 3/8

Defensive Starters Returning/Lost: 6/5

Lettermen Returning/Lost: 31/18

COACHING STAFF

Name	Title
Steve Addazio	Head Coach
Don Brown	Defensive Coordinator/Linebackers
Ryan Day	Offensive Coordinator/Quarterbacks
Ben Albert	Defensive Line
Todd Fitch	Wide Receivers/Passing Game Coord
Justin Frye	Offensive Line
Kevin Lempa	Defensive Backs
Frank Leonard	Tight Ends
Sean McGowan	Special Teams/SAM Linebackers/Nickel
Al Washington	Running Backs
Nick Charlton	Graduate Assistant (Offense)
Mike Livingston	Graduate Assistant (Defense)
Ryan Przydzial	Graduate Assistant (Defense)
Phil Trautwein	Graduate Assistant (Offense)

MEDIA RELATIONS

Address: 321 Conte Forum, Chestnut Hill, MA 02467

Associate AD/Media Relations: Chris Cameron

Email: chris.cameron@bc.edu

Phone: 617.552.3004 (Office); 617.438.5896 (Cell)

Athletics Department Website: bceagles.com

Twitter News Feed: @BCFootballNews

2013 SCHEDULE AND RESULTS

Date	Opponent	W/L	Score	Attn.	TV
Aug. 31	Villanova	W	24-14	30,922	ESPNNews
Sept. 6	Wake Forest*	W	24-10	32,465	ESPN2
Sept. 14	at Southern Cal.	L	35-7	62,006	Pac 12 Net.
Sept. 28	Florida State*	L	48-34	40,129	ABC/ESPN2
Oct. 5	Army	W	48-27	33,128	ESPN3
Oct. 12	at Clemson*	L	24-14	77,506	ABC/ESPN2
Oct. 26	at North Carolina*	L	34-10	43,000	ACC RSN
Nov. 2	Virginia Tech*	W	34-27	30,129	ABC/ESPN2
Nov. 9	at New Mexico St.	W	48-34	14,997	ESPN3
Nov. 16	NC State*	W	38-21	31,262	ACC RSN
Nov. 23	at Maryland*	W	29-26	32,147	ACC RSN
Nov. 30	at Syracuse*	L	34-31	37,406	ACC RSN
Dec. 31	vs. Arizona	L	42-19	36,917	ESPN

RETURNING STATISTICAL LEADERS

Passing	Comp-Att.-Yds.	Pct.	TD	INT	Avg.	Effic.
Josh Bordner	2-4-17	50.0	0	0	8.2	85.70

Rushing	Att.	Yards	Avg.	TD	Yds/Gm	Long
Myles Willis	60	356	5.8	2	31.5	38
Tyler Rouse	26	127	4.8	2	12.5	29

Receiving	Rec.	Yds.	Avg.	TD	Yds/Gm	Long
David Dudeck	11	84	7.6	1	6.5	20
Dan Crimmins	10	61	6.1	0	5.5	15

Tackles	Tot-UA-A	Sack	TFL-Yd.	INT	PBU	FF	FR
Steven Daniels	88-54-34	3.0-5	6.5-12	1	2	1	0
Manuel Asprilla	68-55-13	0.0-0	7.0-13	2	6	1	0

Kick Returns	No.	Yards	Avg.	TD	Long
Myles Willis	30	709	23.6	1	98
David Dudeck	9	140	15.6	0	30

Field Goals	Tot.	Pct.	1-19	20-29	3-39	40-49	50-59	60+ LG	BLK

RETURNING IN 2014

Offensive Lettermen Returning (13)

TE Louie Addazio, OL Seth Betancourt, WR Dan Crimmins, WR David Dudeck, C Andy Gallik, TE Mike Giacone, WR Harrison Jackson, WR Bobby Swigert, LS Leonard Skubal, OG Bobby Vardaro, RG Harris Williams, RB Myles Willis, FB Bobby Wolford

Defensive Lettermen Returning (18)

DL Mehdi Abdesmad, DB Manuel Asprilla, LB Steven Daniels, LB Sean Duggan, DT Truman Gutapfel, DB John Johnson, DB Bryce Jones, LB Tim Joy, DE Kevin Kavalec, LB Josh Keyes, DL Brian Mihalik, DB Matt Milano, DB Justin Simmons, LB Mike Strizak, DB Sean Sylvia, DB Dominique

Williams, DL Connor Wujciak

Special Teams Lettermen Returning (1)

LS Leonard Skubal

Lettermen Lost (18)

WR Alex Amidon, LB Steele Divitto, DE Kasim Edebal, WR Spiffy Evans, K/P Nate Freese, DB C.J. Jones, DB Al Louis-Jean, DB James McCaffrey, TE Mike Naples, TE C.J. Parsons, OT Matt Patchan, LB Kevin Pierre-Louis, DE Kaleb Ramsey, QB Chase Rettig, DT Jaryd Rudolph, TE Jake Sinkovec, OT Ian White, RB Andre Williams

ROSTER BREAKDOWN

Starters Returning (9)

OFFENSE (3)

Pos Name	2013 Starts	Career Starts
LG Bobby Vardaro, Sr	12	32
RG Harris Williams, Sr	10	10
C Andy Gallik, Jr	12	24

DEFENSE (6)

Pos Name	2013 Starts	Career Starts
DT Connor Wujciak, Jr	8	13
LB Steven Daniels, Jr	12	13
CB Manny Asprilla, Jr	12	16
CB Bryce Jones, Jr	13	13
S Sean Sylvia, Jr	12	24
S Dominique Williams, Sr-R	10	10

SPECIALISTS (0)

Starters Lost (15)

OFFENSE (8)

Pos Name	2013 Starts	Career Starts
QB Chase Rettig	13	34
TB Andre Williams	13	30
WR Alex Amidon	13	30
LT Matt Patchan	12	12
RT Ian White	12	35
TE Mike Naples	11	11
TE Jake Sinkovec	8	8
TE C.J. Parson	6	10

DEFENSE (5)

Pos Name	2013 Starts	Career Starts
DE Kasim Edebal	13	39
DT Kaleb Ramsey	8	22
DT Jaryd Rudolph	8	13
LB Steele Divitto	13	37
OLB Kevin Pierre-Louis	13	43

SPECIALISTS (2)

Pos Name	2013 Starts	Career Starts
P Nate Freese	13	13
PK Nate Freese	13	50

WHAT RETURNED BY PERCENTAGE

Rushing Yards	16.9%
Passing Yards	.08%
Receiving Yards	31.1%
Punt Return Yards	20.6%
Kickoff Return Yards	93.2%
Scoring	21.7%
Tackles	57.2%
Turnovers Forced	70.0%



Junior linebacker Steven Daniels

FACTS AND FIGURES

3

The Eagles have produced a top-10 pick in the NFL draft three times in the last seven years – QB Matt Ryan (3rd; Atlanta Falcons, 2008), DT B.J. Raji (9th; Green Bay Packers, 2009) and LB Luke Kuechly (9th; Carolina Panthers, 2012).

3

Boston College had one of its former linebackers on three straight Super Bowl winning teams – Mark Herzlich (NY Giants, 2012), Jo-Lonn Dunbar (Saints, 2011) and Robert Flores (Packers, 2010).

5

The number of wins Boston College improved by last fall, going from a 2-10 campaign in 2012 to 7-6 in 2013, tied for the fourth-best amount of improvement in victories in the NCAA Football Bowl Subdivision.

5

The number of 200-plus yard rushing games for Doak Walker Award recipient Andre Williams in 2013. Williams registered a school and ACC single-game rushing record 339 yards on 42 carries against NC State (Nov. 16). The previous week, he recorded 295 rushing yards on 30 attempts at New Mexico State (Nov. 9). Williams rushed for 263 yards on 32 carries against Maryland (Nov. 26), recorded 263 yards on 30 attempts against Army (Oct. 5) and registered 204 yards on 35 attempts against Wake Forest (Sept. 6).

8

The number of teams that Boston College will face in 2014 that went to bowl games in 2013 including non-conference foes Southern California and Colorado State. Louisville joins the ACC's Atlantic Division, replacing Maryland, giving that division three teams that ended the 2013 season ranked 15th or better in the final 2013 AP poll, including No. 1 Florida State, No. 8 Clemson and No. 15 Louisville.

9

Boston College has produced nine NFL draft first-round picks in the last 14 seasons (since 2000).

YR	NAME	POS.	TEAM	RD.	PICK
2012	Luke Kuechly	LB	Panthers	1	9
2011	Anthony Castonzo	OT	Colts	1	22
2009	B.J. Raji	DT	Packers	1	9
2008	Matt Ryan	QB	Falcons	1	3

YR	NAME	POS.	TEAM	RD.	PICK
2008	Gosder Cherilus	OT	Lions	1	17
2006	Mathias Kiwanuka	DE	Giants	1	32
2002	William Green	RB	Browns	1	16
2002	Marc Colombo	OT	Bears	1	29
2000	Chris Hovan	DT	Vikings	1	25

10

This year marks the 10th season for Boston College as a member of the ACC. During those previous nine years, BC has posted a 38-34 ACC record. Only Virginia Tech (55), Clemson (48), Georgia Tech (47) and Florida State (41) have won more ACC games than have the Eagles.

11

RB Andre Williams became Boston College's 11th consensus All-America honoree in 2013. BC's previous consensus All-America selections are LB Luke Kuechly (2011, 2012), DB Jamie Silva (2007), RB Mike Cloud (1998), TE Pete Mitchell (1994), DL Mike Ruth (1985), QB Doug Flutie (1984), WR Tony Thurman (1984), FB Mike Holovak (1942), end Gene Goodreault (1940) and Luke Urban (1920).

16

Boston College's Andre Williams became just the 16th player in FBS history to run for at least 2,000 yards in a season in 2013. Williams also showed big-play ability. He had 26 runs of at least 20 yards, the most by an FBS player since Kevin Smith had 26 in 2007. His 11 touchdowns on such runs were the most for any player in the last 10 seasons.

32

The number of career starts for senior G Bobby Vardaro, the fifth-highest among returning ACC linemen and the ninth-most among ACC returnees from all positions.

27.7

Steve Addazio's offensive attack yielded an average of 27.7 points per game in his first season as head coach at Boston College – the program's highest average since the 2007 Eagle team averaged 28.3 points per game en route to an 11-3 record

36

Boston College's sack total in 2013. The Eagles orchestrated a 600 percent increase in team sack production and nearly a 200 percent increase in team tackles for loss production (88 tackles for



The Eagles averaged 27.7 points per game in 2013 under head coach Steve Addazio, the team's highest average since the 2007 season. Boston College also averaged 212.6 yards per game on the ground in 2013.

loss) in head coach Steve Addazio and defensive coordinator Don Brown's first seasons at the Heights last fall.

88

BC won 88 games in the 2000s (2000-09, including bowls), tying Auburn and Southern California for 11th among all teams in college football. Only 10 teams – Boise State (112), Oklahoma (110), Texas (110), Ohio State (102), Florida (100), LSU (99), Virginia Tech (99), Georgia (98), TCU (95) and Miami (92) – achieved more victories during the 2000s. Bookended with an 8-4 campaign in 1999 and a 7-6 season in 2010, BC captured 103 victories in 12 straight winning seasons from 1999-2010.

95

The number of coaching victories for defensive coordinator Don Brown. Brown is 95-45 in 12 seasons as a head coach at 3 institutions – Plymouth State, Northeastern and Massachusetts. He went 43-19 as head coach at Massachusetts from 2004-08, guiding the Minutemen to their best five-year span in program history (.694 win percentage). He went 25-6 as head coach at Plymouth State from 1993-95 and led Northeastern to a combined record of 27-20 in four seasons as head coach (2000-03).

He went 18-7 in his last two seasons leading the Huskies.

212.6

Boston College averaged 212.6 yards per game on the ground in 2013, an increase of 121.6 yards from 2012. That one-year improvement is the most in ACC history in rushing yardage.

339

Senior RB Andre Williams' rushing total against NC State, which marked both a Boston College and ACC record as well as the highest FBS rushing output in 2013. Williams surpassed his previous school record of 295 yards at New Mexico State (Nov. 9) and surpassed Wake Forest's John Leach against Maryland in 1993 (329).

2,177

Andre Williams had 2,177 rushing yards in 2013, fifth-most all-time in a single FBS season.

2014 OPPONENT COMPOSITE SCHEDULE

Date	Boston College	Massachusetts	Pittsburgh	USC
Aug. 30	at Massachusetts	Boston College	Delaware	Fresno State
Sept. 6	Pittsburgh (9/5)	Colorado	at Boston College	at Stanford
Sept. 13	USC	at Vanderbilt	at FIU	at Boston College
Sept. 20	Maine	at Penn State	Iowa	---
Sept. 27	Colorado State	Bowling Green	Akron	Oregon State
Oct. 4	---	at Miami (OH)	at Virginia	Arizona State
Oct. 11	at NC State	at Kent State	---	at Arizona
Oct. 18	Clemson	Eastern Michigan	Virginia Tech (10/16)	Colorado
Oct. 25	at Wake Forest	at Toledo	Georgia Tech	at Utah
Nov. 1	at Virginia Tech	---	Duke	at Washington State
Nov. 8	Louisville	Ball State (11/12)	James Madison	---
Nov. 15	---	at Akron (11/18)	at NC State	California (11/13)
Nov. 22	at Florida State	---	Syracuse	at UCLA
Nov. 29	Syracuse	Buffalo (11/28)	at Miami	Notre Dame

Date	Maine	Colorado State	North Carolina State
Aug. 30	Norfolk State	Colorado (8/29)	Georgia Southern
Sept. 6	---	at Boise State	Old Dominion
Sept. 13	at Bryant	UC Davis	at South Florida
Sept. 20	at Boston College	---	Presbyterian
Sept. 27	at Towson	at Boston College	Florida State
Oct. 4	Villanova	Tulsa	at Clemson
Oct. 11	at Stony Brook	at Nevada	Boston College
Oct. 18	Albany	Utah State	at Louisville
Oct. 25	at Rhode Island	Wyoming	---
Nov. 1	---	at San Jose State	at Syracuse
Nov. 8	Richmond	Hawaii	Georgia Tech
Nov. 15	at Elon	---	Wake Forest
Nov. 22	New Hampshire	New Mexico	---
Nov. 29	---	at Air Force	at North Carolina

Date	Clemson
Aug. 30	at Georgia
Sept. 5	South Carolina State
Sept. 13	---
Sept. 20	at Florida State
Sept. 27	North Carolina
Oct. 4	NC State
Oct. 11	Louisville
Oct. 18	at Boston College
Oct. 25	Syracuse
Nov. 1	---
Nov. 8	at Wake Forest (11/6)
Nov. 15	at Georgia Tech
Nov. 22	Georgia State
Nov. 29	South Carolina

Wake Forest
at ULM (8/28)
Gardner-Webb
at Utah State
Army
at Louisville
at Florida State

Syracuse
Boston College

Clemson (11/6)
at NC State
Virginia Tech
at Duke

Virginia Tech
William & Mary
at Ohio State
East Carolina
Georgia Tech
Western Michigan
at North Carolina

at Pittsburgh (11/16)
Miami (10/23)
Boston College

at Duke
at Wake Forest
Virginia

Louisville
Miami (9/1)
Murray State
at Virginia
at Florida Internat'l
Wake Forest
at Syracuse (10/3)
at Clemson
NC State

Florida State (10/30)
at Boston College

Notre Dame
Kentucky

Date	Florida State
Aug. 30	Oklahoma State
Sept. 6	The Citadel
Sept. 13	---
Sept. 20	Clemson
Sept. 27	at NC State
Oct. 4	Wake Forest
Oct. 11	at Syracuse
Oct. 18	Notre Dame
Oct. 25	---
Nov. 1	at Louisville (10/30)
Nov. 8	Virginia
Nov. 15	at Miami
Nov. 22	Boston College
Nov. 29	Florida

Syracuse
Villanova (8/29)

at Central Michigan
Maryland
Notre Dame
Louisville (10/3)
Florida State
at Wake Forest
at Clemson
NC State
Duke

at Pittsburgh
at Boston College

OPPONENT INFORMATION

MASSACHUSETTS

Saturday, Aug. 30

Gillette Stadium, Foxboro, Mass.

Series BC leads, 19-5-0
 First Played Oct. 26, 1899
 (BC 18, vs. Massachusetts 0)
 Last Played Sept. 24, 2011
 (BC 45, vs. Massachusetts 17)
 2013 Record 1-11
 2013 Bowl Game None
 2013 Final Rankings (AP/USA Today) NR/NR
 SID Football Contact John Sinnett
 SID Phone 413-545-1744
 SID Email jsinnett@admin.umass.edu
 Website www.umassathletics.com

PITTSBURGH

Friday, Sept. 5

Alumni Stadium, Chestnut Hill, Mass.

Series Pittsburgh leads, 13-16-0
 First Played Nov. 7, 1959
 (BC 14, vs. Pittsburgh 22)
 Last Played Oct. 16, 2004
 (at Pittsburgh 20, BC 17, OT)
 2013 Record 7-6
 2013 Bowl Game Little Caesars Pizza Bowl
 (Pittsburgh 30, Bowling Green 27)
 2013 Final Rankings (AP/USA Today) NR/NR
 SID Football Contact E.J. Borghetti
 SID Phone 412-648-8240
 SID Email eborghetti@athletics.pitt.edu
 Website www.pittsburghpanthers.com

SOUTHERN CALIFORNIA

Saturday, Sept. 13

Alumni Stadium, Chestnut Hill, Mass.

Series Southern California leads, 4-0-0
 First Played Sept. 19, 1987
 (at Southern California 23, BC 17)
 Last Played Sept. 14, 2013
 (at Southern California 35, BC 7)
 2013 Record 10-4
 2013 Bowl Game Las Vegas Bowl
 (Southern California 45, Fresno State 20)
 2013 Final Rankings (AP/USA Today) 19/19
 SID Football Contact Tim Tessalon
 SID Phone 213-740-8480
 SID Email tessalon@usc.edu
 Website www.uscstrojans.com

MAINE

Saturday, Sept. 20

Alumni Stadium, Chestnut Hill, Mass.

Series BC leads, 4-3-0
 First Played Sept. 20, 1913
 (at Maine 6, BC 0)
 Last Played Sept. 8, 2012
 (BC 34, vs. Maine 3)
 2013 Record 10-3
 2013 Bowl Game None
 2013 Final Rankings (AP/USA Today) NR/NR
 SID Football Contact Tyson McHatten
 SID Phone 207-581-3596
 SID Email tyson.mchatten@umit.maine.edu
 Website www.goblackbears.com

COLORADO STATE

Saturday, Sept. 27

Alumni Stadium, Chestnut Hill, Mass.

Series BC leads, 1-0-0
 First Played Dec. 31, 2003
 (BC 35, vs. Colorado State 21)
 Diamond Walnut San Francisco Bowl
 Last Played Dec. 31, 2003
 (BC 35, vs. Colorado State 21)
 Diamond Walnut San Francisco Bowl
 2013 Record 8-6
 2013 Bowl Game Gildan New Mexico Bowl
 (Colorado State 48, Washington State 45)
 2013 Final Rankings (AP/USA Today) NR/NR
 SID Football Contact Paul Kirk
 SID Phone 970-491-4672
 SID Email paul.kirk@colostate.edu
 Website www.csurams.com

NORTH CAROLINA STATE

Saturday, Oct. 11

Carter-Finley Stadium, Raleigh, N.C.

Series BC leads, 7-4-0
 First Played Nov. 7, 1936
 (BC 7, vs. North Carolina State 3)
 Last Played Nov. 16, 2013
 (BC 38, vs. North Carolina State 21)
 2013 Record 3-9
 2013 Bowl Game None
 2013 Final Rankings (AP/USA Today) NR/NR
 SID Football Contact Annabelle Myers
 SID Phone 919-515-2102
 SID Email annabelle_myers@ncsu.edu
 Website www.gopack.com

CLEMSON

Saturday, Oct. 18

Alumni Stadium, Chestnut Hill, Mass.

Series Clemson leads, 9-12-2
 First Played Jan. 1, 1940
 (Clemson 6, vs. BC 3)
 Last Played Oct. 12, 2013
 (at Clemson 24, BC 14)
 2013 Record 11-2
 2013 Bowl Game Discover Orange Bowl
 (Clemson 40, Ohio State 35)
 2013 Final Rankings (AP/USA Today) 8/7
 SID Football Contact Tim Bourret
 SID Phone 864-656-2114
 SID Email btimoth@clemson.edu
 Website www.clemson.com

WAKE FOREST

Saturday, Oct. 25

BBGT Field, Winston-Salem, N.C.

Series BC leads, 11-8-2
 First Played Nov. 8, 1941
 (BC 26, vs. Wake Forest 6)
 Last Played Sept. 6, 2013
 (BC 24, vs. Wake Forest 10)
 2013 Record 4-8
 2013 Bowl Game None
 2013 Final Rankings (AP/USA Today) NR/NR
 SID Football Contact Steve Shutt
 SID Phone (336) 758-5640
 SID Email shuttsj@wfu.edu
 Website www.wakeforestsports.com

VIRGINIA TECH

Saturday, Nov. 1

Lane Stadium, Blacksburg, Va.

Series Virginia Tech leads, 15-7-0
 First Played Nov. 6, 1993
 (BC 48, vs. Virginia Tech 34)
 Last Played Nov. 17, 2013
 (BC 34, vs. Virginia Tech 27)
 2013 Record 8-5
 2013 Bowl Game Hyundai Sun Bowl
 (UCLA 42, Virginia Tech 12)
 2013 Final Rankings (AP/USA Today) NR/NR
 SID Football Contact Dave Smith
 SID Phone 540-231-6726
 SID Email vtsid@vt.edu
 Website www.hokiesports.com

LOUISVILLE

Saturday, Nov. 8

Alumni Stadium, Chestnut Hill, Mass.

Series Tied, 3-3-0
 First Played Oct. 18, 1986
 (BC 41, vs. Louisville 7)
 Last Played Sept. 26, 1998
 (at Louisville 52, BC 28)
 2013 Record 12-1
 2013 Bowl Game Russell Athletic Bowl
 (Louisville 36, Miami 9)
 2013 Final Rankings (AP/USA Today) 10/8
 SID Football Contact Rocco Gasparro
 SID Phone rocco@GoCards.com
 SID Email 502-852-0112
 Website www.gocards.com

FLORIDA STATE

Saturday, Nov. 22

Doak Campbell Stadium, Tallahassee, Fla.

Series Florida State leads, 4-8-0
 First Played Sept. 28, 1957
 (BC 20, vs. Florida State 7)
 Last Played Sept. 28, 2013
 (at Florida State 48, BC 34)
 2013 Record 14-0
 2013 Bowl Game BCS National Championship
 (Florida State 34, Auburn 31)
 2013 Final Rankings (AP/USA Today) 15/15
 SID Football Contact Kerwin Lonzo
 SID Phone 850-644-1403
 SID Email klonzo@fsu.edu
 Website www.seminoles.com

SYRACUSE

Saturday, Nov. 29

Alumni Stadium, Chestnut Hill, Mass.

Series Syracuse leads, 18-29-0
 First Played Oct. 18, 1924
 (at Syracuse 10, BC 0)
 Last Played Nov. 30, 2013
 (at Syracuse 34, BC 31)
 2013 Record 7-6
 2013 Bowl Game AdvoCare V100 Texas Bowl
 (Syracuse 21, Minnesota 17)
 2013 Final Rankings (AP/USA Today) NR/NR
 SID Football Contact Sue Edson
 SID Phone (315) 443-2608
 SID Email sedson@syr.edu
 Website www.cuse.com

2014 ACC COMPOSITE SCHEDULE

2014 Football	Boston College	Clemson	Duke	Florida State	Georgia Tech	Louisville	Miami	North Carolina	NC State	Pitt	Syracuse	Virginia	Virginia Tech	Wake Forest
Aug. 30	at Wake Forest ESPN, 5:30 pm	at Georgia Tech ESPN, 5:30 pm	Elon ESPN, 9 pm	Oklahoma St. ESPN, 9 pm (Dallas, TX)	Wake Forest ESPN, 12:30 pm	(Sept. 1) ESPN, 8 pm	(Sept. 1) ESPN, 8 pm	Liberty ESPN, 9 pm	Ga. Southern ACC Network 12:30 pm	Dewey ESPN, Noon	(Aug. 29) ESPN, 1:30 pm	UCLA ESPN, Noon	William & Mary ESPN, 3:30 pm	(Aug. 28) ESPN, 7 pm
Sept. 6	(Sept. 5) Pitt ESPN, 7 pm	SC State ACC Network 12:30 pm	at Troy ESPN, 7 pm	The Citadel ESPN, 7:30 pm	at Tulane ESPN, 4 pm	Florida A&M ESPN, 7 pm	Florida A&M ESPN, 7 pm	San Diego St. ESPN, 8 pm	Old Dominion ESPN, 9 pm	(Sept. 5) at Boston Coll. ESPN, 7 pm	Open	Richmond ESPN, 3:30 pm	at Ohio State ESPN, 6:30 pm	Gardner-Webb ESPN, 8:30 pm
Sept. 13	So. California ABC, ESPN or ESPN, 8 pm	Open	Kansas ESPN, 3:30 pm	Open	Ga. Southern ESPN, Noon	at Virginia ESPN, 12:30 pm	Arkansas St. ESPN, 3:30 pm	Open	at USF ESPN, 3:30 pm	at FIU ESPN, Noon	at C. Michigan ESPN or News Noon	Louisville ACC Network 12:30 pm	East Carolina ABC, ESPN or ESPN, Noon	at Utah State ESPN, 7 pm
Sept. 20	Maine	at Florida State	Tulane	Clemson	at Virginia Tech	at FIU	at Nebraska ESPN, 5 pm	at East Carolina	Presbyterian	Iowa	Maryland	at BYU	Georgia Tech	Army
Sept. 27	Colorado State	North Carolina	at Miami	at NC State	Open	Wake Forest	Duke	at Clemson	Florida State	Akron	Notre Dame	Kent State	Western Michigan	at Louisville
Oct. 4	Open	NC State	Open	Wake Forest	Miami	(Oct. 3) at Syracuse ESPN, 7 pm	at Georgia Tech	Virginia Tech	at Clemson	at Virginia	(Oct. 3) Louisville ESPN, 7 pm	Pittsburgh	at North Carolina	at Florida State
Oct. 11	at NC State	Louisville	at Georgia Tech	at Syracuse	Duke	at Clemson	Cincinnati	at Notre Dame ESPN, NBC 3:30 pm.	Boston College	Open	Florida State	Open	Open	Open
Oct. 18	Clemson	at Boston College	Virginia	Notre Dame	at North Carolina	NC State	Open	Georgia Tech	at Louisville	(Oct. 16) ESPN, 7:30 pm	at Wake Forest	at Duke	(Oct. 16) at Pitt ESPN, 7:30 pm	Syracuse
Oct. 25	at Wake Forest	Syracuse	Open	Open	at Pitt	Open	Open	Georgia Tech	Open	Georgia Tech	Clemson	North Carolina	(Oct. 23) Miami ESPN, 7:30 pm	Boston College
Nov. 1	at Virginia Tech	Open	at Pitt	(Oct. 30) ESPN, 1:30 pm	Virginia	(Oct. 30) ESPN, 1:30 pm	North Carolina	at Miami	at Syracuse	Duke	NC State	at Georgia Tech	Boston College	Open
Nov. 8	Louisville	(Nov. 6) at Wake Forest ESPN, 7:30 pm	at Syracuse	Virginia	at NC State	at Boston College	Open	Open	Georgia Tech	Open	Duke	at Florida State	Open	(Nov. 6) ESPN, 7:30 pm
Nov. 15	Open	at Georgia Tech	Virginia Tech	at Miami	Clemson	Open	Florida State	Pittsburgh	Wake Forest	at North Carolina	Open	Open	at Duke	at NC State
Nov. 22	at Florida State	Georgia State	(Nov. 20) North Carolina ESPN, 7:30 pm	Boston College	Open	at Notre Dame, NBC 3:30 pm	at Virginia	(Nov. 20) at Duke ESPN, 7:30 pm	Open	Syracuse	at Pitt	Miami	at Wake Forest	Virginia Tech
Nov. 29	Syracuse	South Carolina	Wake Forest	Florida	at Georgia	Kentucky	Pitt	NC State	at North Carolina	at Miami	at Boston College	(Nov. 28) at Virginia Tech	(Nov. 28) Virginia	at Duke

Dec. 6--10th Annual Dr Pepper ACC Championship Football Game, ESPN (7:45 pm) or ABC (8 p.m.)

2014 POSTSEASON



MILITARY BOWL

Annapolis, Md.
Date, Time TBA
Network TBA



RUSSELL ATHLETIC BOWL

Orlando, Fla.
Date, Time TBA
Network TBA



MUSIC CITY BOWL

Nashville, Tenn.
Date, Time TBA
Network TBA



INDEPENDENCE BOWL

Shreveport, La.
Date, Time TBA
Network TBA



ST. PETERSBURG BOWL

St. Petersburg, Fla.
Fri., Dec. 26; 8 ET
ESPN



HYUNDAI SUN BOWL

El Paso, Texas
Sat., Dec. 27; 2 ET
CBS



NEW ERA PINSTRIPE BOWL

Bronx, N.Y.
Sat., Dec. 27; TBA
ESPN



DETROIT BOWL

Detroit, Mich.
Tues., Dec. 30; TBA
Network TBA



BELK BOWL

Charlotte, N.C.
Tues., Dec. 30; 6:45 ET;
ESPN



DISCOVER ORANGE BOWL

Miami Gardens, Fla.
Wed., Dec. 31; TBA
ESPN



CAPITAL ONE BOWL

Orlando, Fla.
Thurs., Jan. 1; 1 ET
ABC



TAXSLAYER BOWL

Jacksonville, Fla.
Fri., Jan. 2; TBA
ESPN

SEMIFINAL NO. 1 ROSE BOWL

Pasadena, Calif.
Thurs., Jan. 1, 2015
5 ET;
ESPN

SEMIFINAL NO. 2 SUGAR BOWL

New Orleans, La.
Thurs., Jan. 1, 2015
8 ET;
ESPN

CHAMPIONSHIP GAME

Arlington, Texas
Mon., Jan. 12, 2015
8:30 ET;
ESPN





BOSTON COLLEGE *2014 Media Guide*

THE EAGLES



RETURNING PLAYERS

45 MEHDI ABDESMAJ



DL | SR | 6-7 | 297

Montreal, Quebec
Cégep du Vieux-Montréal
Major: Finance

Abdesmaj's Career Highs

Tackles: 7, at Southern Cal, Sept. 14, 2013 (3-4)

Sacks: 1.0, at Southern Cal, Sept. 14, 2013 (1-0); Florida State, Sept. 28, 2013 (1-0)

Tackles for loss: 1.5, Wake Forest, Sept. 6, 2013 (1-0)

Fumbles forced: 1, Virginia Tech, Nov. 17, 2012

Fumbles recovered: 1, Maine, Sept. 8, 2012

Pass breakups: 1, Miami, Sept. 1, 2012

Abdesmaj's Career Statistics

Tackles	G	UA	A	Total	TFL	SAC	PD	FF	FR	Blkd
2011	8	2	1	3	0.0	0-0	0	0	0	0
2012	11	10	15	25	3.0-10	0-0	1	1	1	0
2013	4	9	8	17	3.5-14	2-10	0	0	0	0
Total	24	21	24	45	6.5-24	2-10	1	1	1	0

Abdesmaj's Career Game-by-Game Statistics

2013	UA	A	TAC	SAC	TFL	FF	FR	PBU	INT	Blkd
Villanova	2	0	2	0.0	0-0	0	0	0	0	0
Wake Forest	2	3	5	0.0	1.5-4	0	0	0	0	0
Southern Cal	3	4	7	1.0	1.0-8	0	0	0	0	0
Florida State	2	1	3	1.0	1.0-2	0	0	0	0	0

2012	UA	A	TAC	SAC	TFL	FF	FR	PBU	INT	Blkd
Miami	0	1	1	0.0	0-0	0	0	1	0	0
Maine	1	1	2	0.0	0-0	0	1	0	0	0
Northwestern	1	1	2	0.0	0-0	0	0	0	0	0
Clemson	1	0	1	0.0	0-0	0	0	0	0	0
Army	1	5	6	0.0	0-0	0	0	0	0	0
Florida State	0	0	0	0.0	0-0	0	0	0	0	0
Maryland	1	0	1	0.0	1.0-4	0	0	0	0	0
Wake Forest	0	3	3	0.0	0-0	0	0	0	0	0
Notre Dame	3	1	4	0.0	0-0	0	0	0	0	0
Virginia Tech	1	2	3	0.0	1.0-3	1	0	0	0	0
NC State	1	1	2	0.0	1.0-3	0	0	0	0	0

2011	UA	A	TAC	SAC	TFL	FF	FR	PBU	INT	Blkd
Northwestern	1	1	2	0.0	0-0	0	0	0	0	0
Central Fla.	0	0	0	0.0	0-0	0	0	0	0	0
Duke	0	0	0	0.0	0-0	0	0	0	0	0
UMass	0	0	0	0.0	0-0	0	0	0	0	0
Wake Forest	0	0	0	0.0	0-0	0	0	0	0	0
Clemson	0	0	0	0.0	0-0	0	0	0	0	0
Virginia Tech	0	0	0	0.0	0-0	0	0	0	0	0
Maryland	0	1	1	0.0	0-0	0	0	0	0	0
Florida State	0	0	0	0.0	0-0	0	0	0	0	0

2013: Started the first four games of the season at left tackle; missed the final nine games of the season because of left knee injury suffered against Florida State (Sept. 28) ... registered 17 tackles, including nine solo tackles and 3.5 tackles for loss ... registered two sacks ... notched a season-high seven tackles, including one sack for a loss of eight yards, at Southern California (Sept. 14) ... tallied three tackles, including one sack for a loss of two yards, against the Seminoles before sustaining the injury.

2012: Played in 11 games; made eight starts ... played on 635 snaps between defense and special teams; saw time on 60 or more plays in each of five games ... made 25 tackles, 10 solo, on the year ... compiled a career-high six tackles while contesting a season-high 91 plays at Army (Oct. 6) ... recorded three tackles (one for loss) and first-career forced fumble against Virginia Tech (Nov. 17) ... totaled two tackles and first-career fumble recovery against Maine (Sept. 8) ... broke up a pass against Miami (Sept. 1) ... registered a tackle for loss against Maryland (Oct. 27) and at NC State (Nov. 24).

2011: Played in eight games; missed the final three games of season ... participated in 76 plays ... listed second on the depth chart as defensive end in first two games, before moving to top of list against Duke (Sept. 17) ... recorded one solo tackle at Maryland (Oct. 29) ... registered two tackles against Northwestern (Sept. 3), the first game of his collegiate career.

HIGH SCHOOL: Earned 2010 Collégial AAA (league) Defensive MVP honors as a defensive end at Cégep du Vieux-Montréal; also gained league all-star accolades ... registered 58 tackles - 45 solos and 13 assisted - in 2010; also totaled 18 tackles for loss, including a league-record 15 sacks ... led the Spartiates to the 2009 provincial championship and the 2010 championship game ... played for head coach Cherif Nicolas ... played in USA Football's 2010 Team USA vs. The World Game in Fort Lauderdale, Fla. ... helped Canada to a silver medal at the 2009 IFAF Junior World Cup in Canton, Ohio, earning all-star accolades.

PERSONAL: Mehdi Abdesmaj; born Sept. 28, 1991 ... enrolled as a finance major in the Carroll School of Management ... is the recipient of the The Robert S. Boova '73 Family Scholarship Fund ... Mehdi and his two older sisters are the children of Sihame and the late Montacer Abdesmaj.

81 LOUIE ADDAZIO



TE | SR | 6-3 | 256

Gainesville, Fla.
Buchholz/Syracuse University
Major: Communications

Addazio's Career Statistics

Receiving	G	Rec	Yds	TD	Lg
2013	11	0	0	0	0
Total	11	0	0	0	0

2013: Saw action in 11 games at tight end ... member of a tight end corps that helped produce a rushing attack that averaged 212.5 yards per game, a mark good for second in the Atlantic Coast Conference and 20th among all teams in college football in 2013.

BEFORE BC: Enrolled at Syracuse University in January 2011, and redshirted that season ... missed the 2012 season because of injury ... earned Athletics Director's honor roll recognition in the fall of 2012 ... transferred to Boston College for the spring (2013) semester ... earned *Gainesville Sun* All-Area honorable mention honors as a junior tight end and defensive end at Buchholz High School in 2009 ... played in two games during his injury-shortened senior season in 2010 ... played for Bobcats head coach Jay Goodwin.

PERSONAL: Louis Thomas Addazio ... enrolled as a communications major in the College of Arts and Sciences ... is the recipient of The Fee Family Athletics Scholarship Fund ... Louie and his older sisters, Nicole and Jessica, are the children of Kathleen and Steve Addazio; his father is the head football coach at BC.

21 MANUEL ASPRILLA



DB | SR | 5-11 | 183

Everett, Mass.
Everett
Major: Communications

Asprilla's Career Highs

All-purpose yards: 49, Virginia Tech, Nov. 2, 2013
Punt returns: 1, at Maryland, Nov. 23, 2013
Punt return yards: 11, at Maryland, Nov. 23, 2013 (1 returns)
Interceptions: 1, 4 times
Long interception return: 49, Virginia Tech, Nov. 2, 2013
Tackles: 11, at New Mexico State, Nov. 9, 2013 (8-3)
Sacks: 1.0, Florida State, Nov. 3, 2011 (1-0)
Tackles for loss: 2.0, Villanova, Aug. 31, 2013 (2-0)
Fumbles forced: 1, vs Arizona, Dec. 31, 2013; at Wake Forest, Nov. 3, 2012

21 MANUEL ASPRILLA

Continued...

Pass breakups: 2, at New Mexico State, Nov. 9, 2013; Virginia Tech, Nov. 17, 2012; Army, Oct. 5, 2013

Blocked kicks: 1, at Maryland, Nov. 23, 2013

Asprilla's Career Statistics

Tackles	G	UA	A	Total	TFL	SAC	PD	FF	FR	INT	Blkd
2011	9	12	18	30	1.5-8	1.0-7	3	0	0	0-0	0
2012	12	27	15	42	2.5-6	0-0	7	1	0	2-35	0
2013	13	55	13	68	7.0-13	0-0	8	1	0	2-49	1
Total	34	94	46	140	11.0-27	1.0-7	18	2	0	4-84	1

Asprilla's Career Game-by-Game Statistics

2013	UA	A	TAC	SAC	TFL	FF	FR	PBU	INT	Blkd
Villanova	3	1	4	0.0	2-2	0	0	0	1-0	0
Wake Forest	3	1	4	0.0	0-0	0	0	0	0	0
Southern Cal	3	1	4	0.0	1-1	0	0	0	0	0
Florida State	3	0	3	0.0	1-3	0	0	0	0	0
Army	5	2	7	0.0	1-2	0	0	0	0	0
Clemson	5	2	7	0.0	1-4	0	0	2	0	0
North Carolina	5	0	5	0.0	1-1	0	0	1	0	0
Virginia Tech	7	0	7	0.0	0-0	0	0	0	1-49	0
New Mexico St.	8	3	11	0.0	0-0	0	0	2	0	0
NC State	1	0	1	0.0	0-0	0	0	0	0	0
Maryland	3	1	4	0.0	0-0	0	0	1	0	1
Syracuse	4	1	5	0.0	0-0	0	0	0	0	0
Arizona	5	1	6	0.0	0-0	1	0	0	0	0

2012	UA	A	TAC	SAC	TFL	FF	FR	PBU	Blkd	INT
Miami	2	2	4	0.0	0.0	0	0	0	1	0
Maine	1	0	1	0.0	0.0	0	0	0	0	1-28
Northwestern	1	5	6	0.0	0.0	0	0	1	0	0
Clemson	4	2	6	0.0	0.0	0	0	0	0	0
Army	1	0	1	0.0	0.0	0	0	0	0	0
Florida State	5	2	7	0.0	0.0	0	0	1	0	1-7
Georgia Tech	3	0	3	0.0	1.0-2	0	0	0	0	0
Maryland	0	0	0	0.0	0.0	0	0	0	0	0
Wake Forest	4	2	6	0.0	0.0	1	0	0	0	0
Notre Dame	2	0	2	0.0	0.0	0	0	0	0	0
Virginia Tech	1	1	2	0.0	1.0-2	0	0	2	0	0
NC State	3	1	4	0.0	0.5-2	0	0	0	0	0

2011	UA	A	TAC	SAC	TFL	FF	FR	PBU	Blkd	INT
UMass	0	0	0	0.0-0	0.0-0	0	0	0	0	0
Wake Forest	0	0	0	0.0-0	0.0-0	0	0	0	0	0
Clemson	0	0	0	0.0-0	0.0-0	0	0	0	0	0
Virginia Tech	3	5	8	0.0-0	0.0-0	0	0	1	0	0
Maryland	0	2	2	0.0-0	1.0-1	0	0	1	0	0
Florida State	3	0	3	1.0-7	1.0-7	0	0	0	0	0
NC State	2	2	4	0.0-0	0.0-0	0	0	1	0	0
Notre Dame	1	9	10	0.0-0	0.0-0	0	0	0	0	0
Miami	3	0	3	0.0-0	0.0-0	0	0	0	0	0

RETURNING PLAYERS

2013: Played in all 13 games ... registered 12 starts at left cornerback ... notched four tackles (three solo) and had a career-high two tackles for loss and an interception against Villanova (Aug. 31) ... recorded three solo tackles and assisted on one against Wake Forest (Sept. 6) ... had four tackles (three solo) and a tackle for loss at Southern Cal (Sept. 14) ... posted three solo tackles and a tackle for loss against Florida State (Sept. 28) ... tallied seven tackles (five solo), had one tackle for loss and broke up two passes against Army (Oct. 5) ... registered five solo take-downs and assisted on two, notched one tackle for loss and broke up a pass at Clemson (Oct. 12) ... had five solo tackles and one tackle for loss at North Carolina (Oct. 26) ... charted seven solo tackles and an interception against Virginia Tech (Nov. 2) ... tallied 11 tackles (8 solo) and tied his career-high two pass breakups at New Mexico State (Nov. 9) ... posted one solo tackle against NC State (Nov. 16) ... notched four tackles (three solo), broke up one pass and recorded first career blocked kick at Maryland (Nov. 23) ... totaled five tackles (four solo) at Syracuse (Nov. 30).

2012: Played in and started all 12 games at cornerback ... competed in 1,008 plays; one of only three BC players to play in 1,000 or more snaps on the year ... contested 90 or more plays in each of six games ... tied for second on the team with two interceptions ... recorded 42 tackles (27 solo) and five pass breakups on the season ... compiled a season-high seven tackles, an interception, and a pass breakup at Florida State (Oct. 13) ... made first-career interception and returned it 28 yards against Maine (Sept. 8) ... totaled six tackles in each of three games – at Northwestern (Sept. 15), Clemson (Sept. 29) and at Wake Forest (Nov. 3) ... also forced a fumble at Wake Forest ... tallied two tackles (one for loss) and two pass breakups vs. Virginia Tech (Nov. 17) ... made four tackles and broke up a pass against Miami (Sept. 1).

2011: Played in nine straight games; started the last four games of the season – Florida State (Nov. 3), at NC State (Nov. 12), at Notre Dame (Nov. 19) and at Miami (Nov. 25) ... listed as first or second on depth chart in each of nine games on the season ... competed in 436 plays on defensive and special teams units; played 70 or more snaps on three occasions with a season-high 93 at Notre Dame ... registered 30 tackles on the year ... broke up three passes ... posted a career-high 10 tackles – second most for BC – at Notre Dame ... registered four tackles and broke up a pass vs. NC State ... first career sack came against Florida State and resulted in a loss of seven yards ... recorded one tackle for loss and batted down a pass at Maryland (Oct. 29) ... totaled eight stops and deflected a pass at Virginia Tech (Oct. 22).

HIGH SCHOOL: Selected to the 2010 Massachusetts High School Coaches Association Super 26 All-State Team as a senior defensive back at Everett High School ... also earned All-Scholastic honors from the *Boston Globe* and *Boston Her-*

ald ... made 82 tackles and five interceptions as a senior ... also played wide receiver for the Crimson Tide, catching 40 passes for 1,066 yards and 14 touchdowns ... helped lead an undefeated Everett squad to the 2010 Greater Boston League title and the Division 1 Super Bowl crown; had 162 total yards in the Super Bowl win over St. John's Prep ... completed his career with 2,787 all-purpose yards ... played for head coach John DiBiasi ... played in the Shriners All-Star Classic in Gillette Stadium in June 2011 ... also played basketball for the Crimson Tide.

PERSONAL: Manuel Higinio Asprilla, born April 4, 1993 ... enrolled as a communications major in the College of Arts and Sciences ... is the recipient of The Reverend Maurice V. Dullea, S.J. '17 Scholarship Fund ... Manuel is the son of Norma Asprilla; has one brother and two sisters.

90 DREW BARKSDALE



WR | SO | 5-11 | 195

Solon, Ohio
Solon
Major: Undeclared

Barksdale's Career Statistics

Receiving	G	Rec	Yds	TD	Lg	Rec/G	Avg/C	Avg/G
2013	1	0	0	0	0	0	0	0
Total	1	0	0	0	0	0	0	0

2013: Saw action in one game as a true freshman ... made his collegiate debut at wide receiver at Southern California (Sept. 14) in week three.

HIGH SCHOOL: Earned Northeast Ohio Conference honorable mention accolades as a senior captain in 2012 ... registered 35 receptions for 564 yards and seven touchdowns during his schoolboy career ... rushed for 480 yards and five touchdowns, and completed 27 passes for 386 yards and seven touchdowns ... captured consecutive conference championships in 2010 and 2011 ... three-time Northeast Ohio Conference Scholar Athlete Award honoree ... played for head coach Jim McQuaide ... was also offered a lacrosse scholarship to Michigan.

PERSONAL: Andrew Barksdale ... enrolled in the Carroll School of Management ... is the recipient of The Gridiron Club Football Scholarship.

67 SETH BETANCOURT



OL | GR | 6-6 | 300

Riverside, N.J.
St. Joseph's Prep (Pa.)
B.A. – Human Development '14

2013: Saw action in 10 games ... served as back-up left tackle behind starter Matt Patchan.

2012: Played in six games ... started at right guard in three games – Notre Dame (Nov. 10), Virginia Tech (Nov. 17), and at NC State (Nov. 24) ... competed in 289 plays on offense; contested at least 69 snaps in each of his three starts ... played in a career-high 80 snaps vs. Virginia Tech ... helped BC rush for 167 yards as a team against Virginia Tech and for 199 yards (6.9 yards per carry) as a team at NC State ... pass blocked for Chase Rettig to throw for 369 yards at Wake Forest (Nov. 3) and 252 yards against Notre Dame.

2011: Played in six games ... listed as second right tackle on depth chart for all 12 games ... competed in 52 plays; a season-high 22 snaps came on the road against Miami (Nov. 25) ... helped BC achieve 100-yard rushing performances against Massachusetts (Sept. 24), at Clemson (Oct. 8) and at Miami (Nov. 25) ... the Eagles passed for more than 175 yards in three games he appeared in – Massachusetts, at Notre Dame (Nov. 19) and Miami (Nov. 25) ... recorded first appearance of career came at Central Florida (Sept. 10).

2010: Redshirted.

HIGH SCHOOL: Earned All-State Class AAAA second-team honors from the Pennsylvania Sports Writers ... also gained All-Catholic Class AAAA first-team and All-City first-team accolades as a senior offensive tackle at St. Joseph's Prep ... served as 2009 team captain ... played for head coach Gil Brooks ... was named to the Catholic All-Decade Team by the *Philadelphia Daily News* ... was selected to the Pennsylvania team for the 2010 Big 33 Game (June 19 at Hersheypark Stadium).

PERSONAL: Seth Gregory Betancourt, born April 1, 1992 ... received a bachelor's degree from the Lynch School of Education in May 2014 ... is the recipient of The Knight Family Scholarship ... Seth is the son of Colleen and David Snyder.

8 JOSH BORDNER



WR | GR | 6-4 | 230

Sykesville, Md.
Century
B.A. – Human Development '13

Bordner's Career Highs

Points scored: 6, NC State, Nov. 12, 2011; at Notre Dame, Nov. 19, 2011

Touchdowns: 1, NC State, Nov. 12, 2011; at Notre Dame, Nov. 19, 2011

Rush attempts: 7, Florida State, Nov. 3, 2011

Rush yards: 45, Florida State, Nov. 3, 2011 (7 carries)

Rush TDs: 1, NC State, Nov. 12, 2011; at Notre Dame, Nov. 19, 2011

Long rush: 25, Florida State, Nov. 3, 2011

Pass attempts: 2, 4 times

Pass completions: 1, 4 times

Pass yards: 37, Florida State, Nov. 3, 2011

Had intercepted: 1, Florida State, Nov. 3, 2011

Long pass: 37, Florida State, Nov. 3, 2011

Total offense attempts: 9, Florida State, Nov. 3, 2011 (7 rush, 2 pass)

Total offense yards: 82, Florida State, Nov. 3, 2011 (45 rush, 37 pass)

All-purpose yards: 45, Florida State, Nov. 3, 2011

Bordner's Career Statistics

	G	A-C	Int	Yds	TD	Lg	Pct	Effic	TC	YDS	TD	LG
2011	5	2-1	1	37	0	37	50.0	105.4	19	73-3.8	2	25
2012	2	2-1	0	7	0	7	50.0	79.4	4	23-5.8	0	10
2013	2	4-2	0	17	0	15	50.0	85.7	1	4-4.0	0	4
Total	9	8-4	1	61	0	37	50.0	89.0	24	100-4.2	2	25

Bordner's Career Game-by-Game Statistics

2013	PA	PC	PI	PCT	YDS	TD	LG	TC	YDS	AVG	TD	LG
North Carolina	2	1	0	.500	2	0	2	0	0	0	0	0
Arizona	2	1	0	.500	15	0	15	1	4	4.0	0	4

2012	PA	PC	PI	PCT	YDS	TD	LG	TC	YDS	AVG	TD	LG
Maine	0	0	0	---	0	0	0	3	20	6.7	0	10
Florida State	2	1	0	.500	7	0	7	1	3	3.0	0	3

2011	PA	PC	PI	PCT	YDS	TD	LG	TC	YDS	AVG	TD	LG
Maryland	0	0	0	---	0	0	0	0	0	0.0	0	0
Florida State	2	1	1	.500	37	0	37	7	45	6.4	0	25
NC State	0	0	0	---	0	0	0	6	21	3.5	1	8
Notre Dame	0	0	0	---	0	0	0	4	7	1.8	1	4
Miami	0	0	0	---	0	0	0	2	0	0.0	0	1

NOTES: Switched positions – from quarterback to wide receiver – in spring (2014) practice.

RETURNING PLAYERS

2013: Served as back-up quarterback ... saw action in two games ... made his season debut in the team's 34-10 loss at North Carolina (Oct. 26) ... also saw action against Arizona in the AdvoCare v100 Independence Bowl in Shreveport, La.

2012: Served as the team's primary back-up quarterback throughout the season ... played in two games - Maine (Sept. 8) and at Florida State (Oct. 13) ... ran the offense for 12 plays against Maine and for 11 plays at Florida State ... carried the ball three times for 20 yards vs. Maine ... went 1-for-2 through the air for seven yards and rushed once for three yards at Florida State ... earned the Athletics Director's Award for Academic Achievement.

2011: Played in five games; all consecutively to close out the season - at Maryland (Oct. 29), Florida State (Nov. 3), NC State (Nov. 12), at Notre Dame (Nov. 19) and at Miami (Nov. 25) ... registered four carries for seven yards and a touchdown at Notre Dame ... carried the ball six times for 21 yards and scored first career rushing touchdown against NC State ... carried the ball seven times for 45 yards and went 1-for-2 in the air for 37 yards vs. Florida State; first career snap resulted in a 25-yard rush ... first appeared on the depth chart against Maryland (Oct. 29).

HIGH SCHOOL: Was a Consensus All-State selection as a senior quarterback at Century High School; had previously gained Small School All-State honors; was also a standout linebacker for the Knights ... also captured All-County and All-MVAL Chesapeake Conference accolades; gained Chesapeake Conference Offensive (QB) and Defensive (LB) Player of the Year honors in 2009 ... threw for 2,082 yards and 18 touchdowns in his senior season; also ran for 10 scores ... passed for 2,217 yards and 18 touchdowns in 2008, his first season as a quarterback; Century enjoyed a perfect regular season and advanced to the 2A state semifinals ... registered 56 tackles, seven sacks, one interception and one blocked punt as a senior linebacker ... played for head coaches Tony Shermeyer (2008) and Jim Holzman (2009) ... played in the 2009 Crab Bowl (DC vs. Baltimore) at Towson's Johnny Unitas Stadium.

PERSONAL: Joshua Taylor Bordner, born June 11, 1992 ... earned a bachelor's degree in human development in May 2013 ... is pursuing a master's degree in business administration from the Carroll Graduate School of Management ... is the recipient of The John J. Connor '44 Continuing Education Fund ... Josh is the middle of Mary and Scott Bordner's three children; has two sisters.

74 DAVE BOWEN



OL | SR | 6-7 | 291

Villanova, Pa.
Radnor
Major: Communications

2013: Saw action in two games ... served as back-up left tackle behind starter Matt Patchan.

2012: Appeared in all 12 games ... competed in 106 plays on the year primarily as a blocking tight end and on special teams ... played in a season-high 16 snaps including 13 on offense at Northwestern (Sept. 15) ... registered one assisted tackle at NC State (Nov. 24).

2011: Redshirted.

HIGH SCHOOL: Earned PFN/Coaches All-State Class AAA first-team honors as a senior offensive lineman at Radnor High School; served as team captain ... also earned All-Southeastern Pennsylvania and All-Delco first-team accolades in 2010 ... added All-Main Line first-team honors and All-Central League second-team honors ... played for Raiders head coach Tom Ryan ... played in the Big 33 Football Classic in Hershey Park Stadium on June 18, 2011.

PERSONAL: David Douglas Bowen, born April 2, 1993 ... enrolled as a communications major in the College of Arts and Sciences ... is the recipient of The Joan P. and William J. Cunningham Jr. '57 Scholarship ... Dave and his younger brother, Andrew, are the sons of Marnie and Steve Bowen.

46 SEAN BURKE



LB | JR | 5-11 | 234

Lansdale, Pa.
LaSalle College
Major: Finance

2013: Saw action in two games on special teams ... made his collegiate debut at North Carolina (Oct. 26) ... also saw action the following week in a 34-27 win over Virginia Tech (Nov. 2).

2012: Did not see any game action ... earned Athletics Director's Award for Academic Achievement recognition.

HIGH SCHOOL: Earned *The Times Herald* Defensive Player of the Year honors and Pennsylvania Sports Writers' All-State Class AAAA first-team honors as a senior linebacker at LaSalle College High School in 2011 ... helped lead the Explorers to a 12-2 record as team captain during his senior

campaign ... earned All-Philadelphia Catholic League honors as a junior and senior linebacker ... captured three straight league and District 12 City Championships from 2009-11; team went 13-2 in 2010, won the Eastern Prep School Championship and advanced to the state final ... was a member of the 2009 team that went 14-1 and captured the Pennsylvania State Championship, the first in league history ... played for head coach Drew Gordon ... also threw javelin for the school's track and field team.

PERSONAL: Sean Frederick Burke, born Oct. 22, 1993 ... enrolled as a finance major in the Carroll School of Management ... Sean and his older siblings, Christine and Kevin, are the children of Phyllis and Bill Burke; both parents are Boston College graduates.

83 CHARLIE CALLINAN



WR | R-FR | 6-4 | 220

Westfield, N.J.
St. Peter's Prep
Major: Finance

2013: Did not see any game action.

HIGH SCHOOL: Earned MSG Varsity All-New Jersey Second-Team honors as a senior captain ... named to the All-Hudson County First-Team as a junior and senior ... played in the 2012 Chesapeake Bowl all-star game ... helped the Marauders win four consecutive county championships ... caught 33 passes for 565 yards and nine touchdowns as a senior ... played for head coach Richie Hansen.

PERSONAL: John Callinan ... enrolled as a finance major in the Carroll School of Management ... is the recipient of The Quick Family Scholarship Fund ... Charlie, his younger sisters, Ellie and Audrey, and younger brother, Stuart, are the children of Christy and John Callinan.

61 A.J. CARUSO



LB | JR | 6-1 | 220

West Allenhurst, N.J.
Ocean Township
Major: Operations Management

2013: Did not see any game action.

2012: Did not see any game action ... earned the Athletics Director's Award for Academic Achievement.

HIGH SCHOOL: Earned the George Conte Award for leadership as a senior tight end at Ocean Township High School ... led the Spartans in reception completion percentage and receiving yards during his senior year ... captured the FCA/Sam Mills Football Leadership Award ... was also a varsity letterman in basketball and baseball ... led the basketball team in rebounding as a senior and ranked among the Shore Conference leaders in rebounding in 2012 ... captured the "Nails and Glue" varsity basketball award ... earned the Varsity Baseball Award as his school's top senior player ... also won his school's Scholar Athlete of the Year Award in 2012 ... a model student who served as the class president in each of his four years of high school ... a member of the National Honor Society who was an AP Scholar with Honor ... won the United States Army Reserve National Scholar-Athlete award ... won the National Association of Secondary Schools Principal's Leadership Award ... was also an All-Shore Conference All-Academic selection.

PERSONAL: Anthony J. Caruso, born Dec. 18, 1993 ... enrolled as an operations management major in the Carroll School of Management Honors Program ... A.J. and his older sister, Danielle, a former swimmer at Lehigh University, are the children of Marisa and Anthony Caruso.

72 JIM CASHMAN



OL | JR | 6-7 | 301

Haddonfield, N.J.
Haddonfield Memorial
Major: Finance

2013: Served as the team's No. 2 right tackle.

HIGH SCHOOL: Named the 2011 New Jersey Football Player of the Year by the Maxwell Football Club - New Jersey High School Football Committee ... 2011 Maxwell Football Club Mini-Max Award recipient ... Max Preps Second-Team All-American ... hailed as the 2011 Touchdown Club of Southern N.J. Lineman of the Year ... earned All-South Jersey first-team honors in 2011; also garnered All-Group 2 (2010-11) and

RETURNING PLAYERS

All-Colonial Conference (2010-11) recognition ... earned All-State honors from the *Newark Star-Ledger* ... honored as an all-star by the *Courier-Post* ... twice named to the New Jersey Top 100 ... paved the way for a running game that amassed just less than 2,500 yards in 2011 ... captained the Dawgs team that went 11-1 and won the Colonial Conference en route to an appearance in the South Jersey Group 2 title game in 2011 ... helped lead the Bulldogs to the South Jersey Group 2 title during an 11-1 season in 2010 ... played for head coach Frank DeLano ... named the Scholar-Athlete of the Year by Brooks Irvine and the Haddonfield Memorial High School.

PERSONAL: James Patrick Cashman, born Aug. 20, 1993 ... enrolled as a finance major in the Carroll School of Management ... is the recipient of The Petrillo Family Scholarship ... Jim and his younger sister, Jessie, are the children of Donna and Jim Cashman.

18 DAN CRIMMINS



WR | JR | 6-5 | 237

Closter, N.J.

Demarest

Major: Communications

Crimmins' Career Highs

Receptions: 2, at Maryland, Nov. 23, 2013

Receiving yards: 15, at Maryland, Nov. 23, 2013

(2 receptions); Villanova, Aug. 31, 2013 (1 reception)

Long reception: 15, Villanova, Aug. 31, 2013

All-purpose yards: 15, at Maryland, Nov. 23, 2013; Villanova, Aug. 31, 2013

Kick returns: 1, NC State, Nov. 16, 2013

Tackles: 1, Notre Dame, Nov. 10, 2012 (1-0); at Georgia Tech, Oct. 20, 2012 (0-1)

Crimmins' Career Statistics

Receiving	G	Rec	Yds	TD	Lg	Rec/G	Avg/C	Avg/G
2012	9	0	0	0	0	0.0	0.0	0.0
2013	11	10	61	0	15	0.9	6.1	5.5
Total	20	10	61	0	15	0.5	6.1	3.0

57 JACK COTTRELL



DL | R-FR | 6-4 | 235

Eden Prairie, Minn.

Eden Prairie

Major: Undeclared

2013: Did not see any game action.

HIGH SCHOOL: Earned Minnesota AP All-State honors as a senior captain ... named an All-Lake Conference performer in 2011 and 2012 ... led the Eagles in tackles as a junior and senior ... compiled 113 tackles (13 for a loss), seven sacks and three interceptions in his final campaign ... led team to consecutive Class 6A state championships in 2011 and 2012 ... played for head coach Mike Grant ... also captained the basketball team at Eden Prairie and was an all-conference performer.

PERSONAL: Jack Cottrell ... enrolled in the Carroll School of Management ... is the recipient of The Joan S. and Thomas J. Gible '50 Athletics Scholarship Fund ... Jack and his younger sister, Allison, are the children of Nancy and Ray Cottrell.

2013: Saw action in 11 games ... registered 10 receptions for 61 yards ... caught one pass for 15 yards against Villanova (Aug. 31) ... matched that output on two passes at Maryland (Nov. 23) ... caught at least one pass in nine of the 11 games he played in.

2012: Appeared in 11 games ... saw action on 84 plays on offense and special teams ... played in at least 10 snaps in three games - Miami (Sept. 1), at Florida State (Oct. 13), and Virginia Tech (Nov. 17) ... recorded an assisted tackle at Georgia Tech (Oct. 20) and a solo tackle against Notre Dame (Nov. 10).

HIGH SCHOOL: Earned First-Team All-State honors from the *Newark Star-Ledger* ... hauled in 55 receptions for 1,249 yards and 18 touchdowns in 2011 ... led the state in receiving touchdowns and ranked second in New Jersey for receiving yardage as a senior ... caught 133 passes for 2,630 yards and 25 touchdowns on his career ... named the *Bergen County Record* Male Athlete of the Week after catching 10 balls for 278 yards and five touchdowns in a 41-13 win over Northern Highlands on Oct. 6, during his senior season ... also had three interceptions, returning one for a touchdown, in 2011 as a defensive back ... helped lead the Norsemen to a 7-3 record in 2011, the team's first winning season since 2004 ... played for head coach Tony Mottola ... also earned first-team All-Big North and All-Bergen honors in basketball for Demarest.

PERSONAL: Daniel Crimmins, born June 9, 1994 ... enrolled as a communications major in the College of Arts and Sciences ... is the recipient of The Brad and Tracy Curley Scholarship Fund ... Dan is the son of Julie and James Crimmins; has two older brothers, Matt and Ryan.

52 STEVEN DANIELS



LB | JR | 6-0 | 257

Cincinnati, Ohio
St. Xavier/
Worcester Academy
Major: Communications

Daniels' Career Highs

All-purpose yards: 8, at New Mexico State, Nov. 9, 2013

Interceptions: 1, at New Mexico State, Nov. 9, 2013

Long interception return: 8, at New Mexico State, Nov. 9, 2013

Tackles: 11, Army, Oct. 5, 2013 (9-2)

Sacks: 2.0, Army, Oct. 5, 2013 (2-0)

Tackles for loss: 3.0, Army, Oct. 5, 2013 (3-0)

Fumbles forced: 1, Florida State, Sept. 28, 2013

Fumbles recovered: 1, at Maryland, Nov. 23, 2013

Pass breakups: 1, at New Mexico State, Nov. 9, 2013; Florida State, Sept. 28, 2013

Daniels' Career Statistics

Tackles	G	UA	A	Total	TFL	SAC	PD	FF	FR	PBU	INT	Blkd
2012	10	16	9	25	0.5-2	0.0	0	0	0	0	0	0
2013	13	54	34	88	6.5	12	3	1	1	1	0	0
Total	22	70	43	113	7.0	14	3	1	1	1	0	0

Daniels' Career Game-by-Game Statistics

2013	UA	A	TAC	SAC	TFL	FF	FR	PBU	INT	Blkd
Villanova	4	0	4	0.0	1.0-2	0	0	0	0	0
Wake Forest	4	6	10	0.0	0-0	0	0	0	0	0
Southern Cal	2	3	5	0.0	0-0	0	0	0	0	0
Florida State	2	3	5	0.0	0.5-1	1	0	1	0	0
Army	9	2	11	2.0	3.0-6	0	0	0	0	0
Clemson	8	1	9	0.0	0-0	0	0	0	0	0
North Carolina	5	4	9	0.0	0-0	0	0	0	0	0
Virginia Tech	2	1	3	0.0	0-1	0	0	0	0	0
New Mexico St.	3	5	8	0.5	0-0	0	0	1	1-8	0
NC State	3	2	5	0.0	0-0	0	0	0	0	0
Maryland	2	4	6	1.0	1.0-2	0	1	0	0	0
Syracuse	8	2	10	0.0	0-0	0	0	0	0	0
Arizona	2	1	3	0.0	0-0	0	0	0	0	0

2012	UA	A	TAC	SAC	TFL	FF	FRPBU	INT	QBH	Blkd
Maine	2	1	3	0.0	0.0	0	0	0	0	0
Northwestern	0	0	0	0.0	0.0	0	0	0	0	0
Clemson	0	0	0	0.0	0.0	0	0	0	0	0
Florida State	0	0	0	0.0	0.0	0	0	0	0	0
Georgia Tech	3	2	5	0.0	0.0	0	0	0	0	0
Maryland	1	0	1	0.0	0.0	0	0	0	0	0

52 STEVEN DANIELS

Continued ...

2012	UA	A	TAC	SAC	TFL	FF	FRPBU	INT	QBH	Blkd
Wake Forest	5	2	7	0.0	0.0	0	0	0	0	0
Notre Dame	5	3	8	0.0	0.5-2	0	0	0	0	0
Virginia Tech	0	1	1	0.0	0.0	0	0	0	0	0
NC State	0	0	0	0.0	0.0	0	0	0	0	0

2013: Started all 13 games at linebacker ... finished the season ranked third on the team with 88 tackles, including 54 solo tackles ... recorded 6.5 tackles for a loss of 12 yards, including 3.0 sacks ... tallied one interception – the first of his collegiate career (at New Mexico State) – and two pass break-ups ... tallied at least 10 tackles in each of three games – Wake Forest (Sept. 6), Army (Oct. 5) and Syracuse (Nov. 30) ... he notched four solo takedowns and had one tackle for loss against Villanova (Aug. 31) ... had four solo tackles and assisted on six against Wake Forest (Sept. 6) ... recorded five tackles, a forced fumble and broke up a pass against Florida State (Sept. 28) ... registered career-highs with 11 tackles (nine solo), three tackles for loss and two sacks against Army (Oct. 5) ... notched eight solo tackles and assisted on one at Clemson (Oct. 12) ... tallied nine tackles (five solo) at North Carolina (Oct. 26) ... posted five tackles (three solo) against NC State (Nov. 16) ... recorded six tackles (two solo), one tackle for loss and a sack at Maryland (Nov. 23) ...notched 10 tackles (eight solo) at Syracuse (Nov. 30).

2012: Played in 10 games ... made one start at weak side linebacker at Wake Forest (Nov. 3) ... contested 254 snaps on the season between defense and special teams units ... competed in 70 plays or more in each of two games – at Wake Forest and Notre Dame (Nov. 10) ... totaled 25 tackles (16 solo) on the season ... made a season-high eight tackles including five solo stops and 0.5 tackles for loss against Notre Dame ... recorded seven tackles (five solo) at Wake Forest ... tallied five tackles (three solo) at Georgia Tech (Oct. 20).

HIGH SCHOOL: Played the 2011 season for the Worcester Academy Hilltoppers ... Earned All-Ohio Division I first-team honors and All-Southwest District first-team honors as a senior linebacker at St. Xavier ... was a 2010 RivalsHigh.com All-America first-team choice ... gained TriStateFootball.com's Cincinnati Defensive Player of the Year award in 2010 ... captured All-Greater Catholic League South Co-Player of the Year honors ... registered 34 tackles for loss, including 18 sacks, in 2010 ... made 82 stops, including 14 tackles for loss (seven sacks) as a junior ... played for head coach Steve Specht ... also played on the school's basketball team.

PERSONAL: Steven Wayne Daniels, born Dec. 12, 1992 ... enrolled as a communications major in the College of Arts and Sciences ... is the recipient of The Gaffney Family Foot-

RETURNING PLAYERS

ball Scholarship ... Steven is the son of Minerva and Steven Daniels; has two brothers and two sisters.

82 JARRETT DARMSTATTER



TE | GR | 6-2 | 251

Barnegat, N.J.
Barnegat
B.A. – Communications '14

2013: Saw action in each of the first three games of the season at fullback and tight end; missed the next 10 games because of an ankle injury ... listed atop the depth chart at the fullback position for each of the first three games of the season.

2012: Saw action in 11 games between offense and special teams units.

2011: Played in one game; made his collegiate debut in the team's home win over Massachusetts (Sept. 24).

HIGH SCHOOL: Earned All-Ocean County first-team honors and All-Group 2 third-team honors as a senior tight end at Barnegat High School; also captured All-Shore League National Division accolades in 2009 ... also played linebacker ... finished his senior season with 20 receptions for 358 yards and one touchdown ... played for Bengals head coach Rob Davis ... played in the New Jersey vs. Northeast All-Star Football Classic at Rutgers Stadium.

PERSONAL: Jarrett Christopher Darmstatter, born Sept. 17, 1991 ... enrolled as a communications major in the College of Arts and Sciences ... is the recipient of The Peter Russell Gray '89 Memorial Football Scholarship Fund ... Jarrett is the son of Kathleen and Norman Darmstatter.

26 DAVID DUDECK



RB | JR | 5-11 | 196

Hamilton, N.J.
The Hun School
Major: Finance

Dudeck's Career Highs

Points scored: 6, Virginia Tech, Nov. 17, 2012; Maryland, Oct. 27, 2012; Army, Oct. 5, 2013

Touchdowns: 1, Virginia Tech, Nov. 17, 2012; Maryland, Oct. 27, 2012; Army, Oct. 5, 2013

Rush attempts: 14, at Wake Forest, Nov. 3, 2012

26 DAVID DUDECK

Continued ...

Rush yards: 39, at NC State, Nov. 24, 2012 (5 carries)

Rush TDs: 1, Virginia Tech, Nov. 17, 2012

Long rush: 18, at NC State, Nov. 24, 2012

Receptions: 5, at Florida State, Oct. 13, 2012

Receiving yards: 47, at Army, Oct. 6, 2012 (3 receptions)

Receiving TDs: 1, Maryland, Oct. 27, 2012; Army, Oct. 5, 2013

Long reception: 20, at Army, Oct. 6, 2012; Maryland, Oct. 27, 2012; Florida State, Sept. 28, 2013

Total offense attempts: 14, at Wake Forest, Nov. 3, 2012 (14 rush, 0 pass)

Total offense yards: 39, at NC State, Nov. 24, 2012 (39 rush, 0 pass)

All-purpose yards: 68, Florida State, Sept. 28, 2013

Punt returns: 1, Virginia Tech, Nov. 2, 2013; at New Mexico State, Nov. 9, 2013; at North Carolina, Oct. 26, 2013

Punt return yards: 15, at North Carolina, Oct. 26, 2013 (1 return)

Long punt return: 15, at North Carolina, Oct. 26, 2013

Kick returns: 3, Florida State, Sept. 28, 2013

Kick return yards: 48, Florida State, Sept. 28, 2013 (3 returns)

Long kick return: 30, Villanova, Aug. 31, 2013

Tackles: 1, 4 times

Dudeck's Career Statistics

Rushing	G	Att	Yds	TD	Lg	Avg/C	Avg/G
2012	9	41	116	1	18	2.8	12.9
2013	13	5	8	0	3	1.6	0.6
Total	22	46	119	1	18	2.6	5.4

Receiving	G	Rec	Yds	TD	Lg	Rec/G	Avg/C	Avg/G
2012	9	21	155	1	20	2.3	7.4	17.2
2013	13	11	84	1	20	0.8	7.6	6.5
Total	22	32	239	2	20	1.5	7.5	10.9

P. Returns	G	No.	Yds	TD	Lg	Avg/R	Avg/G
2012	9	0	0	0	0	0.0	0.0
2013	13	3	25	0	15	8.3	1.9
Total	22	3	25	0	15	8.3	1.1

K. Returns	G	No.	Yds	TD	Lg	Avg/R	Avg/G
2012	9	0	0	0	0	0.0	0.0
2013	13	9	140	0	30	15.6	10.8
Total	22	9	140	0	30	15.6	6.4

2013: Saw action in all 13 games as a wide receiver, running back and return specialist ... finished the season with 11 receptions for 84 yards and one touchdown; ranked third on the team in receptions ... returned nine kickoffs for 130 yards (16.0 average) ... returned three punts for 25 yards (8.3 average) ... tallied a career-high 48 kickoff return yards against

Florida State (Sept. 29) ... recorded his lone touchdown reception of the season – a three-yard pass from Chase Rettig – against Army (Oct. 5).

2012: Appeared in nine games ... registered three starts at running back ... ranked third on the team with 111 rushing yards ... recorded 21 receptions for 155 yards out of the backfield ... scored first career touchdown against Maryland (Oct. 20) ... tallied career-high 39 rushing yards at NC State (Nov. 24) ... scored first career rushing touchdown against Virginia Tech (Nov. 17) ... career-high 47 receiving yards at Army (Oct. 6) ... earned Athletics Director's Award for Academic Achievement honors.

HIGH SCHOOL: Earned New Jersey Prep School Player of the Year and All-Prep honors from the *Newark Star-Ledger* in 2011 ... earned Mid-Atlantic Prep League Player of the Year accolades as a senior ... caught 50 passes for 1,000 yards and 10 touchdowns as a wide receiver in 2011 after switching from quarterback ... also amassed 140 rushing yards and three touchdowns on 23 carries as a senior ... helped lead the Raiders to a 7-1 record and the Mid-Atlantic Prep League title as a captain in 2011 ... honored as a Mid-Atlantic Prep League and *Star-Ledger* first-team selection in 2010 ... played for his father, head coach Dave Dudeck ... also played baseball and ran track at Hun.

PERSONAL: David James Dudeck III, born Oct. 29, 1993 ... enrolled as a finance major in the Carroll School of Management ... earned 2012 and 2013 All-Atlantic Coast Conference Academic Team honors ... is the recipient of The William J. Hajjar '49 Scholarship Fund ... David is the second of Army and Dave Dudeck's four children; has two brothers and one sister.

34 SEAN DUGGAN



LB | SR | 6-4 | 250

Cincinnati, Ohio

St. Xavier

Major: Marketing

Duggan's Career Highs

All-purpose yards: 13, at New Mexico State, Nov. 9, 2013

Kick Returns: 1, at New Mexico State, Nov. 9, 2013

Kick return yards: 13, at New Mexico State, Nov. 9, 2013
(1 return)

Interceptions: 1, at Miami (Fla.), Nov. 25, 2011

Tackles: 9, at Army, Oct. 6, 2012 (4-5)

Tackles for loss: 2.0, Florida State, Nov. 3, 2011 (1-0)

Fumbles forced: 1, Notre Dame, Nov. 10, 2012

Fumbles recovered: 1, Florida State, Nov. 3, 2011; Clemson, Sept. 29, 2012

Pass breakups: 1, Florida State, Nov. 3, 2011; at Wake Forest, Nov. 3, 2012

34 SEAN DUGGAN

Continued ...

Duggan's Career Statistics

	G	UA	A	TAC	SAC	TFL	FF	FR	PBU	BLK	INT
2011	10	13	26	39	0.0-0	3.0-5	0	1-0	1	0	0-0
2012	12	17	22	39	0.0-0	1.0-2	1	1-0	1	0	0-0
2013	12	1	0	1	0.0-0	0.0-0	0	0-0	0	0	0-0
Total	34	31	48	79	0.0-0	4.0-7	1	2-0	2	0	0-0

Duggan's Career Game-by-Game Statistics

2013	UA	A	TAC	SAC	TFL	FF	FR	PBU	INT	Blkd
Villanova	1	0	1	0.0	0-0	0	0	0	0	0
Wake Forest	0	0	0	0.0	0-0	0	0	0	0	0
Southern Cal	0	0	0	0.0	0-0	0	0	0	0	0
Florida State	0	0	0	0.0	0-0	0	0	0	0	0
Army	0	0	0	0.0	0-0	0	0	0	0	0
Clemson	0	0	0	0.0	0-0	0	0	0	0	0
North Carolina	0	0	0	0.0	0-0	0	0	0	0	0
Virginia Tech	0	0	0	0.0	0-0	0	0	0	0	0
New Mexico St.	0	0	0	0.0	0-0	0	0	0	0	0
NC State	0	0	0	0.0	0-0	0	0	0	0	0
Maryland	0	0	0	0.0	0-0	0	0	0	0	0
Syracuse	0	0	0	0.0	0-0	0	0	0	0	0
Arizona	0	0	0	0.0	0-0	0	0	0	0	0

2012	UA	ATAAC	SAC	TFL	FF	FR	PBU	BLK	INT
Miami	0	0	0	0.0-0	0.0-0	0	0-0	0	0-0
Maine	0	0	0	0.0-0	0.0-0	0	0-0	0	0-0
Northwestern	0	0	0	0.0-0	0.0-0	0	0-0	0	0-0
Clemson	2	5	7	0.0-0	1.0-0	0	0-0	0	0-0
Army	0	0	0	0.0-0	0.0-0	0	0-0	0	0-0
Florida State	3	2	5	0.0-0	1.0-2	0	0-0	0	0-0
Georgia Tech	1	2	3	0.0-0	0.0-0	0	0-0	0	0-0
Maryland	1	7	8	0.0-0	0.0-0	0	0-0	0	0-0
Wake Forest	2	3	5	0.0-0	2.0-3	0	1-0	1	0-0
Notre Dame	3	4	7	0.0-0	0.0-0	0	0-0	0	0-0
NC State	0	2	2	0.0-0	0.0-0	0	0-0	0	0-0

2011	UA	ATAAC	SAC	TFL	FF	FR	PBU	BLK	INT
Northwestern	0	0	0	0.0-0	0.0-0	0	0-0	0	0-0
UCF	0	0	0	0.0-0	0.0-0	0	0-0	0	0-0
Duke	0	0	0	0.0-0	0.0-0	0	0-0	0	0-0
UMass	2	5	7	0.0-0	1.0-0	0	0-0	0	0-0
Wake Forest	0	0	0	0.0-0	0.0-0	0	0-0	0	0-0
Clemson	3	2	5	0.0-0	1.0-2	0	0-0	0	0-0
Virginia Tech	1	2	3	0.0-0	0.0-0	0	0-0	0	0-0
Maryland	1	7	8	0.0-0	0.0-0	0	0-0	0	0-0
Florida State	2	3	5	0.0-0	2.0-3	0	1-0	1	0-0
NC State	3	4	7	0.0-0	0.0-0	0	0-0	0	0-0
Notre Dame	0	2	2	0.0-0	0.0-0	0	0-0	0	0-0
Miami	1	1	2	0.0-0	0.0-0	0	0-0	0	0-0

RETURNING PLAYERS

2013: Saw action in 12 games on defense and special teams ... listed as the team's back-up middle linebacker on the depth chart.

2012: Appeared in all 12 games ... totaled 39 tackles (17 solo) ... saw action in 395 defensive and special teams plays ... one tackle for loss totaling two yards ... one fumble recovery and one forced fumble ... two tackles recorded against Miami (Sept. 1) and Maine (Sept. 8) ... tallied one tackle in each game vs. Northwestern (Sept. 15), Florida State (Oct. 13) and Georgia Tech (Oct. 20) ... recorded six tackles and a forced fumble against Notre Dame (Nov. 10) in his one start ... tallied five tackles and a fumble recovery vs. Clemson (Sept. 29) ... notched a career-high nine tackles at Army while playing in 103 snaps (Oct. 6) ... recorded four tackles and a pass breakup at Wake Forest (Nov. 3) ... eight tackles recorded in the season finale at NC State (Nov. 24).

2011: Played in 10 games ... registered three starts at weak side linebacker – against Maryland (Oct. 29), Florida State (Nov. 3) and NC State (Nov. 12) ... amassed 39 tackles; four tackles for loss went for five yards ... one interception ... saw action in 392 plays on defense and special teams ... recorded his first career interception and registered two tackles at Miami (Nov. 25) ... notched seven tackles against NC State (Nov. 12) ... broke up first pass and recovered the first fumble of his career, in addition to making five tackles - 1.5 for loss of three yards vs. Florida State (Nov. 3) ... recorded a career-high eight tackles at Maryland (Oct. 29) ... tallied five tackles – one for loss of two – at Clemson (Oct. 8) ... posted seven tackles against UMass (Sept. 24).

HIGH SCHOOL: Earned All-Ohio Division I second-team honors and All-Southwest District first-team honors as a senior linebacker/kicker at St. Xavier ... also captured All-Greater Catholic League first-team accolades ... registered 79 tackles, three fumble recoveries, two interceptions and one sack in 2010 ... in his first season as the Bombers' kicker, he connected on 10-of-14 field-goal attempts and 25-of-30 extra-point tries; recorded 19 touchbacks ... made 33 stops, including two sacks, and two interceptions as a junior ... played for head coach Steve Specht ... also gained All-League accolades for the Bombers' basketball and lacrosse teams.

PERSONAL: Sean Kevin Duggan, born April 4, 1993 ... enrolled as a marketing major in the Carroll School of Management ... is the recipient of The Hanson Family Athletics Scholarship ... Sean and his older brother, Ryan, are the sons of Bridget and Richard Duggan.

59 MICHAEL FISCHER



LS | JR | 6-0 | 217

Wellesley, Mass.
St. Sebastian's
Major: Finance

2013: Did not see any game action.

2012: Did not see any game action ... joined the team as a recruited walk-on in September 2012, and redshirted ... earned the Athletics Directors Award for Academic Achievement.

HIGH SCHOOL: Earned All-Independent School honorable mention honors as a senior guard and long snapper at St. Sebastian's ... was a two-year starter at guard and played three years of varsity football for the Arrows ... helped lead team to a 6-2 record his senior season ... played for Massachusetts Hall of Fame head coach Bob Souza ... also played baseball.

PERSONAL: Michael Patrick Fischer, born Jan. 18, 1994 ... an exceptional student who was a member of the National Honor Society and graduated cum laude ... enrolled as a finance major in the Carroll School of Management ... Michael and his older sister, Katie, are the children of Peggie and Steve Fischer; his father is a 1975 Boston College graduate.

59 ANDY GALLIK



C | GR | 6-3 | 304

Evergreen Park, Ill.
Brother Rice
B.A. – Sociology '14

NOTES: Three-year starting center who has recorded 27 career starts at the position ... earned Rimington Award Watch List recognition ... captured 2013 spring MVP honors from ESPN.com.

2013: Started all 13 games at center ... earned All-Atlantic Coast Conference third-team honors from the Atlantic Coast Sports Media Association ... key component of an offensive line that helped produce a rushing attack that averaged 212.5 yards per game, a mark good for second in the Atlantic Coast Conference and 20th among all teams in college football in 2013 ... centered an offensive line that yielded a Heisman Memorial Trophy finalist and the Atlantic Coast Conference's first Doak Walker Award recipient in running back Andre Williams, who became the 16th player in FBS history to rush for 2,000 yards in the regular season ... the Eagles rushed for

100-plus yards in 11 games, 200-plus yards in six games, 300-plus yards in three games and 400-plus yards in one game (420 vs. NC State on Nov. 16) ... blocked for Andre Williams against NC State (Nov. 16); Williams' 339 rushing yards marked the most in ACC history ... the team averaged 5.5 yards per rush and a 142.83 passing efficiency.

2012: Started all 12 games at center ... the Eagles recorded 100-plus yard rushing games against Maine (Sept. 8), Army (Oct. 6), Virginia Tech (Nov. 17) and NC State (Nov. 24) ... the team averaged 3.23 yards per carry ... provided pass protection for the sixth largest passing yardage output in team history in the season-opener against Miami (441, Sept. 1).

2011: Played in nine games ... registered three starts along the offensive line – against Northwestern (Sept. 3), Duke (Sept. 17) and Massachusetts (Sept. 24) ... listed at top of depth chart for first five games ... missed contests with Wake Forest (Oct. 1), Virginia Tech (Oct. 22) and Maryland (Oct. 29) ... the Eagles rushed for more than 100 yards in four games – Northwestern, Massachusetts, at Clemson (Oct. 8) and at Miami (Nov. 25) ... provided protection in BC's four most productive passing games – Northwestern (351 yards), Duke (247 yards), Massachusetts (196 yards) and Miami (196 yards).

HIGH SCHOOL: Earned All-State first-team honors from the *Champaign News-Gazette* in 2009 ... also captured All-Area and All-Catholic (Blue Division) honors as a senior center at Brother Rice ... was a three-year varsity starter on the offensive line ... served as team captain as a senior ... played for head coach Steve Nye.

PERSONAL: Andrew A. Gallik, born Sept. 24, 1991 ... earned a bachelor's degree from the College of Arts and Sciences in May 2014 ... is the recipient of The Mr. and Mrs. John Wisniewski '50 Scholarship Fund ... Andy and his older brother, Matthew, are the sons of Lisa and Matthew Gallik.

69 PAUL GAUGHAN



C | SR | 6-6 | 302

Dunmore, Pa.
Dunmore
Major: Communications

2013: Saw action in two games – at North Carolina (Oct. 26) and against Arizona (Dec. 31) in the AdvoCare v100 Independence Bowl in Shreveport, La.; missed five games (Nov. 2 – Nov. 30) because of injury.

2012: Appeared in six games, including the final four games

of the season ... played a season-high 10 snaps against Maine (Sept. 8) ... participated in six snaps against Florida State (Oct. 13) ... two snaps each against Wake Forest (Nov. 3), Notre Dame (Nov. 10) and NC State (Nov. 24) ... appeared in five plays against Virginia Tech (Nov. 17) ... earned Athletics Director's Award for Academic Achievement honors.

HIGH SCHOOL: Earned Pennsylvania Sports Writers All-State Class A honors as a senior offensive lineman at Dunmore High School ... captured the American Legion Hookey Reap Award as the top offensive lineman in Lackawanna County ... earned 2010 All-EasternPAFootball.com Small School first-team honors (Class AA-Class A) ... also gained All-Region accolades and Lackawanna Football Conference Division II coaches' all-star plaudits ... played for Bucks head coach Jack Henzes ... played for the North squad in the inaugural Chesapeake Bowl (the best players from N.J., Pa. and Del. against the best from Md., Va., D.C. and W.Va.) in Towson, Md. ... was invited to play in Big 33 Football Classic.

PERSONAL: Paul James Gaughan, born Dec. 2, 1992 ... enrolled as a communications major in the College of Arts and Sciences ... is the recipient of The Philip J. McArdle '27, M.A. '28 Scholarship Fund ... served as president of his senior class at Dunmore ... Paul is the son of Patricia Kramer Brennan and Paul Gaughan; has an older sister, Jane.

88 MICHAEL GIACONE



TE | JR | 6-5 | 262

Westfield, N.J.
St. Peter's Prep
Major: Marketing

Giacone's Career Statistics

Receiving	G	Rec	Yds	TD	Lg
2012	4	0	0	0	0
2013	9	0	0	0	0
Total	13	0	0	0	0

2013: Saw action in nine games ... member of a tight end corps that helped produce a rushing attack that averaged 212.5 yards per game, a mark good for second in the Atlantic Coast Conference and 20th among all teams in college football in 2013.

2012: Appeared in seven games ... saw action against Florida State (Oct. 13) ... made his collegiate debut against Maine (Sept. 8).

RETURNING PLAYERS

HIGH SCHOOL: Earned ESPN High Schools' New Jersey preseason all-state honors in 2011 ... played in the Chesapeake Bowl all-star game in 2011, featuring players from New Jersey, Pennsylvania, Delaware, Maryland, Virginia, and Washington, D.C. ... named an All-Hudson County first-team selection as a senior; earned third-team honors as a junior ... first-team All-Area accolade in 2011 ... nationally regarded tight end by Rivals.com and Scout.com ... named to the NJVarsity.com All-Fireworks Team ... amassed 191 receiving yards on 13 catches with one touchdown as a senior ... helped lead the Marauders to consecutive playoff berths as a junior and senior ... team finished 7-4 in 2011 and 9-3 in 2010 ... caught 15 passes for 275 yards ... played for head coach Rich Hansen ... high honor roll student throughout tenure at St. Peter's.

PERSONAL: Michael C. Giacone, born April 5, 1994 ... enrolled as a marketing major in the Carroll School of Management ... is the recipient of The D'Agostine Family Athletics Scholarship Fund I ... Michael is the son of Jean and Mike Giacone; has a younger sister, Kelly.

97 TRUMAN GUTAPFEL



DT | SO | 6-3 | 289

Harrison, Ohio
Harrison
Major: Undeclared

Gutapfel's Career Highs

Tackles: 1, three times

Tackles for loss: 5, Florida State, Sept. 28, 2013

Gutapfel's Career Statistics

G		Solo	Asst.	Total	Sacks/Yds	TFL/Yds	FF	FR	P	Def
2013	10	1	3	4	0-0	0.5-1	0	0	0	0
Total	10	1	3	4	0-0	0.5-1	0	0	0	0

2013: Appeared in 10 straight contests from Sept. 28 to Dec. 31 ... made his collegiate debut against Florida State (Sept. 28) ... assisted on a tackle and registered 0.5 tackles for loss against the Seminoles ... listed as the back-up left tackle following a season-ending injury to Mehdi Abdesmad.

HIGH SCHOOL: Won the 2012 Ohio Division II Anthony Munoz Defensive Lineman of the Year award ... earned Fort Ancient Valley – Buckeye all-league honors as a senior ... garnered First-Team AP Southwest All-District accolades as a senior ... received AP All-Ohio special mention laurels ... played for head coach Kent McCollough ... also amassed more than 100 career victories as a wrestler.

PERSONAL: Truman James Gutapfel ... born July 12, 1994 ...

enrolled in the College of Arts and Sciences ... is the recipient of The Nugent Family Football Scholarship Fund ... Truman and his younger brothers Garrett and Colton, are the children of Yvonne and Jim Gutapfel.

42 ALEX HOWELL



K/P | SR | 6-5 | 206

Florence, S.C.
West Florence
Major: Marketing

2013: Did not see any game action ... served as the team's back-up punter and kickoff specialist.

2012: Played in one game – the season opener against Miami (Sept. 1) ... registered four kickoffs for 240 yards (60.0 yards per kick).

HIGH SCHOOL: Earned All-State second-team honors from SCVarsity.com as a senior kicker at West Florence High School ... selected as the 4A Kicker of the Year by the South Carolina Football Coaches Association ... chosen as the kicker on the Palmetto Champions All-Star Team; also gained Special Teams Player of the Year Award from the South Carolina Football Coaches Association ... was 29-for-29 on extra points and 8-for-12 on field goals in 2010; converted a 51-yard field goal against Darlington ... averaged 40.3 yards per punt ... served as team captain for Knights head coach Trey Woodberry ... played in the National Underclassmen Combine's All World Gridiron Classic on Dec. 31, 2010; captured NUC Special Teams Player of the Year honors ... played for the South team in South Carolina's North-South All-Star Game on Dec. 11, 2010.

PERSONAL: Alexander Scott Howell, born Sept. 3, 1993 ... enrolled as a marketing major in the Carroll School of Management ... is the recipient of The McCourt Family Football Scholarship ... Alex and his older brother, Jimmy, are the sons of April and James Howell; his older brother was a four-year letterwinner as punter at Virginia.

3 HARRISON JACKSON



WR | JR | 6-2 | 205

Round Hill, Va.
Loudoun Valley
Major: Marketing

Jackson's Career Highs

Points scored: 6, at New Mexico State, Nov. 9, 2013
Touchdowns: 1, at New Mexico State, Nov. 9, 2013
Receptions: 2, Virginia Tech, Nov. 2, 2013
Receiving yards: 15, Virginia Tech, Nov. 2, 2013 (2 receptions); Army, Oct. 5, 2013 (1 reception)
Receiving TDs: 1, at New Mexico State, Nov. 9, 2013
Long reception: 15, Army, Oct. 5, 2013

Jackson's Career Statistics

Receiving	G	Rec	Yds	TD	Lg
2012	5	1	13	0	13
2013	10	5	46	1	15
Total	15	6	59	1	15

Jackson's Career Game-by-Game Statistics

2013	Rec	Yds	Avg	TD	LG
Villanova	0	0	0	0	0
Southern Cal	0	0	0	0	0
Florida State	0	0	0	0	0
Army	1	15	15.0	0	15
Clemson	0	0	0	0	0
North Carolina	0	0	0	0	0
Virginia Tech	2	15	7.5	0	10
New Mexico State	1	7	0	1	7
Maryland	0	0	0	0	0
Syracuse	0	0	0	0	0
Arizona	0	0	0	0	0

2012	Rec	Yds	Avg	TD	LG
Maine	0	0	0.0	0	0
Northwestern	0	0	0.0	0	0
Florida State	0	0	0.0	0	0
Maryland	0	0	0.0	0	0
Wake Forest	1	13	13.0	0	0

2013: Saw action in 10 games ... registered two starts at wide receiver ... tallied five receptions for 46 yards and one touchdown ... caught his first collegiate touchdown pass in the team's 48-34 win at New Mexico State (Nov. 9) ... caught multiple passes in the team's 34-27 home win over Virginia Tech (Nov. 2).

2012: Appeared in five games ... recorded his first career reception for 13 yards at Wake Forest (Nov. 3) ... made his collegiate debut against Maine (Sept. 8).

HIGH SCHOOL: Earned second-team All-Dulles District accolades in 2011 ... caught 38 passes for 735 receiving yards and five touchdowns as a senior ... had 30 receptions for 329 yards and six touchdowns as a junior ... helped lead the Vikings to an 8-4 record and a berth in the playoffs in 2010 ... played for head coach Danny McGrath.

PERSONAL: Harrison Brandon Jackson, born Jan. 8, 1994 ... enrolled as a marketing major in the Carroll School of Management ... is the recipient of The King Family Football Scholarship Fund ... Harrison and his younger brother, Hunter, are the sons of Cheryl and Gerard Jackson.

86 JEFFREY JAY



WR | SR | 6-2 | 197

Greenwich, Conn.
Brunswick School
Major: Economics

Jay's Career Highs

Receptions: 1, vs. Arizona, Dec. 31, 2013
Receiving yards: 14, vs. Arizona, Dec. 31, 2013 (1 reception)
Long reception: 14, vs. Arizona, Dec. 31, 2013
All-purpose yards: 14, vs. Arizona, Dec. 31, 2013

Jay's Career Statistics

Receiving	G	Rec	Yds	TD	Lg
2013	6	1	14	0	14
Total	6	1	14	0	14

2013: Saw action in six games ... made his collegiate debut at North Carolina (Oct. 26) ... registered one reception - the first of his career - for 14 yards in the AdvoCare v100 Independence Bowl in Shreveport, La.

2012: Did not see any game action ... joined the team as a walk-on prior to spring (2012) practice.

HIGH SCHOOL: Earned All-Erickson league honors as a senior wide receiver and defensive back in 2010; totaled 453 receiving yards and seven touchdowns; registered 30 tackles, two and a half sacks and four interceptions ... played for head coach Jarrett Shine ... also set his school's record in the long jump with 22'3" ... earned All-New England track and field honors as a member of the school's 4 x 100 team and as a long jumper.

PERSONAL: Jeffrey Robert Jay, born July 14, 1993 ... enrolled as an economics major in the College of Arts and Sciences ... Jeffrey is the son of Mary Ellen and Jeffrey Jay; his older sister, Carolyn, is a Boston College graduate.

RETURNING PLAYERS

43 JOHN JOHNSON



CB | SO | 6-0 | 194

West Hyattsville, Md.
Northwestern
Major: Communications

Johnson's Career Highs

Tackles: 3, NC State, Nov. 16, 2013 (3-0)

Tackles for loss: 1.0, NC State, Nov. 16, 2013 (1-0)

Fumbles recovered: 1, vs. Arizona, Dec. 31, 2013

Johnson's Career Statistics

	G	UA	A	Total	TFL	Yds	PD	FF	FR	Blkd
2013	12	4	0	4	1.0	1	0	0	1	0
Total	12	4	0	4	1.0	1	0	0	1	0

2013: Saw action in 12 games at cornerback and on special teams ... made his collegiate debut in the team's season opener against Villanova (Aug. 31) ... notched three solo tackles, including one tackle for a loss of one yard, against NC State (Nov. 16) ... made one tackle at Maryland (Nov. 23).

HIGH SCHOOL: Earned first-team all-county and second-team all-state accolades ... *All-Gazette* first-team honoree ... recorded 50 tackles, six tackles for loss, five interceptions and 13 pass break ups as a senior ... named team captain as a senior ... played for head coach Bryan Pierre ... also played basketball and served as captain as a sophomore.

PERSONAL: John Johnson ... enrolled as a communications major in the College of Arts and Sciences ... is the recipient of The Michael F. Price Endowed Athletics Fund ... John and his older brother, Travis, are the children of Tanya and John Johnson.

17 BRYCE JONES



DB | JR | 6-0 | 178

University Heights, Ohio
Cleveland Heights
Major: Marketing

Jones' Career Highs

All-purpose yards: 45, at Georgia Tech, Oct. 20, 2012

Punt returns: 2, at Maryland, Nov. 23, 2013

Punt return yards: 1, at Maryland, Nov. 23, 2013 (2 returns)

Long punt return: 1, at Maryland, Nov. 23, 2013

Kick returns: 2, at NC State, Nov. 24, 2012

Kick return yards: 45, at Georgia Tech, Oct. 20, 2012 (1 return)

Long kick return: 45, at Georgia Tech, Oct. 20, 2012

17 BRYCE JONES

Continued ...

Interceptions: 1, Villanova, Aug. 31, 2013; Wake Forest, Sept. 6, 2013

Long interception return: 23, Villanova, Aug. 31, 2013

Tackles: 12, vs. Arizona, Dec. 31, 2013 (9-3)

Tackles for loss: 2.0, at Maryland, Nov. 23, 2013 (2-0)

Fumbles recovered: 1, Virginia Tech, Nov. 2, 2013; at Clemson, Oct. 12, 2013; Wake Forest, Sept. 6, 2013

Pass breakups: 1, vs. Arizona, Dec. 31, 2013; at Syracuse, Nov. 30, 2013; Wake Forest, Sept. 6, 2013

Jones' Career Statistics

	Tackles	G	UA	A	Total	TFL	INT	PD	KR	Avg.	Lg
2012	12	10	5	15	0.0-0	0	0	4-96	24.0	45	
2013	13	44	18	62	5.5-10	2	5	1-20	20.0	20	
Total	25	54	23	77	5.5-10	2	5	5-116	23.2	45	

Jones' Career Game-by-Game Statistics

2013	UA	A	TAC	SAC	TFL	FF	FR	PBU	INT	Blkd
Villanova	1	0	1	0.0	0-0	0	0	0	1-23	0
Wake Forest	2	1	3	0.0	0.5-1	0	1	1	1-0	0
Southern Cal	0	1	1	0.0	0-0	0	0	0	0	0
Florida State	4	3	7	0.0	1.0-2	0	0	0	0	0
Army	4	0	4	0.0	0-0	0	0	0	0	0
Clemson	5	0	5	0.0	0-0	0	1	0	0	0
North Carolina	5	1	6	0.0	0-0	0	0	0	0	0
Virginia Tech	3	0	3	0.0	0-0	0	1	0	0	0
New Mexico St.	2	3	5	0.0	0-0	0	0	0	0	0
NC State	3	0	3	0.0	1.0-2	0	0	0	0	0
Maryland	2	4	6	0.0	2.0-4	0	0	0	0	0
Syracuse	4	2	6	0.0	0-0	0	0	1	0	0
Arizona	9	3	12	0.0	1.0-1	0	0	1	0	0

2012	UA	A	TAC	SAC	TFL	FF	FR	PBU	INT
Miami	0	0	0	0.0	0.0	0	0	0	0
Maine	3	0	3	0.0	0.0	0	0	0	0
Northwestern	0	2	2	0.0	0.0	0	0	0	0
Clemson	0	0	0	0.0	0.0	0	0	0	0
Army	0	0	0	0.0	0.0	0	0	0	0
Florida State	4	0	4	0.0	0.0	0	0	0	0
Georgia Tech	0	0	0	0.0	0.0	0	0	0	0
Maryland	1	0	1	0.0	0.0	0	0	0	0
Wake Forest	0	1	1	0.0	0.0	0	0	0	0
Notre Dame	0	0	0	0.0	0.0	0	0	0	0
Virginia Tech	1	1	2	0.0	0.0	0	0	0	0
NC State	1	1	2	0.0	0.0	0	0	0	0

2013: Started all 13 games at cornerback; also saw action as a return specialist ... tallied 62 total tackles, including 44 solo stops, 4.5 tackles for a loss of nine yards, two interceptions and three fumble recoveries ... returned two punts for one yard and one kickoff for 20 yards ... earned ACC Defen-

sive Back of the Week honors after a stellar effort in the team's 24-10 home win over Wake Forest (Sept. 6); recovered a quarterback fumble on the Demon Deacons' 22-yard-line that set up a Chase Rettig-to-Spiffy Evans touchdown pass on the ensuing play that lifted the Eagles to a 17-7 lead in the second quarter, then recorded his second interception in as many games late in the second quarter ... recorded a career-high seven tackles against Florida State (Sept. 28) ... totaled four tackles against Army (Oct. 5) ... charted five tackles and recovered a fumble at Clemson (Oct. 12) ... tallied six tackles in each of the team's last two regular season games at Maryland (Nov. 23) and Syracuse (Nov. 30) ... recorded his first career interception in the team's season-opening win over the Wildcats (Aug. 31).

2012: Played in all 12 games ... contested 278 plays on the season between defense and special teams ... recorded 15 tackles, 10 solo, on the year ... returned four kickoffs for 96 yards (24.0 yard average) ... made four solo tackles at Florida State (Oct. 13) ... tallied three solo stops against Maine (Sept. 8) ... registered a season-long 45-yard kick return at Georgia Tech (Oct. 20) ... posted two tackles and brought back two kicks for 32 yards at NC State (Nov. 24).

HIGH SCHOOL: Earned Lake Erie League and team Most Valuable Player honors as a senior defensive back and quarterback in 2011 ... recorded 1,388 yards and 12 touchdowns through the air and registered 350 yards and seven touchdowns on the ground during his senior season; tallied 27 tackles, six pass break-ups and two interceptions on defense ... also served as the team's punter ... helped lead the Tigers to a 9-1 season in 2011 with an undefeated 9-0 regular season, winning the Lake Erie League title and the first playoff appearance in the school's history ... tallied 1,500 yards and 12 touchdowns through the air, registered 300 yards rushing and tallied five receptions for 105 yards and two touchdowns as a junior quarterback and wide receiver in 2010 ... played for head coach Jeff Rotsky ... also an accomplished track and field performer for the Tigers ... 2012 State Indoor Champion in the long jump ... was the 2012 Lake Erie League Champion in the 110 and 300 hurdles, and the long jump earning All-League Honors and league MVP ... was also All-Ohio in the 110 hurdles and the long jump ... Team MVP and set the school record in the 110 hurdles and long jump.

PERSONAL: Bryce D'Lanie Jones, born Aug. 20, 1994 ... enrolled as a marketing major in the Carroll School of Management ... is the recipient of The Margaret Hanrahan Ambrose Scholarship Fund ... Bryce, his two older brothers, Chaz and Aric, and younger sister, Dia, are the children of Karen and Albert Jones. Chaz played running back at Virginia Military Institute.

33 TIM JOY



LB | JR | 6-1 | 229
Chelmsford, Mass.
Chelmsford
Major: Marketing

Joy's Career Highs

Kick returns: 1, Army, Oct. 5, 2013

Tackles: 5, at Florida State, Oct. 13, 2012 (3-2)

Tackles for loss: 1.0, Maryland, Oct. 27, 2012 (1-0)

Jones' Career Statistics

	UA	A	TAC	SAC	TFL	FF	FR	PBU	INT
2012	8	5	13	0.0	1.5-1	0	0	0	0
2013	0	0	0	0.0	0	0	0	0	0
Total	8	5	13	0.0	1.5-1	0	0	0	0

Jones' Career Game-by-Game Statistics

2013	UA	A	TAC	SAC	TFL	FF	FR	PBU	INT	Bkd
Southern Cal	0	0	0	0.0	0-0	0	0	0	0	0
Florida State	0	0	0	0.0	0-0	0	0	0	0	0
Army	0	0	0	0.0	0-0	0	0	0	0	0
Clemson	0	0	0	0.0	0-0	0	0	0	0	0
North Carolina	0	0	0	0.0	0-0	0	0	0	0	0
Virginia Tech	0	0	0	0.0	0-0	0	0	0	0	0

2012	UA	A	TAC	SAC	TFL	FF	FR	PBU	INT
Maine	1	0	1	0.0	0.0	0	0	0	0
Northwestern	0	0	0	0.0	0.0	0	0	0	0
Clemson	0	0	0	0.0	0.0	0	0	0	0
Army	0	0	0	0.0	0.0	0	0	0	0
Florida State	3	2	5	0.0	0.0	0	0	0	0
Georgia Tech	0	1	1	0.0	0.0	0	0	0	0
Maryland	3	0	3	0.0	1.0	0	0	0	0
Wake Forest	1	2	3	0.0	0.5	0	0	0	0
Notre Dame	0	0	0	0.0	0.0	0	0	0	0

2013: Saw action in six games on special teams.

2012: Played in nine games ... totaled 13 tackles (eight solo) and 1.5 tackles for loss ... recorded one solo tackle against Maine (Sept. 8) ... totaled five tackles (three solo) at Florida State (Oct. 13) ... registered one assisted tackle at Georgia Tech (Oct. 20) ... posted three solo tackles, including one tackle for loss vs. Maryland (Oct. 27) ... tallied three tackles (0.5 tackles for loss) at Wake Forest (Nov. 3) while appearing in a season-high 43 snaps.

HIGH SCHOOL: Earned ESPNBoston.com's Defensive Player of the Year honors as a senior linebacker ... honored as NewEnglandPrepStars.com's Player of the Year ... selected for the Massachusetts High School Football Coaches' Association's "Super 26" All-State Team ... recognized as a two-

RETURNING PLAYERS

time ESPNBoston MIAA All-State honoree ... named a Merrimack Valley Conference all-star in 2009, 2010 and 2011 ... chosen as Co-MVP of the MVC as a senior ... represented team as a captain in 2010 and 2011 ... recorded 155 tackles (eight for loss) and three sacks as a senior ... also caught 10 passes for 183 yards and a touchdown as a tight end in 2011 ... totaled 131 tackles (13 for loss), two sacks, and three interceptions as a junior ... helped lead the Lions to a 10-2 finish to go along with a MVC Division 1 league title and a berth in the playoffs in 2011 ... played for head coach Bruce Rich.

PERSONAL: Timothy John Joy, born Nov. 10, 1993 ... enrolled as a marketing major in the Carroll School of Management ... is the recipient of The BC Linebacker Scholarship Fund ... Tim is the son of Phil Joy and Jean Birkhead; has one brother, Tyler, and one sister, Kaleigh.

99 KEVIN KAVALEC



DE | SO | 6-2 | 256

Middleburg Heights, Ohio
Saint Ignatius
Major: Undeclared

Kavalec's Career Highs

Tackles: 1, three times

Kavalec's Career Statistics

Defense	G	Solo	Asst.	Total
2013	8	2	1	3
Total	8	2	1	3

2013: Saw action in eight games ... made his collegiate debut against Florida State (Sept. 28); notched one solo takedown against the Seminoles ... finished the season with three tackles, including two solo tackles ... served as primary back-up to Kasim Edeballi at defensive end.

HIGH SCHOOL: Earned First-Team AP All-Ohio accolades as a junior and Second-Team AP All-Ohio honors as a senior ... First-Team All-Northeast District as a senior ... *Cleveland Plain Dealer* and *Sun News* all-star as a junior and senior ... Ohio North-South All-Star Game selection ... led Saint Ignatius to the Ohio Division I state title as a junior ... named captain as a senior ... recorded 24 sacks and 64 tackles for a loss in his career ... played for head coach Chuck Kyle ... state qualifier in the discus throw as a senior.

PERSONAL: Kevin Kavalec ... enrolled in the College of Arts and Sciences ... is the recipient of The Anne and Gerald B. Healy Scholarship for Academic Excellence ... Kevin, his older brother, Jim, and younger siblings, Brian and Maria, are the children of Cathy and Jim Kavalec.

25 JOSH KEYES



LB | SR | 6-2 | 223

Ghent, N.Y.
Chatham
Major: English

Keyes' Career Highs

Tackles: 8, Miami, Sept. 1, 2012 (4-4)

Sacks: 1.0, Villanova, Aug. 31, 2013 (1-0); at Maryland, Nov. 23, 2013 (1-0); at Southern Cal, Sept. 14, 2013 (1-0)

Tackles for loss: 1.5, at Maryland, Nov. 23, 2013 (1-0)

Fumbles forced: 1, Villanova, Aug. 31, 2013

Keyes' Career Statistics

	G	UA	A	Total	TFL	Yds	PD	FF	FR	Blkd
2011	9	4	4	8	0.0	0	0	0	0	0
2012	10	15	5	20	0.0	0	0	0	0	0
2013	11	15	15	30	5.0	28	0	1	0	0
Total	30	34	24	58	5.0	28	0	1	0	0

Keyes' Career Game-by-Game Statistics

2013	UA	A	TAC	SAC	TFL	FF	FR	PBU	INT	Blkd
Villanova	1	0	1	1.0-9	1.0-9	1	0	0	0	0
Wake Forest	0	1	1	0.5-5	0.5-5	0	0	0	0	0
Southern Cal	3	1	4	1.0-6	1.0-6	0	0	0	0	0
Florida State	3	1	4	1.0-2	1.0-2	0	0	0	0	0
Army	0	4	4	0.0	0-0	0	0	0	0	0
Clemson	2	1	3	0.0	0-0	0	0	0	0	0
Virginia Tech	0	0	0	0.0	0-0	0	0	0	0	0
New Mexico St.	1	0	1	0.0	0-0	0	0	0	0	0
NC State	0	0	0	0.0	0-0	0	0	0	0	0
Maryland	3	3	6	1.5-6	1.0-4	0	0	0	0	0
Syracuse	2	0	2	0.0	0-0	0	0	0	0	0
Arizona	0	4	4	0.0	0-0	0	0	0	0	0

2012	UA	A	TAC	SAC	TFL	FF	FR	PBU	INT
Miami	4	4	8	0.0	0.0	0	0	0	0
Northwestern	1	0	1	0.0	0.0	0	0	0	0
Clemson	7	0	7	0.0	0.0	0	0	0	0
Army	1	0	1	0.0	0.0	0	0	0	0
Maryland	1	0	1	0.0	0.0	0	0	0	0
Wake Forest	0	0	0	0.0	0.0	0	0	0	0
Notre Dame	1	0	1	0.0	0.0	0	0	0	0
Virginia Tech	0	1	1	0.0	0.0	0	0	0	0
NC State	0	0	0	0.0	0.0	0	0	0	0

2011	UA	A	TAC	SAC	TFL	FF	FR	PBU	INT
Duke	0	0	0	0.0	0.0	0	0	0	0
UMass	2	0	2	0.0	0.0	0	0	0	0
Wake Forest	0	0	0	0.0	0.0	0	0	0	0
Clemson	0	0	0	0.0	0.0	0	0	0	0
Virginia Tech	0	1	1	0.0	0.0	0	0	0	0
Maryland	1	1	2	0.0	0.0	0	0	0	0
Florida State	0	1	1	0.0	0.0	0	0	0	0

25 JOSH KEYES

Continued ...

2011	UA	A	TAC	SAC	TFL	FF	FR	PBU	INT
NC State	1	1	2	0.0	0.0	0	0	0	0
Miami	0	0	0	0.0	0.0	0	0	0	0

2013: Saw action in 11 games at linebacker and on special teams; missed one game (at North Carolina, Oct. 26) because of injury ... registered two starts ... totaled 30 tackles, including 15 solo tackles ... registered a solo takedown, a tackle for loss, a sack and a forced fumble against Villanova (Aug. 31) ... assisted on a tackle and had 0.5 tackles for loss against Wake Forest (Sept. 6) ... tallied four tackles (three solo) and a tackle for loss and a sack at Southern Cal (Sept. 14) ... totaled four tackles (3 solo) and a tackle for loss against Florida State (Sept. 28) ... assisted on four tackles against Army (Oct. 5) ... logged three takedowns (two solo) at Clemson (Oct. 12) ... registered a solo tackle at New Mexico State (Nov. 9) ... recorded six tackles (three solo) and a career-high 1.5 tackles for loss and a sack at Maryland (Nov. 23) ... had two solo takedowns at Syracuse (Nov. 30).

2012: Appeared in nine games ... totaled 20 tackles (15 solo) ... participated in 238 snaps ... season-high 65 snaps and career-high eight tackles vs. Miami (Sept. 1) ... registered a solo tackle at Northwestern (Sept. 15) ... tallied seven solo tackles against Clemson (Sept. 29) ... recorded solo tackles against Army (Oct. 6), Maryland (Oct. 27) and Notre Dame (Nov. 10) ... notched an assisted tackle vs. Virginia Tech (Nov. 17).

2011: Played in nine games ... Totaled eight tackles on the season, including four unassisted ... notched two takedowns, one solo, against NC State (Nov. 12) ... recorded two tackles, including a solo at Maryland (Oct. 29) ... made one tackle and hurried the quarterback against Virginia Tech (Oct. 22) ... recorded two solo tackles against UMass, registering the first of his collegiate career (Sept. 24).

HIGH SCHOOL: Earned New York State Class C Player of the Year honors from the New York State High School Football Coaches Association as a senior running back/safety at Chatham Central ... gained Co-Player of the Year honors in 2009 ... was a two-time Small School Offensive Player of the Year ... ran for 1,721 yards and 21 touchdowns as a senior; made 79 tackles and four interceptions on defense ... led the Panthers to the Class C South title ... rushed for 2,089 yards and 36 touchdowns on 168 carries as a junior; also made four catches for 78 yards and two touchdowns, returned a punt for a score, and a fumble for a touchdown ... played for head coach Mark Dwyer ... also competed on the school's basketball and track teams.

PERSONAL: Joshua Keyes, born Jan. 23, 1993 ... enrolled as an English major in the College of Arts and Sciences ... is the recipient of The Hayes Family Scholarship Fund ... Josh is one of Margo and Clifford Keyes' six children.

70 AARON KRAMER



OL | GR | 6-7 | 293

Duxbury, Mass.
Duxbury
B.A. – History '14

2013: Saw action in nine games ... listed as the back-up right guard in each week.

2012: Appeared in three games – Maine (Sept. 8), at Florida State (Oct. 13) and at NC State (Nov. 24) ... played in 18 snaps on the year ... saw time in a season-high 10 plays against Maine, six plays at Florida State, and two plays at NC State.

2011: Played in three games – at UCF (Sept. 10), Massachusetts (Sept. 24) and at Clemson (Oct. 8) ... contested 22 snaps on the season ... competed in three plays at UCF, 12 plays against Massachusetts, and seven plays at Clemson.

HIGH SCHOOL: Selected to the 2009 Super 26 All-State Team by the Massachusetts Football Coaches Association ... earned All-Scholastic honors from the *Boston Globe*, *Boston Herald* and *Patriot Ledger* as a senior offensive guard at Duxbury High School ... was a two-way lineman for the Dragons ... led Duxbury to victory in the 2008 Eastern Massachusetts Division 2A Super Bowl ... played for head coach Dave Maimaron ... also played on the school's basketball team.

PERSONAL: Aaron Patrick Kramer, born Oct. 7, 1991 ... earned a bachelor's degree from the College of Arts and Sciences in May 2014 ... is the recipient of the Armond Colombo Endowed Football Scholarship Fund ... Aaron is the middle of Mary and Patrick Kramer's three sons.

RETURNING PLAYERS

30 JOEY LAUNCEFORD



K | SR | 5-10 | 190

Seattle, Wash.
O'Dea
Major: Theology

2013: Did not see any game action.

2012: Did not participate in any games ... earned Athletics Director's Award for Academic Achievement honors.

2011: Did not see any game action ... joined the team as a walk-on for 2011 preseason practice.

HIGH SCHOOL: Earned Metro All-League second-team honors as a junior and senior kicker at O'Dea High School ... played for head coach Monte Kohler ... also starred on the Irish soccer team, gaining All-League honors three times.

PERSONAL: Joseph Patrick Launceford, born March 12, 1993 ... an excellent student who was valedictorian of his high school class ... enrolled as a theology major in the College of Arts and Sciences ... Joey and his two younger sisters are the children of Karen and John Launceford.

48 NICK LIFKA



DL | SR | 6-2 | 284

Naperville, Ill.
Naperville North
Major: Marketing

Lifka's Career Highs

Tackles: 4, at New Mexico State, Nov. 9, 2013 (1-3)

Tackles for loss: 5, at New Mexico State, Nov. 9, 2013 (0-0)

Lifka's Career Statistics

	G	UA	A	TAC	SAC	TFL	FF	FR	PBU	INT
2012	4	0	0	0	0-0	0.0-0	0	0	0	0
2013	8	2	4	6	0-0	0.5-2	0	0	0	0
Total	12	2	4	6	0-0	0.5-2	0	0	0	0

NOTES: Earned the Boston College Scout Team Award as a true freshman in 2011.

2013: Saw action in eight games on the defensive line ... registered six tackles, including two solo tackles and 0.5 tackles for loss ... made his season debut in the team's 48-27 home win over Army (Oct. 5).

2012: Appeared in four games ... totaled a season-high 12 snaps at Northwestern (Sept. 15).

HIGH SCHOOL: Earned all-state honors as a junior and senior linebacker at Naperville North ... was twice named DuPage Valley Conference Defensive Player of the Year ... was a three-time all-conference first-team selection ... also captured all-county and all-area honors in 2009 and 2010 ... gained ESPNChicago.com Illinois Defensive Player of the Year accolades in 2010 ... recorded 168 tackles (113 solo), 13 tackles for loss, four sacks, three forced fumbles, three fumble recoveries and two interceptions as a senior ... made 116 stops (67 solo), including 15 tackles for loss in 2009; completed his three-year varsity career with 373 tackles ... was a two-year team captain ... played for head coach Sean Drendel ... selected to play in USA Football's Team USA vs. Team World game (February 2011, in Austin, Texas) ... also starred on the Huskies lacrosse team.

PERSONAL: Nicholas John Lifka, born Jan. 7, 1993 ... enrolled as a marketing major in the Carroll School of Management ... is the recipient of The Chambers Family Scholarship for Football ... Nick is the middle of Jeanine and Wells Lifka's three children.

99 BRIAN MIHALIK



DL | SR | 6-9 | 295

Avon Lake, Ohio
Avon Lake
Major: Marketing

Mihalik's Career Highs

Tackles: 7, at Syracuse, Nov. 30, 2013 (5-2)

Sacks: 1.0, 4 times

Tackles for loss: 1.5, at Syracuse, Nov. 30, 2013 (1-0); Wake Forest, Sept. 6, 2013 (1-0)

Fumbles forced: 1, at Syracuse, Nov. 30, 2013; at Southern Cal, Sept. 14, 2013; Clemson, Sept. 29, 2012

Pass breakups: 2, Clemson, Sept. 29, 2012

Mihalik's Career Statistics

	G	UA	A	TAC	SAC	TFL	FF	FR	PBU	INT
2011	9	1	5	6	1-11	1.0-11	0	0	2	0
2012	9	10	12	22	1-16	3.5-20	1	0	3	0
2013	13	16	11	27	2-11	6.0-19	2	0	1	0
Total	31	27	28	55	4-38	10.5-50	3	0	6	0

Mihalik's Career Game-by-Game Statistics

2013	UA	A	TAC	SAC	TFL	FF	FR	PBU	INT	Blkd
Villanova	0	2	2	0.0	0-0	0	0	0	0	0
Wake Forest	1	1	2	1.0-10	1.0-10	0	0	0	0	0
Southern Cal	1	1	2	0.0	0-0	1	0	0	0	0
Florida State	0	0	0	0.0	0-0	0	0	0	0	0

99 BRIAN MIHALIK

Continued ...

2013	UA	A	TAC	SAC	TFL	FF	FR	PBU	INT	Blkd
Army	1	0	1	0.0	0-0	0	0	0	0	0
Clemson	2	0	2	0.0	0-0	0	0	1	0	0
North Carolina	1	0	1	0.0	0-0	0	0	0	0	0
Virginia Tech	1	1	2	0.0	1.0-1	0	0	0	0	0
New Mexico St.	0	2	2	0.0	0-0	0	0	0	0	0
NC State	2	0	2	0.0	0-0	0	0	0	0	0
Maryland	2	0	2	1.0-1	1.0-1	0	0	0	0	0
Syracuse	5	2	7	0.0	1.5-4	1	0	0	0	0
Arizona	0	2	2	0.0	0-0	0	0	0	0	0

2012	UA	A	TAC	SAC	TFL	FF	FR	PBU	INT
Miami	0	2	2	0.0	0.0	0	0	1	0
Maine	2	1	3	0.0	1.0-2	0	0	1	0
Northwestern	3	2	5	0.0	1.0-1	0	0	0	0
Clemson	3	1	4	1-16	1-16	1	0	2	0
Army	0	0	0	0.0	0.0	0	0	0	0
Maryland	1	1	2	0.0	0.0	0	0	0	0
Wake Forest	1	5	6	0.0	0.5-1	0	0	0	0
Notre Dame	0	0	0	0.0	0.0	0	0	0	0
NC State	0	0	0	0.0	0.0	0	0	0	0

2011	UA	A	TAC	SAC	TFL	FF	FR	PBU	INT
UMass	0	1	1	0.0	0.0	0	0	0	0
Wake Forest	0	0	0	0.0	0.0	0	0	0	0
Clemson	1	0	1	1-11	1-11	0	0	0	0
Virginia Tech	0	1	1	0.0	0.0	0	0	0	0
Maryland	0	0	0	0.0	0.0	0	0	1	0
Florida State	0	0	0	0.0	0.0	0	0	0	0
NC State	0	1	1	0.0	0.0	0	0	1	0
Notre Dame	0	2	2	0.0	0.0	0	0	0	0
Miami	0	0	0	0.0	0.0	0	0	0	0

2013: Saw action in all 13 games ... finished the season with 27 tackles, including 10 solo tackles, six tackles for loss and two sacks ... recorded two forced fumbles and one pass break-up ... tallied a single-game season-high seven tackles, including five solo tackles, 1.5 tackles for loss and one forced fumble at Syracuse (Nov. 30) ... recorded two tackles, including 1.5 tackles for loss and one sack for a loss of 10 yards, in the team's 24-10 home win over Wake Forest (Sept. 6) ... registered one tackle for loss in wins over Virginia Tech (Nov. 2) and at Maryland (Nov. 23).

2012: Played in nine games ... started at defensive end in two games - Miami (Sept. 1) and Clemson (Sept. 29) ... missed three games because of injury ... totaled 22 tackles (10 solo), 3.5 tackles for loss, a sack and three pass breakups on the season ... contested 327 snaps on the year, including a season-high 82 snaps against Clemson ... recorded four

tackles (three solo), a sack, a forced fumble, and two pass break-ups against the Tigers ... sacked Clemson's Tajh Boyd for a 16-yard loss in the third quarter and forced a Boyd fumble in the fourth quarter ... tallied a career-high six tackles (0.5 for loss) at Wake Forest (Nov. 3) ... made five tackles (1.0 for loss) at Northwestern (Sept. 15).

2011: Played the final nine games of the season ... recorded six tackles and two pass breakups ... assisted with two stops at Notre Dame (Nov. 19) ... contributed on one tackle and broke up one pass against NC State (Nov. 12) ... tallied first career sack for a loss of 11 yards against Clemson (Oct. 8) ... recorded his first career tackle against UMass (Sept. 24) in first collegiate game.

HIGH SCHOOL: Earned All-Ohio Division II second-team honors and All-Northeast District first-team honors as a senior defensive lineman at Avon Lake ... also gained all-county and All-Southwestern Conference first-team accolades ... registered 13 sacks in 2010; scored two touchdowns, returned an interception for a score, recovered a fumble and raced 46 yards for a touchdown ... also saw time at tight end for the Shoremen ... played for head coach Dave Dlugosz ... played in the 66th Annual Ohio North-South Classic in Ohio Stadium.

PERSONAL: Brian Jeffrey Mihalik, born Aug. 21, 1992 ... enrolled as a marketing major in the Carroll School of Management ... is the recipient of The Orrie T. Scarminach '71 Memorial Athletics Scholarship Fund ... Brian is the middle of Michelle and John Mihalik's three children; his father played fullback at Boston College (Class of 1986).

28 MATT MILANO



S | SO | 6-1 | 220

Orlando, Fla.

Dr. Phillips

Major: Communications

Milano's Career Highs

All-purpose yards: 3, at Maryland, Nov. 23, 2013

Punt return yards: 3, at Maryland, Nov. 23, 2013

Long punt return: 3, at Maryland, Nov. 23, 2013

Tackles: 2, NC State, Nov. 16, 2013 (2-0)

Milano's Career Statistics

	G	UA	A	Total	TFL	Yds	PD	FF	FR	Blkd
2013	13	4	1	5	0.0	0	0	0	0	0
Total	13	4	1	5	0.0	0	0	0	0	0

Milano's Career Game-by-Game Statistics

2013	UA	A	TAC	SAC	TFL	FF	FR	PBU	INT	Blkd
Villanova	0	0	0.0	0-0	0	0	0	0	0	0

RETURNING PLAYERS

28 MATT MILANO

Continued ...

2013	UA	A	TAC	SAC	TFL	FF	FR	PBU	INT	Blkd
Wake Forest	0	0	0	0.0	0-0	0	0	0	0	0
Southern Cal	0	0	0	0.0	0-0	0	0	0	0	0
Florida State	0	0	0	0.0	0-0	0	0	0	0	0
Army	0	0	0	0.0	0-0	0	0	0	0	0
Clemson	0	0	0	0.0	0-0	0	0	0	0	0
North Carolina	1	0	1	0.0	0-0	0	0	0	0	0
Virginia Tech	0	0	0	0.0	0-0	0	0	0	0	0
New Mexico St.	0	1	1	0.0	0-0	0	0	0	0	0
NC State	2	0	2	0.0	0-0	0	0	0	0	0
Maryland	1	0	1	0.0	0-0	0	0	0	0	0
Syracuse	0	0	0	0.0	0-0	0	0	0	0	0
Arizona	0	0	0	0.0	0-0	0	0	0	0	0

2013: Appeared in 13 games as a true freshman ... finished the season with five tackles, including four solo tackles ... notched two tackles against NC State (Nov. 16) ... made his collegiate debut in the team's season-opening home win over Villanova (Aug. 31).

HIGH SCHOOL: Earned *Orlando Sentinel* and Brighthouse Sports Network Central Florida Defensive Player of the Year honors as a senior ... earned 8A all-state first-team honors ... earned All-Metro Conference honors and Florida Athletic Coaches Association District 10 (Orange, Osceola counties) All-District honors in 2012 ... served as team captain ... registered 100 tackles, including 18 tackles for loss and three sacks as a senior ... earned 8A all-state third-team honors as a junior ... played for head coach Rodney Wells.

PERSONAL: Matthew Vincent Milano ... enrolled as a communications major in the College of Arts and Sciences ... is the recipient of The Joseph Ramos, M.D. '77 Football Scholarship Fund ... Matthew and his siblings, Gina and Michael, are the children of Janet and Mike Milano.

87 MALACHI MOORE



DE | JR | 6-7 | 274

Hackettstown, N.J.

Pope John XXIII

Major: English

Moore's Career Highs

Tackles: 2, at Florida State, Oct. 13, 2012 (2-0)

Sacks: 1.0, at Florida State, Oct. 13, 2012 (1-0)

Tackles for loss: 1.0, at Florida State, Oct. 13, 2012 (1-0)

87 MALACHI MOORE

Continued ...

Moore's Career Statistics

	G	UA	A	Total	TFL	SAC	PD	FF	FR	INT
2012	6	3	1	4	1.0-6	1.0-6	0	0	0	0
2013	Did not play									
Total	6	3	1	4	1.0-6	1.0-6	0	0	0	0

Moore's Career Game-by-Game Statistics

2012	UA	A	TAC	SAC	TFL	FF	FR	PBU	INT
Florida State	2	0	2	1.0-6	1.0-6	0	0	0	0
Georgia Tech	0	1	1	0.0	0.0	0	0	0	0
Maryland	0	0	0	0.0	0.0	0	0	0	0
Notre Dame	1	0	1	0.0	0.0	0	0	0	0
Virginia Tech	0	0	0	0.0	0.0	0	0	0	0
NC State	0	0	0	0.0	0.0	0	0	0	0

2013: Did not see any game action.

2012: Played in six of the team's last seven games ... competed in 66 plays on defense and special teams on the season ... made two solo tackles including a sack of E.J. Manuel for a loss of six yards in his collegiate debut at Florida State (Oct. 13) ... recorded a solo stop against Notre Dame (Nov. 10).

HIGH SCHOOL: Earned second-team all-state honors from the *Newark Star-Ledger* as a senior defensive lineman ... recognized as an All-Non-Public first-team selection and as an All-West Jersey selection in 2011 ... recorded 60 tackles, 14 sacks and five forced fumbles as a senior ... helped lead the Lions to a 10-1 record and a berth in the playoffs as a junior ... played for the late Vic Paternostro and Brian Carlson at Pope John ... also played basketball for the Lions.

PERSONAL: Malachi James Moore, born Nov. 21, 1993... enrolled as an English major in the College of Arts and Sciences ... is the recipient of The Moores Family Scholarship Fund ... Malachi is the son of Boris and the late Karen Moore; has one older sister, Vanessa, who played basketball at Georgetown from 2009-13.

39 ATEM NTANTANG


CB | R-FR | 5-11 | 188

 Purcellville, Va.
 Woodgrove
 Major: Computer Science

2013: Did not see any game action.

HIGH SCHOOL: Earned first-team All-Dulles district, all-region II, and all-state honors as a senior ... gained 2012 *Washington Post* All-Met Second-Team accolades ... totaled 82 tackles, 15 passes defended and three interceptions as a senior ... rushed for more than 900 yards and 10 touchdowns as a junior ... played for head coaches Mike Skinner and Jerry Gordon ... also competed in track and field for the Wolverines, finished 6th in the VHSL AA State Championships.

PERSONAL: Atem Awa Ntantang ... born Oct. 13, 1995 ... enrolled as a computer science major in the College of Arts and Sciences ... Atem and his younger sister, M.K., and younger brother, A.T., are the children of Atem Samson and Edith Samson.

45 JOEL RICH


TE | R-FR | 6-3 | 255

 Paris, Ohio
 St. Thomas Aquinas
 Major: Undeclared

2013: Did not see any game action.

HIGH SCHOOL: Earned Associated Press All-State first-team honors as a senior ... registered 45 career receptions for 620 yards and 15 touchdowns ... tallied 213 career tackles, including 15 sacks, five forced fumbles and six fumble recoveries ... served as team captain ... earned Ohio Coaches Association All-Ohio All-Academic team honors ... earned all-county and all-district first-team honors as a junior ... played for head coach Tim Budd ... also was a four-year varsity letterwinner in track.

PERSONAL: Joel Rich ... enrolled as a business and finance major in the Carroll School of Management ... is the recipient of The Barry Gallup '69 Athletics Scholarship Fund ... Joel and his younger brothers, Nathan and Daniel, are the children of Cheryl and Jeff Rich.

38 GRIFF ROGAN


WR | SR | 6-1 | 184

 Garden City, N.Y.
 Chaminade
 Major: Economics

2013: Did not see any game action.

2012 Did not see any game action ... joined the team as a walk-on prior to spring practice.

HIGH SCHOOL: Captained Chaminade in 2009 ... helped lead the Flyers to a 4-6 record and a berth in the playoffs as a senior ... played for head coach Stephen Boyd.

PERSONAL: Griffith Daniel Rogan, born May 6, 1993 ... enrolled as an economics major in the College of Arts and Sciences ... Griff is the son of Vanessa and Brian Rogan; has one younger brother.

35 TYLER ROUSE


RB | SO | 5-8 | 194

 Baldwinsville, N.Y.
 Baker
 Major: Communications

Rouse's Career Highs

Points scored: 6, vs. Arizona, Dec. 31, 2013; at Southern Cal, Sept. 14, 2013

Touchdowns: 1, vs. Arizona, Dec. 31, 2013; at Southern Cal, Sept. 14, 2013

Rush attempts: 8, Villanova, Aug. 31, 2013

Rush yards: 54, vs. Arizona, Dec. 31, 2013 (6 carries)

Rush TDs: 1, vs. Arizona, Dec. 31, 2013; at Southern Cal, Sept. 14, 2013

Long rush: 29, at Southern Cal, Sept. 14, 2013

Total offense attempts: 8, Villanova, Aug. 31, 2013 (8 rush, 0 pass)

Total offense yards: 54, vs. Arizona, Dec. 31, 2013 (54 rush, 0 pass)

All-purpose yards: 54, vs. Arizona, Dec. 31, 2013

Tackles: 1, vs. Arizona, Dec. 31, 2013 (0-1)

Rouse's Career Statistics

	G	Att	Yds	TD	Lg	Avg/C	Avg/G	Rec	Yds	Avg	TD	LG
2013	10	26	125	2	29	4.8	12.5	0	0	0.0	0	0
Total	10	26	125	2	29	4.8	12.5	0	0	0.0	0	0

Rouse's Career Game-by-Game Statistics

2013	Att	Yds	Avg	TD	LG	Rec	Yds	Avg	TD	LG
Villanova	8	14	1.8	0	6	0	0	0.0	0	0
Wake Forest	3	6	2.0	0	3	0	0	0.0	0	0

RETURNING PLAYERS

35 TYLER ROUSE

Continued ...

2013	Att	Yds	Avg	TD	LG	Rec	Yds	Avg	TD	LG
Southern Cal	3	38	12.7	1	29	0	0	0.0	0	0
North Carolina	3	6	2.0	0	3	0	0	0.0	0	0
Virginia Tech	0	0	0.0	0	0	0	0	0.0	0	0
New Mexico St.	0	0	0.0	0	0	0	0	0.0	0	0
NC State	0	0	0.0	0	0	0	0	0.0	0	0
Maryland	0	0	0.0	0	0	0	0	0.0	0	0
Syracuse	3	7	2.3	0	3	0	0	0.0	0	0
Arizona	6	54	9.0	1	20	0	0	0.0	0	0

2013: Saw action in 10 games ... registered 26 rushing attempts for 125 yards and two touchdowns ... made his collegiate debut in the team's season-opening home win over Villanova (Aug. 31); carried the ball eight times against the Wildcats ... recorded his first career touchdown – a 29-yard rush – against Southern California (Sept. 14) at L.A. Coliseum ... rushed six times for a season-high 54 yards and one touchdown at Syracuse (Nov. 30).

HIGH SCHOOL: Gatorade Player of the Year for New York as a senior ... named Player of the Year by the New York State Sportswriters Association ... featured in *Sports Illustrated's* "Faces in the Crowd" ... rushed for 2,977 yards on 333 carries (8.9 yards per carry) and had 45 touchdowns in 2012 ... career totals of 6,941 rushing yards on 807 carries (8.6 yards per carry) ... played for head coach Carl Sanfilippo.

PERSONAL: Tyler Rouse ... enrolled as a communications major in the College of Arts and Sciences ... is the recipient of The Marianne T. and Kevin P. Meenan Family Scholarship Fund ... Tyler is the son of Amy Rouse.

27 JUSTIN SIMMONS



DB | JR | 6-3 | 198

Stuart, Fla.
Martin County
Major: Communications

Simmons' Career Highs

- All-purpose yards:** 2, Maryland, Oct. 27, 2012
- Interceptions:** 1, Maryland, Oct. 27, 2012
- Long interception return:** 2, Maryland, Oct. 27, 2012
- Tackles:** 8, at Wake Forest, Nov. 3, 2012 (3-5)
- Tackles for loss:** 1.0, NC State, Nov. 16, 2013 (1-0)
- Fumbles forced:** 1, at Army, Oct. 6, 2012; Maine, Sept. 8, 2012
- Pass breakups:** 1, 7 times

27 JUSTIN SIMMONS

Continued ...

Simmons' Career Statistics

	G	UA	A	Total	TFL	Sacks	FF	FR	PBU	INT
2012	12	31	21	52	0.0-0	0.0-0	2	0	5	1-2
2013	13	22	12	34	1.0-6	0.0-0	0	1	3	0
Total	25	53	33	86	1.0-6	0.0-0	2	1	8	1-2

Simmons' Career Game-by-Game Statistics

2013	UA	A	TAC	SAC	TFL	FF	FR	PBU	INT	Bkd
Villanova	0	0	0	0.0	0-0	0	0	0	0	0
Wake Forest	0	0	0	0.0	0-0	0	0	0	0	0
Southern Cal	0	0	0	0.0	0-0	0	0	0	0	0
Florida State	0	0	0	0.0	0-0	0	0	0	0	0
Army	2	3	5	0.0	0-0	0	0	0	0	0
Clemson	0	0	0	0.0	0-0	0	0	0	0	0
North Carolina	2	2	4	0.0	0-0	0	0	1	0	0
Virginia Tech	1	1	2	0.0	0-0	0	0	0	0	0
New Mexico St.	2	2	4	0.0	0-0	0	0	0	0	0
NC State	2	0	2	0.0	1.0-6	0	0	1	0	0
Maryland	3	3	6	0.0	0-0	0	0	1	0	0
Syracuse	4	1	5	0.0	0-0	0	1-2	0	0	0
Arizona	6	0	6	0.0	0-0	0	0	0	0	0

2012	UA	A	TAC	SAC	TFL	FF	FR	PBU	Blks	INT
Miami	0	0	0	0.0-0	0.0-0	0	0	0	0	0
Maine	3	0	3	0.0-0	0.0-0	1	0	0	0	0
Northwestern	0	1	1	0.0-0	0.0-0	0	0	0	0	0
Clemson	1	0	1	0.0-0	0.0-0	0	0	0	0	0
Army	3	1	4	0.0-0	0.0-0	1	0	0	0	0
Florida State	2	4	6	0.0-0	0.0-0	0	0	0	0	0
Georgia Tech	2	1	3	0.0-0	0.0-0	0	0	1	0	0
Maryland	4	3	7	0.0-0	0.0-0	0	0	1	0	1
Wake Forest	3	5	8	0.0-0	0.0-0	0	0	0	0	0
Notre Dame	7	0	7	0.0-0	0.0-0	0	0	0	0	0
Virginia Tech	4	1	5	0.0-0	0.0-0	0	0	1	0	0
NC State	2	5	7	0.0-0	0.0-0	0	0	1	0	0

2013: Appeared in all 13 games ... recorded 34 tackles, including 22 solo tackles, and three pass break-ups ... registered six tackles and one pass break-up in the team's 29-26 win at Maryland (Nov. 23) ... tallied six solo tackles and one fumble recovery against Arizona (Dec. 31) at the AdvoCare v100 Independence Bowl in Shreveport, La. ... recorded five tackles against Army (Oct. 5) ... tallied four tackles at North Carolina (Oct. 26) and New Mexico State (Nov. 9).

2012: Appeared in all 12 games ... started six games at free safety, one at cornerback ... ranked seventh on the team with 52 tackles ... tied for the team lead with two forced fumbles ... posted three tackles and a forced fumble against

Maine (Sept. 8) ... registered four tackles and forced a fumble at Army (Oct. 6) ... notched six tackles against Florida State (Oct. 13) ... recorded three tackles and a pass break-up at Georgia Tech (Oct. 20) ... tallied seven tackles, a pass break-up, and first career interception vs. Maryland (Oct. 27) ... career-high eight tackles at Wake Forest (Nov. 3) ... recorded seven solo stops against Notre Dame (Nov. 10) ... posted five tackles and one pass break-up against Virginia Tech (Nov. 17) ... registered seven tackles and a pass break-up at NC State (Nov. 24).

HIGH SCHOOL: Earned All-Area Defensive Player of the Year honors from *Scripps Treasure Coast Newspapers* ... named second-team All-State as a senior ... recognized as First-Team All-Area in 2010-11; received honorable mention as a sophomore ... played in the Palm Beach County-Treasure Coast Senior All-Star Game and had an interception ... hailed as the 2011 Impact Player of the Year by Next Level Sports Scouting ... totaled 24 career interceptions; returned two for touchdowns ... recorded 80 tackles and four interceptions as a senior ... registered 496 receiving yards and five touchdowns on 25 catches to go along with 275 rushing yards and two touchdowns on 36 carries in 2011 ... amassed 70 tackles and seven interceptions as a junior ... hauled in 15 receptions for 390 yards and six touchdowns in 2010 ... helped lead the Tigers to an 8-4 record and a berth in the playoffs as a senior ... Martin County's Team MVP and Offensive Player of the Year as a senior ... played for head coach Chuck Kenyon; served as captain for two seasons ... led the Tigers basketball team to district championships in 2010-11; regional finalists as a senior ... averaged 15.2 points and 11.5 rebounds per game; amassed 47 blocks ... named to Treasure Coast All-Star Team in 2012 ... achieved honor roll throughout tenure at Martin County ... also active as a Safe School Ambassador, Best Buddies mentor, high school ministry and Pop Warner football coach.

PERSONAL: Justin Simmons, born on Nov. 19, 1993, in Manassas, Va. ... enrolled as a communications major in the College of Arts and Sciences ... is the recipient of The Leber Family Football Scholarship ... Justin is the son of Kimberly and Victor Simmons; has two younger siblings, Nate and Tristan.

53 LEONARD SKUBAL



LS | JR | 5-10 | 201
Deerfield Beach, Fla.
St. Thomas Aquinas
Major: Marketing

Skubal's Career Statistics

	G	UA	A	Total	TFL	Yds	PD	FF	FR	Blkd
2013	11	2	1	3	0.0	0	0	0	0	0
Total	11	2	1	3	0.0	0	0	0	0	0

2013: Served as the team's starting long-snapper in all 13 games ... registered three tackles (two solo, one assisted).

HIGH SCHOOL: Earned All-Broward County honorable mention as a senior linebacker and long snapper ... competed at linebacker and long snapper for coach Rocco Casullo at the national powerhouse St. Thomas Aquinas ... amassed 98 tackles and two interceptions - one pick came in a nationally televised show down between the No. 2 Raiders and No. 3 De La Salle (Calif.) ... as a senior, was third on team with 37.0 (32-10) tackles and second with two interceptions; registered 5.5 tackles for loss and one sack ... participated in an all-star game ... recipient of the Marine Corps Honor for courage and strength ... earned Dean's Honor Roll recognition.

PERSONAL: Leonard James Skubal, born July 21, 1993, in Boca Raton, Fla. ... enrolled as a marketing major in the Carroll School of Management ... is the recipient of The Mary M. and William H. Sullivan, Jr. '37 Scholarship Fund ... Leonard is the son of Carol and John; has a younger sister, Maryann.

30 MIKE STRIZAK



LB | JR | 6-2 | 229
Fair Lawn, N.J.
Don Bosco Prep
Major: Marketing

Strizak's Career Highs

Tackles: 3, at Southern Cal, Sept. 14, 2013 (0-3)

Strizak's Career Statistics

	G	UA	A	Total	TFL	Yds	PD	FF	FR	Blkd
2013	10	1	4	5	0.0	0	0	0	0	0
Total	10	1	4	5	0.0	0	0	0	0	0

2013: Saw action in 10 games on defense and on special teams; missed one game (at North Carolina) because of in-

RETURNING PLAYERS

jury ... registered three tackles at Southern California (Sept. 14).

HIGH SCHOOL: Earned Army All-America accolades and All-North Jersey first-team honors as a senior linebacker ... took home MSG Varsity All-Metro accolades in 2011 ... named a second-team all-state selection as a junior ... recorded 72 tackles, 16 tackles for loss and 13 sacks in 2011 ... returned three fumbles for touchdowns, setting a single-season school record as a senior ... recorded 12 tackles for loss and nine sacks as a junior ... helped lead the Ironmen to undefeated seasons in 2009, 2010 and 2011; captured high school national championships as a sophomore and senior ... played for head coach Greg Toal.

PERSONAL: Michael Steven Strizak, born Dec. 14, 1993 ... enrolled as a marketing major in the Carroll School of Management ... is the recipient of The John F. O'Hagan Memorial Football Scholarship ... Mike and his older brother, Matthew, are the children of Pamela Coles and Steven Strizak.

10 BOBBY SWIGERT



WR | SR | 6-0 | 197

Louisville, Ohio
Louisville
Major: Economics

Swigert's Career Highs

Points scored: 6, 8 times

Touchdowns: 1, 8 times

Rush attempts: 1, Notre Dame, Nov. 10, 2012; Clemson, Sept. 29, 2012

Rush yards: 9, Notre Dame, Nov. 10, 2012 (1 carries)

Long rush: 9, Notre Dame, Nov. 10, 2012

Pass attempts: 1, at Syracuse, Nov. 27, 2010; at Wake Forest, Nov. 3, 2012; Clemson, Sept. 29, 2012

Pass completions: 1, at Wake Forest, Nov. 3, 2012; Clemson, Sept. 29, 2012

Pass yards: 28, Clemson, Sept. 29, 2012

Pass TDs: 1, at Wake Forest, Nov. 3, 2012

Long pass: 28, Clemson, Sept. 29, 2012

Receptions: 9, Wake Forest, Oct. 1, 2011

Receiving yards: 137, Notre Dame, Oct. 2, 2010 (7 receptions)

Receiving TDs: 1, 8 times

Long reception: 63, Maryland, Oct. 23, 2010

Total offense attempts: 2, Clemson, Sept. 29, 2012 (1 rush, 1 pass)

Total offense yards: 36, Clemson, Sept. 29, 2012 (8 rush, 28 pass)

All-purpose yards: 160, Notre Dame, Oct. 2, 2010

Punt returns: 3, at Notre Dame, Nov. 19, 2011

Punt return yards: 22, at Miami (Fla.), Nov. 25, 2011 (2 returns)

Long punt return: 14, at Notre Dame, Nov. 19, 2011; at Miami (Fla.), Nov. 25, 2011

10 BOBBY SWIGERT

Continued ...

Kick returns: 4, vs. Nevada, Jan. 9, 2011

Kick return yards: 106, vs. Nevada, Jan. 9, 2011 (4 returns)

Long kick return: 40, vs. Nevada, Jan. 9, 2011

Tackles: 1, Notre Dame, Oct. 2, 2010 (0-1); at Maryland, Oct. 29, 2011 (1-0)

Swigert's Career Statistics

	G	Rec	Yds	Avg	TD	LG	Car	Yds	TD	LG	C-Att	Int
2010	13	39	504	12.9	4	63	0	0	0	0	0	0-0-0
2011	12	44	470	10.7	3	37	0	0	0	0	0	0-0-0
2012	7	23	288	12.5	1	33	2	17	0	9		2-2-0
2013	Did not play											
Total	32	106	1,262	11.9	8	63	2	17	0	9		2-2-0

Swigert's Career Statistics

	Yds	TD	LG
2010	0	0	0
2011	0	0	0
2012	40	1	28
2013	Did not play		
Total	40	1	28

Swigert's Career Return Statistics

	KR	Yds	Avg	TD	LG	PR	Yds	Avg	TD	LG
2010	7	163	23.3	0	40	5	21	4.2	0	10
2011	3	59	19.7	0	25	12	77	6.4	0	14
2012	0	0	0.0	0	0	1	3	3.0	0	3
Totals	10	222	22.2	0	40	18	101	5.6	0	14

Swigert's Career Game-by-Game Statistics

2012	Rec	Yds	Avg	TD	LG	Att	Yds	Avg	TD	LG
Clemson	2	27	13.5	0	23	1	8	8.0	0	8
Army	4	46	11.5	0	18	0	0	0.0	0	0
Florida State	5	66	13.2	1	19	0	0	0.0	0	0
Georgia Tech	4	60	15.0	0	24	0	0	0.0	0	0
Maryland	1	5	5.0	0	5	0	0	0.0	0	0
Wake Forest	4	61	15.3	0	33	0	0	0.0	0	0
Notre Dame	3	23	7.7	0	10	1	9	9.0	0	9

2012 C-Att-Int Yds TD LG

Clemson	1-1-0	28	0	28
Army	0-0-0	0	0	0
Florida State	0-0-0	0	0	0
Georgia Tech	0-0-0	0	0	0
Maryland	0-0-0	0	0	0
Wake Forest	1-1-0	12	1	12
Notre Dame	0-0-0	0	0	0

2011 REC YDS AVG TD LG

Northwestern	5	68	13.6	0	26
Central Florida	3	39	13.0	0	19
Duke	3	27	9.0	0	13
UMass	3	21	7.0	0	12

10 BOBBY SWIGERT

Continued ...

2011	REC	YDS	AVG	TD	LG
Wake Forest	9	38	4.2	0	9
Clemson	7	93	13.3	1	24
Virginia Tech	0	0	0.0	0	0
Maryland	1	5	5.0	0	5
Florida State	3	61	20.3	1	37
NC State	1	4	4.0	0	4
Notre Dame	5	47	9.4	1	19
Miami	4	67	16.8	0	24

2010	REC	YDS	AVG	TD	LG
Weber State	0	0	0.0	0	0
Kent State	3	44	14.6	1	23
Virginia Tech	2	22	11.0	0	13
Notre Dame	7	137	19.6	1	58
N.C. State	2	29	14.5	0	24
Florida State	2	38	19.0	0	29
Maryland	5	77	13.4	1	63
Clemson	4	26	6.5	0	12
Wake Forest	2	2	1.0	0	1
Duke	5	92	18.4	1	44
Virginia	1	9	9.0	0	9
Syracuse	3	18	6.0	0	14
Nevada	3	10	3.3	0	5

NOTES: Has registered 106 receptions for 1,262 yards and eight touchdowns in 32 games in his first three seasons ... sustained a season-ending knee injury on Nov. 10, 2012, against Notre Dame.

2013: Did not see any game action.

2012: Played in seven straight games (Clemson, Sept. 29 – Notre Dame, Nov. 10); missed the first three games of the season because of injury ... registered 23 receptions for 288 yards and one touchdown ... caught multiple passes in six (of seven) games, including a season-high five receptions for 66 yards and one touchdown at Florida State (Oct. 13) ... completed two passing attempts for 40 yards and one touchdown – a 12-yard pass to tight end Chris Pantale at Wake Forest (Nov. 3) ... sustained a season-ending knee injury against Notre Dame.

2011: Appeared in all 12 games ... recorded five starts – at Central Florida (Sept. 10), at No. 8 Clemson (Oct. 8), at No. 16 Virginia Tech (Oct. 22), vs. NC State (Nov. 12) and at

Miami (Nov. 25) ... led the team in receptions (44) and receiving touchdowns (3) ... finished the season ranked second in receiving yards (470) and average yards per game (39.2) ... also second on the team with 606 all-purpose yards ... caught seven passes for a season-high 93 yards and a touchdown in a 36-14 loss at No. 8 Clemson (Oct. 8) ... grabbed a career-high nine passes for 38 yards in a 27-19 loss to Wake Forest (Oct. 1) ... caught three passes for 61 yards and accounted for BC's only touchdown in a 38-7 loss to Florida State (Nov. 3) ... had five catches for 47 yards and a touchdown at No. 24 Notre Dame (Nov. 19) in a 16-14 loss ... registered five catches for 68 yards in a season-opening 24-17 loss to Northwestern (Sept. 3) ... member of the Biletnikoff Award Watch List.

2010: Appeared in all 13 games ... led the team with 39 receptions, 504 yards, four touchdowns and a 38.8 per game average ... became the Eagles' first true freshman to record a 100-yard game, doing so against Notre Dame ... led the team with five catches and 92 yards with a touchdown at Duke ... had four receptions for 26 yards against Clemson ... led all players with 77 yards receiving on five catches, adding a touchdown against Maryland ... recorded season highs with seven catches and 137 yards to go along with a touchdown vs. Notre Dame ... scored first collegiate touchdown against Kent State, totaling three receptions for 44 yards in the game.

HIGH SCHOOL: Earned All-Ohio second-team honors, All-District first-team honors and All-Northeastern Buckeye Conference first-team honors as a junior defensive back at Louisville High School; also played wide receiver for two years, before moving to quarterback for his senior campaign ... selected as the 2008 Army Iron Man of the Year as the best two-way player in the U.S. Army Cleveland Recruiting Battalion's northern Ohio recruiting territory ... captured All-Stark County accolades in his injury-shortened senior season ... completed 71 passes for 760 yards in four games in 2009, before being sidelined with a foot injury ... threw five touchdown passes in a 34-13 early-season win over North Canton Hoover ... helped the Leopards to advance to the regional finals (Region 7) in 2008 ... played for head coach Paul Farrah ... also played on the school's baseball team.

PERSONAL: Robert David Swigert, born Sept. 17, 1991 ... enrolled as an economics major in the College of Arts and Sciences ... earned 2011 All-ACC Academic Team honors ... is the recipient of The Jack Bicknell Sr. Scholarship Fund ... Bobby is the son of Kerry and David Swigert.

RETURNING PLAYERS

19 SEAN SYLVIA



DB | GR | 6-0 | 210

Dartmouth, Mass.
Cheshire Academy
B.A. – Human Development '14

Sylvia's Career Highs

All-purpose yards: 18, at Maryland, Oct. 29, 2011

Interceptions: 1, Villanova, Aug. 31, 2013; at Maryland, Oct. 29, 2011; Clemson, Sept. 29, 2012

Long interception return: 18, at Maryland, Oct. 29, 2011

Tackles: 17, at Army, Oct. 6, 2012 (11-6)

Tackles for loss: 1.0, three times

Fumbles forced: 1, at Clemson, Oct. 12, 2013

Pass breakups: 2, at Clemson, Oct. 8, 2011

Sylvia's Career Statistics

	G	UA	A	Total	TFL	Sacks	FF	FR	PBU	INT
2011	11	19	19	38	1.0-3	0.0-0	0	0	2	1-18
2012	12	52	34	86	1.5-5	0.0-0	0	0	4	1-0
2013	13	44	24	68	2.0-5	0.0-0	1	0	2	1-14
Total	36	115	77	192	4.5-13	0.0-0	1	0	6	3-32

Sylvia's Career Game-by-Game Statistics

2013	UA	A	TAC	SAC	TFL	FF	FR	PBU	INT	Blkd
Villanova	4	0	4	0.0	0-0	0	0	0	1-14	0
Wake Forest	5	3	8	0.0	0-0	0	0	0	0	0
Southern Cal	6	4	10	0.0	0-0	0	0	0	0	0
Florida State	1	2	3	0.0	0-0	0	0	0	0	0
Army	2	5	7	0.0	0-0	0	0	0	0	0
Clemson	6	2	8	0.0	0-0	1	0	0	0	0
North Carolina	5	1	6	0.0	0-0	0	0	0	0	0
Virginia Tech	4	2	6	0.0	0-0	0	0	0	0	1
New Mexico St.	2	1	3	0.0	0-0	0	0	0	0	0
NC State	1	0	1	0.0	1.0-3	0	0	0	0	0
Maryland	1	2	3	0.0	0-0	0	0	0	0	1
Syracuse	3	1	4	0.0	0-0	0	0	0	0	0
Arizona	4	1	5	0.0	1.0-2	0	0	0	0	0

2012	UA	A	TAC	SAC	TFL	FF	FR	PBU	Blks	INT
Miami	4	3	7	0.0	0.5-2	0	0	0	0	0
Maine	0	0	0	0.0	0.0	0	0	0	0	0
Northwestern	7	5	12	0.0	0.0	0	0	0	0	0
Clemson	10	2	12	0.0	0.0	0	0	0	0	1
Army	11	6	17	0.0	0.0	0	0	0	0	0
Florida State	1	6	7	0.0	0.0	0	0	0	0	0
Georgia Tech	3	2	5	0.0	0.0	0	0	1	0	0
Maryland	6	3	9	0.0	1.0-3	0	0	1	0	0
Wake Forest	2	4	6	0.0	0.0	0	0	0	0	0
Notre Dame	5	2	7	0.0	0.0	0	0	1	0	0
Virginia Tech	2	0	2	0.0	0.0	0	0	1	0	0
NC State	1	1	2	0.0	0.0	0	0	0	0	0

19 SEAN SYLVIA

Continued ...

2011	UA	A	TAC	SAC	TFL	FF	FR	PBU	INT
Northwestern	2	2	4	0.0	0.0	0	0	0	0
Central Florida	3	0	3	0.0	0.0	0	0	0	0
Duke	1	1	2	0.0	0.0	0	0	0	0
Wake Forest	3	1	4	0.0	0.0	0	0	0	0
Clemson	2	2	4	0.0	0.0	0	0	2	0
Virginia Tech	1	6	7	0.0	0.0	0	0	0	0
Maryland	2	0	2	0.0	0.0	0	0	0	1
Florida State	2	1	3	0.0	0.0	0	0	0	0
NC State	0	3	3	0.0	0.0	0	0	0	0
Notre Dame	2	3	5	0.0	0.0	0	0	0	0
Miami	1	0	1	0.0	0.0	0	0	0	0

2013: Started all 13 games at free safety ... ranked fourth on the team with 68 tackles; registered 44 solo tackles, 2.0 tackles for loss, one interception, one forced fumble and two pass break-ups ... tallied 10 tackles at Southern California (Sept. 14) ... recorded four unassisted tackles and an interception in the team's 24-14 home win against Villanova (Aug. 31) ... posted eight tackles against Wake Forest (Sept. 6) and at Clemson (Oct. 12) ... recorded one forced fumble against the Tigers ... posted seven stops against Army (Oct. 5) ... recorded back-to-back games of six tackles against North Carolina (Oct. 26) and Virginia Tech (Nov. 2) ... credited with one pass breakup against Virginia Tech and Maryland (Nov. 23).

2012: Played in all 12 games ... started seven games at cornerback, three at free safety ... ranked third on the team with 86 tackles ... totaled four pass break-ups ... recorded seven tackles, including 0.5 tackle for a loss, in the team's 41-32 season-opening home loss to Miami (Sept. 1) ... registered double-digit tackle games against Northwestern (12, Sept. 15), Clemson (12, Sept. 29) and at Army (17, Oct. 6) ... the 17 tackles at Army was a career-high ... hauled in an interception vs. Clemson ... posted seven tackles at Florida State (Oct. 13) ... recorded five stops against Georgia Tech (Oct. 20) ... nine tackles (one TFL) vs. Maryland (Oct. 27) ... notched seven tackles (five solo) against Notre Dame (Nov. 10) ... posted two tackles in the final two games of the season against Virginia Tech (Nov. 17) and NC State (Nov. 24).

2011: Appeared in 11 games ... registered two starts at strong safety – against Duke (Sept. 17) and at No. 8 Clemson (Oct. 8) ... finished the season with 38 tackles, two pass break-ups, an interception and a tackle for a loss ... notched a career-high seven tackles in a 30-14 loss at No. 16 Virginia Tech (Oct. 22) ... intercepted his first pass and had two tackles in a 28-17 win at Maryland (Oct. 29) ... had four tackles and a season-high two pass breakups in a 36-14 loss at

No. 8 Clemson (Oct. 8) ... recorded five tackles in a 16-14 loss at No. 24 Notre Dame (Nov. 19) ... credited with four tackles and a tackle for a loss in the season-opening 24-17 loss vs. Northwestern (Sept. 3).

HIGH SCHOOL: Earned NEPSAC All-New England Class B honors as a safety at Cheshire Academy in 2009; also gained All-Colonial League first-team accolades ... had 10 interceptions in nine games ... played for head coach Dan O'Dea ... was a four-year starter at quarterback at Dartmouth High School ... earned EMass Division I all-star honors as a senior in 2008 ... was a three-time Old Colony League all-star selection ... captured *Boston Globe* and *Boston Herald* All-Scholastic honors in 2007 ... also gained *New Bedford Standard-Times* Super Team honors ... finished with a 22-3 record leading the Indians ... served as team captain in 2008 ... played for head coach Rick White ... earned Offensive MVP honors for the victorious South team at the 2009 Shriners Football Classic ... also played basketball and tennis at Dartmouth.

PERSONAL: Sean Andrew Sylvia, born Oct. 8, 1990 ... enrolled as an applied psychology and human development major in the Lynch School of Education ... is the recipient of The Cannon Family Football Scholarship Fund ... Sean is the third of Carol Ann and Antone Sylvia's four children; his older sister is a BC alumna.

50 FRANK TAYLOR



OL | JR | 6-3 | 297

Warrington, Pa.
Archbishop Wood
Major: Marketing

2013: Saw action in two games ... made his collegiate debut at North Carolina (Oct. 26) ... also saw action against Arizona (Dec. 31) in the AdvoCare v100 Independence Bowl in Shreveport, La.

HIGH SCHOOL: Earned first-team all-state honors as a junior and senior offensive lineman at Archbishop Wood High School ... named to the 2012 Pennsylvania "Big 33" Team in 2011 ... garnered All-Catholic first-team honors as a sophomore, junior and senior ... captured All-EasternPAFootball.com 2011 Big School first-team accolades ... recognized as a first-team selection to PhillyBurbs.com's "Golden Teams" in 2011 ... blocked for a running game that averaged 229 rushing yards per game in 2010 ... helped lead the Vikings to a 14-1 record and a state title in 2011 after a 13-1 season and a District 12 AAA championship in 2010 ... played for head coach Steve Devlin.

PERSONAL: Francis Taylor, born Feb. 11, 1994, in Philadelphia, Pa. ... enrolled as a marketing major in the Carroll School of Management ... is the recipient of Paul G. Crotty '33 Memorial Scholarship Fund ... Frank is the youngest of Charlene and Francis' five children; has two brothers, Derek and Dayne, and two sisters, Brittney and Chelsey.

76 BOBBY VARDARO



OL | GR | 6-5 | 299

North Reading, Mass.
Phillips Andover
B.A. – Economics '14

NOTES: Three-year starter at left guard who has registered 32 career starts at the position.

2013: Started all 13 games at left guard ... key component of an offensive line that helped produce a rushing attack that averaged 212.5 yards per game, a mark good for second in the Atlantic Coast Conference and 20th among all teams in college football in 2013 ... anchored an offensive line that yielded a Heisman Memorial Trophy finalist and the Atlantic Coast Conference's first Doak Walker Award recipient in running back Andre Williams, who became the 16th player in FBS history to rush for 2,000 yards in the regular season ... the Eagles rushed for 100-plus yards in 11 games, 200-plus yards in six games, 300-plus yards in three games and 400-plus yards in one game (420 vs. NC State on Nov. 16) ... blocked for Andre Williams against NC State (Nov. 16); Williams' 339 rushing yards marked the most in ACC history ... the team averaged 5.5 yards per rush and a 142.83 passing efficiency.

2012: Started all 12 games at left guard ... totaled 884 snaps ... the Eagles rushed for 100-plus yards in four games ... blocked for Andre Williams' 99-yard touchdown against Army (Oct. 6), the longest rush in team history ... pass blocked against Miami (Sept. 1) as the Eagles recorded the sixth most passing yards in a single game (441) in team history ... the team tallied three 300-plus passing yard performances ... assisted in the 166-yard rushing attack against Maine (Sept. 8) ... closed out the season with back-to-back 100-plus rushing yard performances against Virginia Tech (167, Nov. 17) and NC State (199, Nov. 24).

2011: Appeared in all 12 games and started the final eight games of the season at left guard ... played 533 snaps ... the Eagles had six games with more than 100 yards rushing; including a 372-yard performance at Maryland (Oct. 29) ... blocked for Rolandan Finch against the Terrapins (Oct. 29); Finch's 243 rushing yards were the third greatest single-

RETURNING PLAYERS

game total in program history and most in the ACC since 2009 ... BC did not give up a sack and scored a season-high four rushing touchdowns vs. Maryland ... helped Montel Harris eclipse BC's rushing record with a 108-yard performance against Wake Forest (Oct. 1); Harris' career rushing total was 3,734 yards ... the Eagles threw for more than 200 yards in two games; 351 passing yards against Northwestern (Sept. 3) and 247 passing yards vs. Duke (Sept. 17).

HIGH SCHOOL: Earned NEPSAC All-New England Class A honors as a senior at Phillips Academy ... was a two-time *Eagle-Tribune* all-star as an offensive lineman; played both nose guard and offensive tackle for the Big Blue ... played for head coach Leon Modeste ... also competed on the school's track and field team; won the shot put and discus events at the 2010 New England Class A Prep School meet.

PERSONAL: Robert Emilio Vardaro, born Nov. 26, 1991 ... enrolled as an economics major in the College of Arts and Sciences ... is the recipient of The Cote Family Football Scholarship Fund II ... Bobby and his two older sisters are the children of Jacqui and Robert Vardaro.

15 JAMES WALSH



QB | R-FR | 6-1 | 201

Dublin, Ohio
Dublin Coffman
Major: Communications

2013: Did not see any game action.

HIGH SCHOOL: Threw for 2,038 yards and rushed for 558 yards as a senior ... registered a completion percentage of 60 percent with 46 total touchdowns in his last two seasons ... all-district and all-league in football and baseball ... captain of the football team as a senior ... three year letterman in football and four year letterman in baseball ... coached by Mark Crabtree.

PERSONAL: James Walsh, born Oct. 22, 1994 ... enrolled as a communications major in the College of Arts and Sciences ... is the recipient of The Wallace E. Carroll, Jr. '66 Athletics Scholarship Fund ... James and his older sister, Maggie, are the children of Bea and Kevin Walsh.

48 JAKE WILHELM



K | JR | 5-8 | 146

Amherst, Ohio
St. Edward
Major: Information Systems

2013: Did not see any game action.

2012: Did not see any game action.

HIGH SCHOOL: Kicked 11-of-13 field goal attempts with a long of 35 yards as a senior placekicker ... connected on 41 of 42 PATs in 2011 ... had six touchbacks as a senior ... helped lead the Eagles to a 15-0 record and a state title in 2010 ... part of the St. Edward's team that went 8-4 and reached the playoffs in 2011 ... played for head coach Rick Finotti.

PERSONAL: Jake Richard Wilhelm, born Aug. 25, 1993 ... enrolled as an information systems major in the Carroll School of Management ... Jake is the son of Polly and John Wilhelm; has three older sisters and one older brother.

9 DOMINIQUE WILLIAMS



DB | GR | 6-0 | 220

Brockton, Mass.
Brockton
B.A. – Communications '14

Williams' Career Highs

Receptions: 2, at Maryland, Nov. 23, 2013

Receiving yards: 15, at Maryland, Nov. 23, 2013 (2 receptions); Villanova, Aug. 31, 2013 (1 reception)

Long reception: 15, Villanova, Aug. 31, 2013

All-purpose yards: 15, at Maryland, Nov. 23, 2013; Villanova, Aug. 31, 2013

Kick returns: 1, NC State, Nov. 16, 2013

Tackles: 1, Notre Dame, Nov. 10, 2012 (1-0); at Georgia Tech, Oct. 20, 2012 (0-1)

Williams' Career Statistics

	G	UA	A	Total	TFL	Sacks	FF	FR	PBU	INT
2011	11	10	8	18	0.0-0	0-0	0	0	0	0-0
2012	9	5	2	7	0.0-0	0-0	0	0	0	0-0
2013	13	44	18	65	3.5-12	0-0	0	0	0	1-16
Total	33	59	28	90	3.5-12	0-0	0	0	0	1-16

Williams' Career Game-by-Game Statistics

2013	UA	A	TAC	SAC	TFL	FF	FR	PBU	INT	Bkd
Villanova	1	1	2	0.0	0-0	0	0	0	0	0
Wake Forest	1	2	3	0.0	0.5-2	0	0	0	0	0
Southern Cal	0	0	0	0.0	0-0	0	0	0	0	0

9 DOMINIQUE WILLIAMS

Continued ...

2013	UA	A	TAC	SAC	TFL	FF	FR	PBU	INT	Blk/d
Florida State	1	0	1	0.0	0-0	0	0	0	1-16	0
Army	4	2	6	0.0	0-0	0	0	0	0	0
Clemson	6	2	8	0.0	0-0	0	0	1	0	0
North Carolina	4	3	7	0.0	1.0-2	0	0	0	0	0
Virginia Tech	5	2	7	0.0	0-0	0	0	0	0	0
New Mexico St.	8	5	13	0.0	0-0	0	0	0	0	0
NC State	2	0	2	0.0	1.0-1	0	0	0	0	0
Maryland	4	1	5	0.0	0-0	0	0	0	0	0
Syracuse	2	0	2	0.0	0-0	0	0	0	0	0
Arizona	6	3	9	0.0	1.0-7	0	0	0	0	0

2012	UA	A	TAC	SAC	TFL	FF	FR	PBU	INT
Maine	1	0	1	0.0	0.0	0	0	0	0
Clemson	0	0	0	0.0	0.0	0	0	0	0
Army	0	1	1	0.0	0.0	0	0	0	0
Florida State	2	0	2	0.0	0.0	0	0	0	0
Georgia Tech	0	1	1	0.0	0.0	0	0	0	0
Wake Forest	0	0	0	0.0	0.0	0	0	0	0
Notre Dame	0	0	0	0.0	0.0	0	0	0	0
Virginia Tech	1	0	1	0.0	0.0	0	0	0	0
NC State	1	0	1	0.0	0.0	0	0	0	0

2011	UA	A	TAC	SAC	TFL	FF	FR	PBU	INT
Northwestern	2	0	0	0.0	0.0	0	0	0	0
Central Florida	1	0	1	0.0	0.0	0	0	0	0
Duke	1	1	2	0.0	0.0	0	0	0	0
UMass	3	2	5	0.0	0.0	0	0	0	0
Wake Forest	1	0	1	0.0	0.0	0	0	0	0
Clemson	1	1	2	0.0	0.0	0	0	0	0
Virginia Tech	0	2	2	0.0	0.0	0	0	0	0
Maryland	0	1	1	0.0	0.0	0	0	0	0
Florida State	0	0	0	0.0	0.0	0	0	0	0
NC State	0	0	0	0.0	0.0	0	0	0	0
Notre Dame	0	0	0	0.0	0.0	0	0	0	0

NOTES: Was awarded the Jay McGillis Memorial Scholarship in April 2014; McGillis was a starting defensive back who passed away from leukemia in 1992; the award is presented to a defensive back at halftime of the Eagles' spring game, which is played annually in his honor ... Williams' uncle Michael Williams was a teammate of McGillis' both at Brockton and Boston College.

2013: Appeared in 13 games ... finished the season with 65 tackles, including 44 solo tackles and 3.5 tackles for loss ... had one solo takedown and one interception – the first

of his collegiate career – against Florida State (Sept. 28) ... recorded four solo tackles and assisted on two against Army (Oct. 5) ... tallied eight tackles (six solo) and one pass breakup at Clemson (Oct. 12) ... notched seven tackles (four solo) and one tackle for loss at North Carolina (Oct. 26) ... tallied five solo takedowns and assisted on two against Virginia Tech (Nov. 2) ... charted a career-high 13 tackles – eight solo and five assisted – along with one tackle for loss at New Mexico State (Nov. 9) ... logged two solo takedowns against NC State (Nov. 16) ... totaled five tackles (four solo) at Maryland (Nov. 23) ... posted two solo tackles at Syracuse (Nov. 30).

2012: Appeared in nine games ... finished the season with seven tackles (five solo) ... played in 103 snaps ... recorded a tackle in games against Maine (Sept. 8), Army (Oct. 6), Georgia Tech (Oct. 20), Virginia Tech (Nov. 17) and NC State (Nov. 24) ... tallied a season-high two tackles at Florida State (Oct. 13) while playing in 25 snaps.

2011: Played in 11 games ... recorded five starts – at Central Florida (Sept. 10), vs. Duke (Sept. 17), vs. Wake Forest (Oct. 1), at Maryland (Oct. 29) and at No. 24 Notre Dame (Nov. 19) ... finished the season with 18 tackles ... recorded season highs with five tackles and three solo stops in a 45-17 win vs. Massachusetts (Sept. 24) ... had a pair of tackles in five different games – vs. Northwestern (Sept. 3), vs. Duke (Sept. 17), at No. 8 Clemson (Oct. 8), at No. 16 Virginia Tech (Oct. 22) and vs. NC State (Nov. 12).

HIGH SCHOOL: Selected to the 2009 Super 26 All-State Team by the Massachusetts Football Coaches Association; was named Defensive Player of the Year by the Gridiron Club of Greater Boston ... also gained All-Scholastic honors from the *Boston Globe*, *Boston Herald* and *Brockton Enterprise* as a senior defensive back at Brockton High School; also played wide receiver and was a return specialist ... was selected as the Enterprise Defensive Player of the Year in his senior season ... served as the Boxers team captain ... registered 42 tackles, two interceptions and one forced fumble in 2009; returned both interceptions for touchdowns ... also recorded three touchdowns on special teams, returning two punts and one kickoff for scores ... played for head coach Peter Colombo ... also competed on the school's track and field team.

PERSONAL: Dominique E. Williams, born Oct. 6, 1992 ... enrolled as a communications major in the College of Arts and Sciences ... is the recipient of The Jay McGillis '93 Memorial Scholarship Fund ... Dominique is the son of Stefanie Corbin and Dana Williams; has four younger siblings.

RETURNING PLAYERS

64 HARRIS WILLIAMS



OL | GR | 6-3 | 299

Lynn, Mass.
Proctor Academy
B.A. – Computer Science '14

2013: Started in all 12 games at right guard ... key component of an offensive line that helped produce a rushing attack that averaged 212.5 yards per game, a mark good for second in the Atlantic Coast Conference and 20th among all teams in college football in 2013 ... anchored an offensive line that yielded a Heisman Memorial Trophy finalist and the Atlantic Coast Conference's first Doak Walker Award recipient in running back Andre Williams, who became the 16th player in FBS history to rush for 2,000 yards in the regular season ... the Eagles rushed for 100-plus yards in 11 games, 200-plus yards in six games, 300-plus yards in three games and 400-plus yards in one game (420 vs. NC State on Nov. 16) ... blocked for Andre Williams against NC State (Nov. 16); Williams' 339 rushing yards marked the most in ACC history ... the team averaged 5.5 yards per rush and a 142.83 passing efficiency.

2012: Played in two games ; missed significant action because of a broken foot sustained in preseason training camp ... saw action at Florida State (Oct. 13) and against Notre Dame (Nov. 10).

2011: Played in seven games and earned first career start in the season finale at Miami (Nov. 25) ... saw action on both offensive and defensive lines ... registered his first career tackle at Central Florida (Sept. 10) ... played 118 offensive snaps on the year ... BC did not give up a sack and scored a season-high four rushing touchdowns vs. Maryland ... the Eagles threw for more than 200 yards in two games; 351 passing yards against Northwestern (Sept. 3) and 247 passing yards vs. Duke (Sept. 17).

2010: Redshirted.

HIGH SCHOOL: Earned NEPSAC All-New England Class C honors in 2008 ... was a two-way lineman at Proctor Academy ... gained Evergreen League Offensive Lineman of the Year honors as a junior ... captured Proctor's 2010 Athletics Award, presented to a senior for outstanding dedication, achievement and ability for three or more years ... earned Evergreen League Most Improved Lineman honors in 2007 ... led the Hornets to the Evergreen Northeast Division championship in 2008 ... served as team captain in 2009 ... played for head coach Chuck Reid ... also played on the school's baseball team where he earned the coach's award in 2007 for outstanding dedication and wrestling team where he was awarded the Team Award for his exceptional commitment.

PERSONAL: Harris E. Williams, born Aug. 7, 1991 ... enrolled as a computer science major in the College of Arts and Sciences ... is the recipient of The Robert J. LeBlanc Scholarship Fund ... Harris is the son of Andrea and Neville Williams; has an older brother, Neville Jr.

23 MYLES WILLIS



RB | SO | 5-9 | 203

Conyers, Ga.
Marist School
Major: Communications

Willis' Career Highs

- Points scored:** 6, 4 times
- Touchdowns:** 1, 4 times
- Rush attempts:** 17, at Syracuse, Nov. 30, 2013
- Rush yards:** 77, NC State, Nov. 16, 2013 (6 carries)
- Rush TDs:** 1, NC State, Nov. 16, 2013; at Clemson, Oct. 12, 2013
- Long rush:** 38, at Clemson, Oct. 12, 2013
- Receptions:** 4, Florida State, Sept. 28, 2013
- Receiving yards:** 69, Florida State, Sept. 28, 2013 (4 receptions)
- Receiving TDs:** 1, Florida State, Sept. 28, 2013
- Long reception:** 52, Florida State, Sept. 28, 2013
- Total offense attempts:** 17, at Syracuse, Nov. 30, 2013 (17 rush, 0 pass)
- Total offense yards:** 77, NC State, Nov. 16, 2013 (77 rush, 0 pass)
- All-purpose yards:** 211, Florida State, Sept. 28, 2013
- Kick returns:** 5, at North Carolina, Oct. 26, 2013
- Kick return yards:** 114, Florida State, Sept. 28, 2013 (3 returns)
- Long kick return:** 98, at New Mexico State, Nov. 9, 2013

Willis' Career Statistics

Rushing	G	Att	Yds	TD	Lg	Avg/C	Avg/G
2013	11	60	346	2	38	5.8	31.5
Total	11	60	346	2	38	5.8	31.5

Receiving	G	Rec	Yds	TD	Lg	Rec/G	Avg/C	Avg/G
2013	11	5	60	1	52	0.5	12.0	5.5
Total	11	5	60	1	52	0.5	12.0	5.5

K Return	G	No.	Yds	TD	Lg	Avg/R	Avg/G
2013	11	30	709	1	98	23.6	64.5
Total	11	30	709	1	98	23.6	64.5

Willis' Career Game-by-Game Statistics

2013	Att	Yds	Avg	TD	LG	Rec	Yds	Avg	TD	LG
Southern Cal	3	6	2.0	0	8	0	0	0.0	0	0
Florida State	5	28	5.6	0	16	4	69	17.3	1	52
Army	7	51	7.3	0	20	0	0	0.0	0	0
Clemson	3	40	13.3	1	38	0	0	0.0	0	0
North Carolina	1	1	1.0	0	1	0	0	0.0	0	0
Virginia Tech	4	14	3.5	0	9	1	-9	-9	0	0

23 MYLES WILLIS

Continued ...

2013	Att	Yds	Avg	TD	LG	Rec	Yds	Avg	TD	LG
New Mexico St.	5	25	5.0	0	13	0	0	0.0	0	0
NC State	6	77	12.8	1	24	0	0	0.0	0	0
Maryland	4	9	2.3	0	6	0	0	0.0	0	0
Syracuse	17	70	4.1	0	17	0	0	0.0	0	0
Arizona	5	25	5.0	0	14	0	0	0.0	0	0

2013: Played in 11 games ... rushed for 346 yards and two touchdowns ... caught five passes for 60 yards and one touchdown ... returned 28 kicks for 660 yards (23.6 average – fourth best in the ACC), including a 98 yard return for a touchdown against New Mexico State (Nov. 9) ... tallied 1,041 all purpose yards, a mark that was good for eighth in the conference ... caught five passes for 68 yards, rushed four times for 69 yards and a touchdown and returned three kicks for 114 yards (211 all purpose yards) against Florida State (Sept. 28) ... rushed six times for 77 yards and a touchdown against NC State (Nov. 16) ... carried the ball 17 times for 70 yards at Syracuse.

HIGH SCHOOL: Earned Georgia AAAA Region 6A All-State Offensive Most Valuable Player honors as a senior ... first-team all-county and all-region ... second-team all-state ... led the War Eagles to the AAAA state semifinals as a senior ... served as team captain ... completed 63-of-111 passing attempts for 1,005 yards and nine touchdowns ... registered 221 rushing attempts for 1,181 yards and 18 touchdowns ... played for head coach Alan Chadwick.

PERSONAL: Myles Jalen Willis, born Jan. 28, 1995 ... enrolled as a communications major in the College of Arts and Sciences ... is the recipient of The Fish Cornerstone Scholarship Fund ... Myles and his older sister, Anraya, are the children of Lisa and Herbert Willis.

36 BOBBY WOLFORD



FB | JR | 6-2 | 248

Jacksonville, Fla.
Bishop Kenny
Major: Economics

Wolford's Career Highs

Points scored: 6, Villanova, Aug. 31, 2013
Touchdowns: 1, Villanova, Aug. 31, 2013
Receptions: 6, Villanova, Aug. 31, 2013
Receiving yards: 84, Villanova, Aug. 31, 2013 (6 receptions)
Receiving TDs: 1, Villanova, Aug. 31, 2013
Long reception: 34, Villanova, Aug. 31, 2013
All-purpose yards: 84, Villanova, Aug. 31, 2013
Tackles: 1, Florida State, Sept. 28, 2013 (1-0)

Wolford's Career Statistics

	G	Rec	Yds	TD	Lg	Rec/G	Avg/CAvg/G
2013	11	9	105	1	34	0.8	11.7 9.5
Total	11	9	105	1	34	0.8	11.7 9.5

Wolford's Career Game-by-Game Statistics

2013	Rec	Yds	Avg	TD	LG
Villanova	6	84	14.0	1	34
Wake Forest	0	0	0.0	0	0
Southern Cal	1	4	4.0	0	4
Florida State	0	0	0.0	0	0
North Carolina	1	2	2.0	0	2
Virginia Tech	0	0	0.0	0	0
New Mexico St.	0	0	0.0	0	0
NC State	0	0	0.0	0	0
Maryland	0	0	0.0	0	0
Syracuse	0	0	0.0	0	0
Arizona	1	15	15.0	0	15

2013: Played in 11 games ... caught nine passes for 105 yards and one touchdown ... hauled in six catches for 84 yards and one touchdown in the team's 24-14 win over Villanova (Aug. 31).

HIGH SCHOOL: Earned *Florida Times-Union* All-First Coast team honors in 2011 ... earned 2011-12 *Florida Times-Union* Scholar-Athlete honors ... named a first-team Class 5A All-State selection as a senior after he registered 122 tackles, including 27 tackles for loss, one interception, three forced fumbles and two fumble recoveries ... also caught five touchdown passes as a tight end during his senior season ... served as a captain in 2010 and 2011 ... led the team in tackles and captured team defensive MVP honors as a junior and senior ... recorded 108 tackles, five sacks, two interceptions, three forced fumbles, two fumble recoveries, a blocked field goal and a safety as a junior ... helped lead the

RETURNING PLAYERS

Crusaders to an 11-1 record as a senior with an undefeated 10-0 regular season ... was a three-year starter for head coach Mark Thorson.

PERSONAL: Robert William Wolford Jr., born Dec. 21, 1993 ... enrolled as an economics major in the Carroll School of Management ... is the recipient of The Cote Family Football Scholarship Fund ... Bobby and his younger siblings, John and Josie, are the children of Robert and Jasmin Wolford ... his uncle, Will Wolford, was an offensive tackle in the NFL from 1986-98 and a three-time Pro Bowl selection.

90 CONNOR WUJCIAK



DL | SR | 6-3 | 304

West Caldwell, N.J.
Seton Hall Prep
Major: Communications

Wujciak's Career Highs

- Tackles:** 7, at Wake Forest, Nov. 3, 2012 (3-4)
- Tackles for loss:** 1.0, Maryland, Oct. 27, 2012 (0-0); Wake Forest, Sept. 6, 2013 (1-0)
- Fumbles forced:** 1, Wake Forest, Sept. 6, 2013
- Fumbles recovered:** 1, Virginia Tech, Nov. 2, 2013
- Pass breakups:** 1, Villanova, Aug. 31, 2013; at North Carolina, Oct. 26, 2013
- Blocked kicks:** 1, at Georgia Tech, Oct. 20, 2012

Wujciak's Career Statistics

	G	UA	A	TAC	SAC	TFL	FF	FR	PBU	INT	BH	BLK
2012	10	10	14	24	0-0-0	1.0-2	0	0	0	0	0	1
2013	13	10	14	24	0-0-0	2.0-7	1	1	2	0-0	0	0
Total	24	20	28	48	0-0-0	3.0-9	1	1	2	0-0	0	0

Wujciak's Career Game-by-Game Statistics

2013	UA	A	TAC	SAC	TFL	FF	FR	PBU	INT	BH	BLK
Villanova	0	0	0	0.0	0-0	0	0	1	0	0	0
Wake Forest	1	3	3	0.0	1.0-5	1	0	0	0	0	0
Southern Cal	1	1	2	0.0	0-0	0	0	0	0	0	0
Florida State	0	1	1	0.0	0.5-1	0	0	0	0	0	0
Army	1	1	2	0.0	0-0	0	0	0	0	0	0
Clemson	0	0	0	0.0	0-0	0	0	0	0	0	0
North Carolina	0	2	2	0.0	0.5-1	0	0	1	0	0	0
Virginia Tech	1	0	1	0.0	0-0	0	1	0	0	0	0
New Mexico St.	3	3	6	0.0	0-0	0	0	0	0	0	0
NC State	0	1	1	0.0	0-0	0	0	0	0	0	0
Maryland	3	0	3	0.0	0-0	0	0	0	0	0	0
Syracuse	2	1	3	0.0	0-0	0	0	0	0	0	0
Arizona	1	1	2	0.0	0-0	0	0	0	0	0	0

2012	UA	A	TAC	SAC	TFL	FF	FR	PBU	INT	BH	BLK
Miami	0	0	0	0.0	0.0	0	0	0	0	0	0
Maine	1	0	1	0.0	0.0	0	0	0	0	0	0
Northwestern	0	1	1	0.0	0.0	0	0	0	0	0	0

90 CONNOR WUJCIAK

Continued ...

2012	UA	A	TAC	SAC	TFL	FF	FR	PBU	INT	BH	BLK
Clemson	1	0	1	0.0	0.0	0	0	0	0	0	0
Army	0	2	2	0.0	0.0	0	0	0	0	0	0
Florida State	0	0	0	0.0	0.0	0	0	0	0	0	0
Georgia Tech	2	2	4	0.0	0.0	0	0	0	0	0	1
Maryland	3	3	6	0.0	1.0-2	0	0	0	0	0	0
Wake Forest	3	4	7	0.0	0.0	0	0	0	0	0	0
Notre Dame	0	2	2	0.0	0.0	0	0	0	0	0	0

2013: Appeared in all 13 games ... started in nine ... registered 24 tackles, including 10 solo tackles, two tackles for loss and one forced fumble ... recorded four tackles and career-highs one tackle for loss and a forced fumble against Wake Forest (Sept. 6) ... registered two tackles (one solo) at Southern Cal (Sept. 14) ... assisted on a tackle and had 0.5 tackles for loss against Florida State (Sept. 28) ... assisted on a tackle against Army (Oct. 5) ... had a solo takedown at Clemson (Oct. 12) ... registered two tackles, 0.5 tackles for loss and a pass break-up at North Carolina (Oct. 26) ... had four tackles (one solo) at New Mexico State (Nov. 9) ... notched three solo takedowns at Maryland (Nov. 23) ... tallied two solo tackles and assisted on a tackle at Syracuse (Nov. 30).

2012: Appeared in 10 games ... started five games at defensive tackle - Florida State (Oct. 13), Georgia Tech (Oct. 20), Maryland (Oct. 27), Wake Forest (Nov. 3) and Notre Dame (Nov. 10) ... recorded 24 tackles, including a season-high seven tackles at Wake Forest ... notched six stops, including one tackle for loss, vs. Maryland ... recorded four tackles and blocked a 22-yard field goal attempt against Georgia Tech ... tallied two tackles at Army (Oct. 6) and against Notre Dame.

HIGH SCHOOL: Earned All-State honors (All Groups and Non-Public) as a senior defensive end/fullback at Seton Hall Prep ... gained Essex County Defensive Player of the Year accolades ... selected to the New Jersey Football Coaches Association Super 100 ... captured Chuck Mound Big Time Defensive Lineman of the Year honors ... also earned All-Super Essex Conference plaudits ... recorded 100 tackles and 10 sacks in 2010; on offense, averaged 15.3 yards per carry and 21.6 yards per catch ... team finished with a 10-1 mark in 2010 ... registered 64 stops, 11 sacks and three fumble recoveries as a junior; also blocked one punt and one field-goal attempt ... played for head coach John Finnegan ... also played on the Pirates' basketball team.

PERSONAL: Connor Michael Wujciak, born Sept. 24, 1992 ... enrolled as a communications major in the College of Arts and Sciences ... is the recipient of The Robert R. Santangelo

Family Athletics Scholarship Fund ... Connor is the son of Erin and Alan Wujciak; has an older brother and a younger sister ... his father played offensive guard on Notre Dame's 1973 national championship team; his brother, Alex, was a three-time All-ACC selection at linebacker at Maryland (2008-10).

29 JOEL KARIM ZOUNGRANA



WR | JR | 6-0 | 197

Montreal, Quebec
Champlain-Lennoxville
Major: Communications

2013: Did not see any game action.

2012: Did not see any game action ... joined the team prior to spring (2012) practice.

HIGH SCHOOL: Earned CEGEP AAA all-star team honors as a return man as a junior ... named as the Cougars 2010 Offensive MVP ... brought back two kicks for touchdowns as a junior ... hauled in 37 receptions for 750 yards and four touchdowns in 2010 ... missed most of the 2011 season with a broken hand ... played for head coach Jean-Francois Joncas ... also participated in soccer, track and speed skating in high school.

PERSONAL: Joel Karim Zougrana, born May 28, 1992 ... enrolled as a communications major in the College of Arts and Sciences ... is the recipient of Molinaro Family Endowed Athletics Scholarship ... Karim is the son of Sophie and Hamado Zougrana; has one older step brother.

NEWCOMERS

6 SHERMAN ALSTON



WR | FR | 5-6 | 163

Harlem, N.Y.
Saint Joseph (N.J.)

HIGH SCHOOL: Earned third-team all-state honors, first-team all-county recognition and first-team All-Non-Public honors as a senior in 2013 ... rushed 201 times for 1,197 yards, a 5.9 average and 22 touchdowns in 2013; added 19 catches for 251 yards and a touchdown and totaled 1,689 all-purpose yards ... helped lead Saint Joseph to three state championships ... concluded his high school career with 2,656 rushing yards ... played for head coach Tony Montvale.

PERSONAL: Sherman Alston, born May 2, 1996 ... enrolled in the College of Arts and Sciences ... Sherman is the son of Farrah Campbell and Sherman Alston.

77 JON BAKER



OL | FR | 6-3 | 281

Millis, Mass.
Millis

NOTES: Enrolled at BC for the spring (2014) semester.

HIGH SCHOOL: Twice earned Tri-Valley League Lineman of the Year honors (as a sophomore and junior) ... twice served as team co-captain of the Mohawks ... earned *Boston Herald* and *Boston Globe* All-Scholastic honors in 2012 and 2013 ... started 41 games and helped lead Millis to Tri-Valley League small titles in 2011 and 2012 ... played for head coach Dale Olmsted.

PERSONAL: Jonathan Baker, born Oct. 5, 1995 ... enrolled in the Carroll School of Management ... Jon is the son of Carol and Dave Baker.

49 KEVIN BLETZER



LB | FR | 6-2 | 198

West Roxbury, Mass.
Catholic Memorial

HIGH SCHOOL: Twice served as team co-captain ... captured 2013 Massachusetts High School Football Coaches Association All-State Super 26 recognition ... twice earned the team's most valuable player award and earned all-conference honors ... earned All-Conference Player of the Year honors as a senior ... earned *Boston Herald* and *Boston Globe* All-Scholastic honors as senior ... three-sport athlete at Catholic Memorial excelled on the lacrosse field and in the hockey rink; served as team captain in each ... registered 211 career tackles for loss and nine career interceptions.

NEWCOMERS

PERSONAL: Kevin Bletzer, born Sept. 11, 1994 ... enrolled in the College of Arts and Sciences ... Kevin is the son of Kim and Curt Bletzer; has two siblings.

42 AUSTIN BROWN



DB | SO | 6-0 | 180

Simi Valley, Calif.
Oaks Christian

NOTES: Joined team as a walk on prior to the spring (2014) semester.

HIGH SCHOOL: Was a two-year varsity letterwinner as a cornerback and receiver for the Oaks Christian Lions ... played for head coach Bill Redell ... also played baseball.

PERSONAL: Austin Taylor Brown, born Aug. 1, 1995 ... enrolled as a mathematics and economics major in the honors program in the College of Arts and Sciences ... Austin is the son of Wendy and Doug Brown; has a younger brother Spencer and two older sisters, Danielle and Rachel.

5 TY-MEER BROWN



DB | GR | 6-0 | 201

McKeesport, Pa.
B.A. – Univ. of Connecticut '14

Brown's Career Highs

Most Tackles, Game: 12, vs. UCF, 10/26/13

Most TFL, Game: 1.0 (twice), last vs. Michigan, 9/21/13

Most PBU, Game: 3, vs. Rutgers, 11/26/11

Longest Interception Return: 48, at West Virginia, 10/8/11

Longest Fumble Recovery: 34, vs. Michigan, 9/21/13

Brown's Career Statistics

	G	Solo	Asst	Total	TFL/Yds	FF	FR	P.Def	Int/Yds
2011	12	20	25	45	1/4	1	1	7	3/52
2012	12	33	16	49	0.5/1	--	--	4	1/-1
2013	7	31	20	51	2/18	1	2	--	--
Total	31	84	61	145	3.5/23	2	3	11	4/51

NOTES: Transferred to Boston College for the fall (2014) semester ... graduated from the University of Connecticut.

BEFORE BC: Started the first seven games of 2013 the year at strong safety before missing the final five ... recorded 51 tackles, 2.0 TFL and two fumble recoveries ... posted a career-high 12 tackles at No. 21 UCF (Oct. 26) ... recorded

eight tackles, including one for loss, and forced a fumble which he returned for a 34-yard touchdown vs. No. 14 Michigan ... had eight tackles and a fumble recovery vs. Maryland (Sept. 14) ... had 11 tackles at Buffalo (Sept. 28) ... notched eight tackles at Cincinnati (Oct. 19) ... started all 12 games in 2012 and made 49 tackles in 2012, which was seventh on the team ... earned his first varsity letter in 2011 ... Played in all 12 games, starting the last seven of them at a safety spot ... Had 45 tackles on the season, which was eighth on win vs. USF (Oct. 15) and in season finale vs. Cincinnati (Dec. 3) ... Had three interceptions, one of which was returned 48 yards for a touchdown vs. West Virginia (Oct. 8) ... Posted six tackles vs. Pittsburgh (Oct. 26) ... redshirted in 2010.

HIGH SCHOOL: Played quarterback at McKeesport high school in wishbone formation ... threw seven TD passes and was 13 of 29 in passing in senior year and rushed for 604 yards and 11 TDs ... team captain ... two-time selection to *Pittsburgh Post-Gazette* Feb 22 and *Pittsburgh Tribune* Terrific 25 ... two-time all-conference pick ... also played basketball.

PERSONAL: Ty-Meer DeVonte Brown, born April 24, 1992

53 AUSTIN CHAPMAN



TE | FR | 6-3 | 235

Atlanta, Ga.
Westminster Schools

HIGH SCHOOL: Served as team captain - along with Boston College teammates Sam Schmal and Cameron Seward - as a senior tight end/tackle/defensive end at Westminster ... three-year varsity letterman for the Wildcats ... played for head coach Gerry Romberg ... also captain of the varsity basketball team and ran track.

PERSONAL: Austin McCalliard Chapman, born Dec. 7, 1995 ... enrolled in the Carroll School of Management ... Austin is the son of Lucinda and Bob Chapman; has two older siblings.

92 KEVIN COHEE



DL | FR | 6-2 | 245

Chestnut Hill, Mass.
Roxbury Latin

HIGH SCHOOL: Twice earned All-Independent School League honors ... twice served as team captain ... registered 20 tackles, including one sack and two interceptions ... recorded one interception returned for a touchdown ...

played for head coach Patrick Ross ... also excelled on the lacrosse field.

PERSONAL: Kevin Cohee Jr., born March 26, 1996 ... enrolled in the Carroll School of Management ... Kevin and his older sister Erin are the children of Teri Williams-Cohee and Kevin Cohee.

49 CAMERON CROTEAU



TE | SO | 6-4 | 230

Novato, Calif.
Marin Catholic

HIGH SCHOOL: Earned North Coast Section California Interscholastic Federation Scholar-Athlete recognition as a senior defensive tackle for the Marin Catholic Wildcats ... helped lead the Wildcats to a runner-up finish in state championships as a senior in 2013 ... played for head coach Mazi Moayed ... also excelled on the baseball diamond, capturing North Coast Section CIF Scholar-Athlete honors.

PERSONAL: Cameron Croteau, born Feb. 19, 1995 ... enrolled in the College of Arts and Sciences ... Cameron is the son of Linda and Bill Croteau; has two sisters and one brother.

24 ALLEN DAWSON



DB | FR | 6-0 | 193

Ft. Lauderdale, Fla.
Cheshire Academy (Conn.)

NOTES: Enrolled at BC for the spring (2014) semester.

HIGH SCHOOL: Earned 2013 All-Colonial League honors as a postgraduate at Cheshire Academy in 2013 ... helped lead Cheshire Academy to the 2013 Dan Rourke Bowl Championship ... registered 29 tackles, five interceptions, two fumble recoveries and nine pass break-ups in 2013 ... gained All-Conference honors as a senior defensive back at Pine Crest High School in 2012; recorded 50 tackles, three interceptions and four pass breakups that season.

PERSONAL: Harold Allen Dawson III, born Aug. 7, 1994 ... enrolled in the College of Arts and Sciences ... is the recipient of The Salvatore and Angelina Nicoletta Athletics Scholarship Fund ... Allen is the son of Sonya and Harold Dawson.

84 NAT DIXON



WR | FR | 6-3 | 172

Lynn Haven, Fla.
Mosley

HIGH SCHOOL: Earned 2013 all-state second-team honors after registering 43 receptions for 1,005 yards and eight touchdowns as a senior receiver ... twice earned All-Bay County Team recognition in 2012 and 2013 ... captured 2012 all-state honorable mention recognition after recording 36 receptions for 662 yards and four touchdowns ... a versatile athlete who captured the 2013 District Championship in the high jump.

PERSONAL: Nathaniel Dixon, born Oct. 4, 1995 ... enrolled in the College of Arts and Sciences ... Nat and his older brother Barclay are the children of Deborah and Ray Dixon.

16 TROY FLUTIE



QB | FR | 6-0 | 182

Natick, Mass.
Natick

HIGH SCHOOL: Earned ESPNBoston.com Massachusetts Mr. Football honors after completing 288 passing attempts for 3,027 yards and a state-record 47 touchdowns as a senior quarterback in 2013; also rushed 93 times for 824 yards and six touchdowns ... earned all-state honors from ESPNBoston and captured Massachusetts High School Football Coaches Association Super 26 recognition ... threw for 9,014 career yards and a state-record 112 touchdown passes during his high school career; accumulated 12,616 all-purpose yards.

PERSONAL: Troy Flutie, born March 21, 1996 ... enrolled in the College of Arts and Sciences ... Troy and his older sister Taylor are the children of Terri and Darren Flutie ... his father, uncle Doug and cousin Billy are each Boston College football lettermen.

NEWCOMERS

56 HUNTER FORTE



LB | FR | 5-11 | 200

St. Louis, Mo.
Chaminade

HIGH SCHOOL: Earned All-Metro Catholic Conference honors as a senior linebacker and fullback for the Red Devils ... served as team captain ... recorded 90 tackles, including six sacks, in 2013; also rushed 29 times for 149 yards (5.1 yards per carry) that season ... played for head coaches Doug Taylor (2012) and Antionne Torrey (2013) ... also lettered in track and lacrosse.

PERSONAL: Hunter Michael Forte, born Feb. 14, 1996 ... enrolled as a political science major in the College of Arts and Sciences ... member of Chaminade's chapter of the National Honor Society ... Hunter and his older brother Nicolas are the sons of Angela and Michael Forte.

46 E.J. FORTENBERRY



DB | SO | 5-9 | 163

Santa Monica, Calif.
Crossroads
Major: Finance

NOTES: Joined team as a walk on prior to the spring (2014) semester.

HIGH SCHOOL: Was a four-year varsity letterwinner in track and field and cross country at Crossroads High School ... was a four-time California Interscholastic Federation competitor in the 400-meter, 800-meter and mile events; captured second place in both the 800-meter run and the mile as a senior in 2013 and was a member of the 4 x 400-meter relay squad that finished third ... captured Cross Country Celtic League Most Valuable Player honors as senior and was a four-year qualifier for the league finals.

PERSONAL: Errol Tyrone Fortenberry Jr., born June 30, 1995 ... enrolled as a finance major in the Carroll School of Management ... E.J. is the youngest of Errol and Mona Fortenberry's six children; has four brothers and one sister.

58 JAMES HENDREN



OL | FR | 6-7 | 287

Medfield, Mass.
Dexter School

HIGH SCHOOL: Earned 2013 New England Prep School Athletics Conference Lineman of the Year recognition ... also earned 2013 Massachusetts High School Football Coaches Association All-State Super 26 honors ... played for Dexter head coach Casey Day ... also excelled on the basketball court.

PERSONAL: James Hendren, born March 3, 1996 ... enrolled in the Carroll School of Management ... James is the son of Astrid and David Hendren; has four siblings.

32 JON HILLIMAN



RB | FR | 6-0 | 215

Plainfield, N.J.
Saint Peter's Prep

HIGH SCHOOL: Captured 2013 MaxPreps All-America honors ... earned all-State recognition ... captured Hudson County Player of the Year honors as a senior; earned All-Hudson County first-team selection ... earned 2013 All-Non-Public first-team honors as well as all-county first-team recognition ... became the school's first 2000-yard rusher; carried 216 times for 2,007 yards and 33 touchdowns as a senior; also caught 12 passes for 148 yards and one touchdown ... also ran track.

PERSONAL: Jonathan Hilliman, born Nov. 14, 1995 ... enrolled in the College of Arts and Sciences ... Jon and his three brothers are the children of Janet and Dorrell Hilliman.

9B JACK KENNY



DL | FR | 6-3 | 226

Baltimore, Md.
Loyola Blakefield

HIGH SCHOOL: Earned All-Maryland Interscholastic Athletics Association first-team honors as a senior lineman at Loyola Blakefield ... earned two varsity letters as an offensive and defensive lineman for the Dons ... played for head coach Brant Hall ... also earned two varsity letters in baseball.

PERSONAL: John Patrick Kenny, born Dec. 28, 1994 ... enrolled in the College of Arts and Sciences ... member of Loyola Blakefield's chapter of the National Honor Society ... Jack is the son of Ellie and Kevin Kenny; has two younger sisters, Courtney and Rory.

99 MIKE KNOLL



K/P | FR | 6-0 | 214
Copley, Ohio
Walsh Jesuit

HIGH SCHOOL: Earned second-team All-Ohio and first-team AP All-District honors in 2013 ... tallied *Beacon Journal* All-Star honors as a senior ... converted all 27 extra-point attempts ... made 9-of-11 field goals with a long of 45 yards ... recorded an average of 40 yards on 34 punts ... 35-of-50 kickoffs were touchbacks ... Ranked as the top- (247Composite), second- (247 Sports) or third- (Rivals) best kickers in the nation.

PERSONAL: Michael Knoll, born March 15, 1996 ... enrolled in the Carroll School of Management ... Mike and his younger sister Rachel are the children of Mary and Jeff Knoll.

8 HAROLD LANDRY



DL | FR | 6-3 | 257
Fayetteville, N.C.
Pine Forest

NOTES: Enrolled at BC for the spring (2014) semester.

HIGH SCHOOL: Earned Semper Fi All-America honors as a senior in 2013 ... also garnered Associated Press All-State and first-team all-conference honors in 2013 ... ranked seventh among all high school players in North Carolina by Rivals.com ... named the 2013 Mid-South Defensive Player of the Year ... tallied second-team all-conference honors in 2012 ... finished the 2013 season with 96 tackles, including 78 solo tackles, 15 tackles for a loss and 17 sacks.

PERSONAL: Harold Landry, born June 5, 1996 ... enrolled in the College of Arts and Sciences ... Harold is the son of Doreen and Harold Landry.

55 CHRISTIAN LEZZER



LB | FR | 6-0 | 210
Clearfield, Pa.
Clearfield

HIGH SCHOOL: Earned first-team All-State honors twice ... was named to the first-team offensive all-conference team three times and the first-team defensive all-conference team twice ... distinguished as the *Tri-County Paper* Player of the Year, as well as the *Progress Paper* Player of the Year twice ... received an invitation to the Chesapeake Bowl ... notched 56 tackles, 2.5 sacks, three interceptions, one fumble recovery and one safety in 2013 after finishing 2012 with 52 tackles, 12.5 sacks and four fumble recoveries.

PERSONAL: Christian Lezzer, born Aug. 3, 1995 ... enrolled in the College of Arts and Sciences ... Christian is the son of Amy and KC Lezzer; has two younger brothers, Ryan and Jake.

37 WILL MAHAR



PK | FR | 6-1 | 185
Rochester, N.Y.
McQuaid Jesuit

HIGH SCHOOL: Played free safety, wide receiver and kicker for three years as a member of the McQuaid Jesuit Knights ... twice earned All-State honors; captured first-team honors as a senior in 2013 and second-team recognition as a junior ... earned All-Rochester City Athletics Conference honors in each of his three varsity seasons ... served as one of four team captains as a senior ... earned McQuaid Offensive Player of the Year, Special Teams Player of the Year and Team MVP honors in 2013 ... appeared in *Sports Illustrated* "Faces in the Crowd" after his remarkable effort against Edison High; caught a 41-yard pass and got out-of-bounds to stop the clock with .8 of a second left, then booted a 52-yard field goal for a 22-21 victory in a game dedicated to his grandfather Ray Mahar, who had been buried earlier that day ... set school records for field goals in a game (five), longest field goal (52) and career field goals (19) ... established New York state private school standard for career field goals (19) ... played for head coach Dan Bates ... also played golf.

PERSONAL: William Ferrell Mahar, born June 4, 1996 ... enrolled in the Carroll School of Management ... Will is the son of Kiki and Dan Mahar; has two younger brothers and two younger sisters.

NEWCOMERS

14 GABRIEL McCLARY



WR | FR | 6-3 | 185

Orlando, Fla.
Winter Park

HIGH SCHOOL: Earned First-Team 8A All-State honors in 2013 ... helped Winter Park to metro and district championships in 2013; registered five interceptions as a cornerback that season ... recorded 20 receptions for three touchdowns in 2013 and 23 receptions for 480 yards and two touchdowns in 2012 ... also excelled on the track ... won the 2013 4A District championship in 110-meter hurdles, 300-meter hurdles ... finished fifth in the triple jump in the state finals and ran the anchor leg in the 4 x 100 meter relay that finished fifth in the state finals.

PERSONAL: Gabriel McClary, born May 8, 1996 ... enrolled in the College of Arts and Sciences ... Gabriel is the son of Beryl and Thomas McClary; has six siblings.

94 NOA MERRITT



DL | FR | 6-0 | 268

Sparta, N.J.
Pope John XXIII

HIGH SCHOOL: Earned MSG First-Team All-State honors in 2013 ... also tallied first-team All-West Jersey honors twice ... garnered second-team All-Non-Public accolades in 2013 and was named to the third-team in 2012 ... tallied 78 tackles, 16 tackles for a loss and 15 sacks as a senior in 2013 and recorded 33 tackles, seven sacks and one recovered fumble in 2012 ... was a 2013 Tri-County Wrestling Champion.

PERSONAL: Noa Merritt, born Dec. 14, 1995 ... enrolled in the College of Arts and Sciences ... Noa and his older brother Codi are the sons of Maria and Larry Merritt.

37 KAMRIN MOORE



DB | FR | 5-11 | 186

District Heights, Md.
Bishop Denis J. O'Connell

HIGH SCHOOL: Earned VISAA All-State, second-team all-county and Second-Team All-WCAC honors in 2013 ... was also named to the Pre-Season MaxPreps Virginia All-State team ... concluded the 2013 season with 45 tackles, one sack, two fumble recoveries, 12 pass break-ups and five interceptions, three of which were returned for touchdowns ... earned an All-WCAC Basketball Honorable Mention nod as well ... clocked at a 4.5 second 40-yard dash.

PERSONAL: Kamrin Moore, born Oct. 1, 1996 ... enrolled in the College of Arts and Sciences ... Kamrin is the son of Rhayda Thomas; has one older sibling.

2 TYLER MURPHY



QB | GR | 6-2 | 213

Wethersfield, Conn.
University of Florida
B.A. – Univ. of Florida '13

Murphy's Career Highs

Attempts: 46 (Vanderbilt, 2013)

Completions: 30 (Vanderbilt, 2013)

Yards: 305 (Vanderbilt, 2013)

Long Pass: 83 (Georgia, 2013)

Touchdowns: 3 (Arkansas, 2013)

Interceptions: 3 (Vanderbilt, 2013)

Rushes: 10 (3x, last Georgia, 2013)

Rush Yards: 84 (Tennessee, 2013)

Rush Touchdowns: 1 (3x, last Georgia, 2013)

Rush Long: 28 (Tennessee, 2013)

Murphy's Career Statistics

	Passing					Rushing						
	G-S	Comp	Att	Int	Pct	Yds	TD	LG	Att	Yds	TD	LG
2013	12-6	112	185	5	60.5	1,216	6	83	61	61	3	28
Total	12-6	112	185	5	60.5	1,216	6	83	61	61	3	28

Murphy's Career Game-by-Game Statistics

2013	Comp	Att	Int	PCT	YDS	TD	LG	Att	Yds	TD	LG
Tennessee	8	14	0	57.1	134	1	52	10	84	1	28
Kentucky	15	18	1	83.3	156	1	29	7	36	1	17
Arkansas	16	22	0	72.7	240	3	51	7	15	0	15
LSU	15	27	0	55.6	115	0	20	10	-13	0	10
Missouri	15	29	1	51.7	92	0	14	8	-45	0	3

2 TYLER MURPHY

Continued ...

2013	Comp	Att	Int	PCT	YDS	TD	LG	Att	Yds	TD	LG
Georgia	13	29	0	44.8	174	0	83	10	28	1	25
Vanderbilt	30	46	3	65.2	305	1	35	9	-44	0	8

graduated from the University of Florida.

AT FLORIDA: Played in nine games before missing the final three because of injury ... started six games ... completed 112-of-185 passes for 1,216 yards with six touchdowns and five interceptions ... recorded his first home start against Arkansas and completed 16-of-22 passes for 240 yards with three touchdowns, marking the highest QB rating (209.4) for a UF quarterback against an SEC opponent since Rex Grossman had a rating of 235.9 against LSU on Oct. 6, 2001 ... threw for a career-high 305 yards on 30-of-46 passing with one touchdown against Vanderbilt; completed a pass to 11 different players against the Commodores ... registered his first career start at Kentucky and completed 15-of-18 passes for 156 yards and one touchdown and one interception; also rushed for 36 yards and a score; completed his first 13 passes against Kentucky ... named a team captain for the Kentucky and LSU games.

HIGH SCHOOL: Ranked a two-star prospect by Rivals.com ... Accounted for more than 30 touchdowns with 1,100 passing and 1,100 rushing during his career as a dual-threat quarterback at Wethersfield ... Won the triple jump at the State Open Track Meet with a jump of 467" ... Coached by John Campanello.

PERSONAL: Tyler Murphy, born Jan. 12, 1992 ... enrolled in the Woods College of Advancing Studies ... is the recipient of The Richard F. Powers, Jr. '40 Quarterback Scholarship Fund ... earned bachelor's degree in telecommunications from the University of Florida in December 2013 ... Tyler is the son of Vanessa and Peter Murphy.

7 MARCUS OUTLOW



RB | FR | 5-10 | 207

Norwich, Conn.
Norwich Free Academy

HIGH SCHOOL: Earned All-America and first-team All-Eastern Connecticut Conference Large as well as Connecticut High School Coaches Association All-State honors after he rushed for 1,546 yards and 26 touchdowns as a senior in 2013 ... garnered All-State honors three times as well as the

National Underclassmen Combine (NUC) Overall MVP three times ... accumulated 1,483 yards and 15 touchdowns as a junior in 2012 ... ranked the No. 1 recruit in Connecticut by ESPN ... also excelled on the basketball court, earning Class LL first-team all-state honors after averaging 17.6 points per game as a senior.

PERSONAL: Marcus Outlow, born Jan. 6, 1996 ... enrolled in the College of Arts and Sciences ... Marcus is the son of Serita and Thomas Outlow; has three younger siblings.

65 NOAH PENDERS



LB | FR | 6-6 | 208

Westfield, N.J.
Seton Hall Prep

HIGH SCHOOL: Earned first-team All-Super Essex and first-team All-County honors as a senior linebacker for the Pirates in 2013 ... served as one of three team captains ... earned three varsity football letters ... played for head coach John Finnegan ... also ran on the school's track team.

PERSONAL: Noah Jackson Penders, born Oct. 16, 1995 ... enrolled in the College of Arts and Sciences ... Noah is middle of Melanie and Bill Penders' three children; has one brother and one sister.

11 SHAKIM PHILLIPS



WR | GR | 6-3 | 206

Paterson, N.J.
B.A. - Univ. of Connecticut '14

Phillips' Career Highs

Most Receptions, Game: 10, vs. Maryland, 9/14/13
Most Receiving Yards, Game: 178, vs. Maryland, 9/14/13
Longest Reception: 75, vs. Maryland, 9/14/13
Most Touchdowns: 2, vs. Towson, 8/29/13

Phillips' Career Statistics

	G	Rec	Yds	Yds/C	Lng	TD	Yds/G
2012	12	32	399	12.5	25	1	33.3
2013	8	28	406	14.5	75	3	50.8
Total	20	60	805	13.4	75	4	40.3

NOTES: Transferred to Boston College for the fall (2014) semester; played the 2012 and 2013 seasons at the University of Connecticut after playing the 2010 season at BC.

NEWCOMERS

BEFORE BC: Started eight games at wide receiver in 2013, missing four due to injury ... ended the year third on the team with 28 receptions for 406 yards and three touchdowns ... opened the year with five catches for 77 yards and two scores vs. Towson (Aug. 29) ... had a career day with 10 receptions for 178 yards and a 75-yard touchdown vs. Maryland (Sept. 14) ... played his first season at UConn in 2012 after transferring from Boston College and was the Huskies' second-leading receiver with 32 receptions ... came on strong at the end of the season, making 14 receptions in the final three games ... had his only TD reception of the season in win over Louisville (Nov. 24) ... sat out 2011 season due to NCAA transfer rules.

HIGH SCHOOL: Played at DePaul Catholic High School ... played for the East team in the U.S. Army All-American Bowl on Jan. 9, 2010, in San Antonio, Texas ... led DePaul to a 7-2 mark in 2009 ... made 40 catches for 765 yards and 12 scores in 2008.

PERSONAL: Shakim Kemar Phillips, born on March 19, 1992 ... graduated from the University of Connecticut.

73 SAM SCHMAL



OL | FR | 6-6 | 287

Atlanta, Ga.
Westminster Schools

HIGH SCHOOL: Two-way lineman who was a standout for three varsity seasons for The Westminster Schools in Atlanta ... earned All-Conference honors as a senior in 2013 ... served as team captain - along with Boston College teammates Austin Chapman and Cameron Seward - as a senior tight end/tackle/defensive end at Westminster ... played for head coach Gerry Romberg.

PERSONAL: Sam Schmal, born Aug. 26, 1995 ... enrolled in the Carroll School of Management ... Sam and his two younger brothers, Nick and Matthew, are the children of Sandy and Michael Schmal.

44 TY SCHWAB



LB | FR | 6-1 | 212

Merritt Island, Fla.
Merritt Island

HIGH SCHOOL: Named Brevard County Defensive Player of the Year as a senior in 2013 ... earned second-team Class 5A All-State and All-Treasure Coast Region honors in 2013 ...

captured All-Treasure Coast Defensive Player of the Year recognition ... completed the 2013 season with 107 tackles and 6.5 sacks after recording 140 tackles, 43 tackles for a loss, six sacks, two interceptions and six recovered fumbles during 2012.

PERSONAL: Ty Schwab, born Nov. 3, 1995 ... enrolled in the Carroll School of Management ... Ty and his younger sisters, Hailey and Hannah, are the children of Patricia and Dan Schwab.

47 CAMERON SEWARD



DB | FR | 6-0 | 219

Dunwoody, Ga.
Westminster Schools

HIGH SCHOOL: Earned Associated Press Class B All-State honors in 2012 ... notched 69 tackles, six tackles for a loss, two sacks, three pass break-ups up and two forced fumbles during his junior season ... missed the 2013 season due to injury ... Served as team captain - along with Boston College teammates Austin Chapman and Sam Schmal - as a senior tight end/tackle/defensive end at Westminster ... played for head coach Gerry Romberg.

PERSONAL: Cameron Seward, born Nov. 5, 1995 ... enrolled in the College of Arts and Sciences ... Cam and his older sister Miray are the children of Debroah and Clifford Seward.

75 IAN SILBERMAN



OL | GR | 6-5 | 294

Fleming Island, Fla.
University of Florida
B.A. - University of Florida '13

NOTES: Transferred to BC for the spring (2014) semester ... graduated from the University of Florida.

AT FLORIDA: Appeared in 20 games at the University of Florida with seven starts ... saw action in eight games, starting four times (Georgia, Vanderbilt, South Carolina, Georgia Southern) in 2013 ... Saw action in eight games, starting three times (Vanderbilt, South Carolina, Louisiana) in 2012 ... Graded out at 83 percent against South Carolina and Georgia ... appeared in three games for Florida throughout the 2011 season, seeing action on the Gators' offensive line against FAU, UAB and Furman.

HIGH SCHOOL: A four-star recruit and the eighth-ranked

offensive tackle according to Rivals.com ... Participant in the 2010 Under Armour All-American Game in Orlando ... Named to the Top 150 Dream Team by *PrepStar Magazine* ... Saw limited action at defensive end as a senior ... Led Fleming Island to a 10-2 record in his senior season, advancing to the FHSAA Regional finals ... As a junior, was named to the FSWA 4A All-State Second-Team DL, All-Area First-Team and First-Team All-County ... Chose Florida over Auburn, LSU and USC ... Coached by Jeff Webb.

PERSONAL: Ian Silberman, born Oct. 10, 1992 ... enrolled in the Woods College of Advancing Studies ... is the recipient of The Charles R. '56 and Judith Laverty Scholarship Fund ... Ian is the son of Stephanie and Warren Silberman.

85 THADDIUS SMITH



WR | FR | 5-9 | 167

Yeadon, Pa.
Cardinal O'Hara

HIGH SCHOOL: Earned first-team all-state honors in 2013 ... earned *Daily News* All-Catholic League accolades ... scored 14 touchdowns as a senior to go along with 622 receiving yards on 32 receptions ... notched 426 yards on 33 receptions with eight touchdowns as a junior.

PERSONAL: Thaddius Smith, born Aug. 20, 1995 ... enrolled in the College of Arts and Sciences ... Thaddius is the son of Karen Bowers; has three siblings, younger brothers Rahiem and Davon and older sister Chantelle.

41 AUSTIN STEVENS



DL | FR | 6-3 | 256

Montclair, N.J.
Montclair

HIGH SCHOOL: Garnered 2013 second-team all-state and first-team all-county honors ... helped lead Montclair to an undefeated season and state championship title in 2013 ... member of a defense that allowed just 4.8 points per game and shut out opponent in championship game ... tallied 55 tackles, including two for loss and seven sacks, and three fumble recoveries in 2013 ... also tallied 49 tackles, including 9.5 sacks, in 2012.

PERSONAL: Austin Stevens, born Aug. 31, 1995 ... enrolled in the College of Arts and Sciences ... Austin and his older sister Courtney are the children of Stephanie and John Stevens.

13 CONNOR STRACHAN



LB | FR | 6-2 | 231

Wellesley, Mass.
St. Sebastian's

HIGH SCHOOL: Ranked the No. 2 prospect in Massachusetts by ESPN ... earned Massachusetts High School Football Coaches Association All-State Super 26, Independent School League (ISL) Co-MVP, ISL All-League and ISL All-Scholastic Team honors as a senior ... garnered the 2013 Nike Football Training Camp (NFTC) Linebacker MVP award ... invited to the Semper Fidelis All-American Bowl ... team captain for St. Sebastian's ... tallied 81 tackles, including 10 for loss, one interception and two forced fumbles as a senior ... also recorded 70 tackles, nine for loss, one pass break-up and one forced fumble as a junior.

PERSONAL: Connor Strachan, born June 30, 1995 ... enrolled in the Carroll School of Management ... Connor is the son of Aleece and Brian Strachan; has three siblings.

89 TOMMY SWEENEY



TE | FR | 6-5 | 239

Ramsey, N.J.
Don Bosco Prep

HIGH SCHOOL: Earned all-state honorable mention, National Underclassmen Combine (NUC) Tight End MVP, first-team all-county and first-team all-league as a senior ... tallied 27 receptions for 539 yards and five touchdowns in his final high school season.

PERSONAL: Thomas Sweeney, born July 1, 1995 ... enrolled in the Carroll School of Management ... Tom and his older sister Moriah are the children of Annette and Bob Sweeney.

NEWCOMERS

91 JOSEPH VITIELLO



DL | FR | 6-4 | 250

Bridgewater, N.J.
Immaculata

HIGH SCHOOL: Earned 2012 all-conference honors and was invited to play in the 2013 New York vs. New Jersey All-Star Game ... injured after 20 plays in 2013 but not before amassing seven tackles, one tackle for loss and one fumble recovery ... recorded 45 tackles, six tackles for loss, two sacks, one fumble recovery and eight quarterback hurries in 2012.

PERSONAL: Joseph Vitiello, born Dec. 2, 1995 ... enrolled in the College of Arts and Sciences ... Joseph is the middle of Monica and Ralph Vitiello's three children; has two sisters.

4 DARIUS WADE



QB | FR | 6-0 | 201

Middletown, Del.
Middletown

NOTES: Enrolled at BC for the spring (2014) semester.

HIGH SCHOOL: Played in the state championship all four years of high school, capturing the title in 2011 and 2012 ... named the 2013 Gatorade Player of the Year ... named the 2012 Offensive Player of the Year for Delaware by MaxPreps ... a two-time first-team all-state honoree ... also earned 2013 MaxPreps Pre-Season All-State accolades ... invited to the Chesapeake Bowl ... made 45 consecutive starts ... tallied 100 career touchdowns and threw for 7,778 yards ... threw for 2,735 yards and 35 touchdowns as a senior in 2013; also rushed for 197 yards on 49 attempts ... as a junior, tallied 2,275 yards and 27 touchdowns with one interception ... also rushed for 546 yards and seven touchdowns.

PERSONAL: Darius Wade, born Feb. 1, 1996 ... enrolled in the Carroll School of Management ... is the recipient of The John F. Walsh '65 Family Football Scholarship Fund ... Darius is the son of Jackee and Darryl Wade.

38 RICHARD WILSON



RB | FR | 5-10 | 212

Southfield, Mich.
Detroit Country Day

HIGH SCHOOL: Earned 2013 All-State first-team honors as a senior running back ... also captured All-County first-team honors ... recorded 1,141 yards on 168 carries (6.8 yards/carry) with 33 touchdowns as a senior ... gained first-team All-County and All-Detroit accolades as a junior ... notched 1,335 yards on 192 carries with 29 touchdowns as a junior ... played for head coach Dan MacLean.

PERSONAL: Richard Wilson, born March 12, 1996 ... enrolled in the College of Arts and Sciences ... Richard is the younger of Felcia and Lemuel Wilson's two sons.

20 ISAAC YIADOM



DB | FR | 6-1 | 170

Worcester, Mass.
Doherty Memorial

NOTES: Enrolled at BC for the spring (2014) semester.

HIGH SCHOOL: Ranked the No. 3 recruit from Massachusetts by ESPN ... member of the 2013 Division 4 State Championship team ... earned 2013 Massachusetts High School Football Coaches Association All-State Super 26 honors ... also tallied 2013 Mass Prep Stars Pre-Season Super Team and ESPN Boston Pre-Season All-State honors ... recorded 107 tackles, one forced fumble and two interceptions as a senior ... made 60 tackles and six interceptions as a junior.

PERSONAL: Isaac Yiadom, born Feb. 20, 1996 ... enrolled in the College of Arts and Sciences ... is the recipient of The Martignetti Family Scholarship Fund ... Isaac is the son of Bridgette and Isaac Yiadom.



BOSTON COLLEGE *2014 Media Guide*

COACHES & STAFF



HEAD COACH STEVE ADDAZIO

Steve Addazio was named Boston College's 35th head football coach in December 2012 and wasted no time making his mark on the program.

Now in his 28th season as a football coach, Addazio took over an Eagles program that had suffered back-to-back losing seasons for the first time in 14 years (including a 2-10 mark in 2012) and engineered a remarkable turnaround. The 2013 Eagles won seven games en route to their first bowl game appearance in three seasons while Addazio and his staff broke new ground in recruiting and social media. He has overseen renovations and overhauls to BC's football facilities and implemented new programs and traditions to bond the student-athletes with the student body and fans.

From the moment he was hired, Addazio said the Eagles would run the football and in 2013 he proved it. Senior running back Andre Williams led the nation in rushing, earned the Doak Walker Award as the nation's premier running back and took a trip to New York as one of six finalists for the Heisman Trophy. Williams, a consensus All-America selection, finished the season ranked fifth among all FBS running backs in the history of college football in single-season rushing yards with 2,177.

The ground game was accompanied by a solid passing game led by quarterback Chase Rettig and receiver Alex Amidon, who established school records for receptions and receiving yards. Ten players from that team were either drafted or signed NFL free agency contracts in 2014, including Williams (fourth round, New York Giants), line-backer Kevin Pierre-Louis (fourth, Seattle Seahawks), place-kicker Nate Freese (seventh, Detroit Lions) and defensive tackle Kaleb Ramsey (seventh, San Francisco 49ers).



STEVE ADDAZIO



Head Coach

28th year coaching

Second year at Boston College

The Addazio File

Birthdate	June 1, 1959
Age	55
Hometown	Farmington, Conn.
High School	Farmington
College	Central Connecticut State University (B.A., Physical Edu., 1981) Central Connecticut State (M.A., Physical Edu., 1985)
Wife	Kathleen Donoghue
Children	Nicole, Jessica, Louie

Coaching Career

2013-14	Boston College	Head Coach
2011-12	Temple	Head Coach
2010	Florida	Assoc. Head Coach/Off. Coord./Off. Line
2009	Florida	Asst. Head Coach/Off. Coord./Off. Line
2008	Florida	Asst. Head Coach/Off. Line
2007-08	Florida	Off. Line
2005-06	Florida	Off. Line (Tackles & TEs)
2004	Indiana	Off. Coord./Off. Line
2002-03	Indiana	Off. Line
1999-2001	Notre Dame	Off. Line (Tackles & TEs)/Special Teams
1997-98	Syracuse	Off. Line
1995-96	Syracuse	TEs/Asst. Off. Line
1988-94	Cheshire (Conn.) HS	Head Coach
1985-87	Western Connecticut St.	Off. Line/Recruiting Coord.

Year-by-Year Coaching Record

At Temple		At Boston College	
Season	Record	Season	Record
2012	4-7	2013	7-6
2011	9-4	Totals	20-17

Bowls Coached

Gator	Jan. 1, 1996	Syracuse 41, Clemson 0
Liberty	Dec. 27, 1996	Syracuse 30, Houston 17
Fiesta	Dec. 31, 1997	Kansas State 35, Syracuse 18
Orange	Jan. 2, 1999	Florida 31, Syracuse 10
Fiesta	Jan. 1, 2001	Oregon State 41, Notre Dame 9
Outback	Jan. 2, 2006	Florida 31, Iowa 24
BCS Nat'l Champ.	Jan. 8, 2007	Florida 41, Ohio State 14
Capital One	Jan. 1, 2008	Michigan 41, Florida 35
BCS Nat'l Champ.	Jan. 8, 2009	Florida 24, Oklahoma 14
Sugar	Jan. 1, 2010	Florida 51, Cincinnati 24
Outback	Jan. 1, 2011	Florida 37, Penn State 24
Gildan New Mexico	Dec. 17, 2011	Temple 37, Wyoming 15
AdvoCare V100	Dec. 31, 2013	Arizona 42, Boston College 19

Playing Experience

1978-81* Central Connecticut State Offensive Line
 * Four-year starter; earned tryouts with the NFL's New England Patriots, USFL's Jacksonville Bulls, and CFL's Ottawa Roughriders

Off the field, Addazio's big personality played well with his team at a time it was sorely needed. "He genuinely cares about the students," Athletics Director Brad Bates said. "He can be incredibly demanding on the players on and off the field because there's that sincerity in what he does."

Addazio's coaching pedigree includes 13 post-season bowl games (including six BCS bowl games) and two national titles while on the coaching staff at the University of Florida (a 41-14 win over Ohio

State on Jan. 8, 2007, in Glendale, Ariz., and a 24-14 win over Oklahoma on Jan. 8, 2009, in Miami, Fla.).

Prior to his arrival in Chestnut Hill, Addazio led the Temple University Owls in a two-year period of success, transition and growth. Addazio coached the Owls to a nine-win campaign and a bowl victory for the first time in 32 seasons in his first year as head coach. His 2011 team finished the season with a 9-4 record, earning a second-place finish in the Mid-American Conference East Division and captured a 37-15 victory over Wyoming in the New Mexico Bowl – Temple's first bowl victory since Wayne Hardin led the Owls to a 38-3 win over California in the 1979 Garden State Bowl. On Addazio's watch, three Temple players were selected in the 2012 NFL Draft – RB Bernard Pierce (3rd round), TE Evan Rodriguez (4th), and LB Tahir Whitehead (5th) – and nine signed free agent contracts. Meanwhile, Addazio spearheaded the school's 2012 recruiting class to a No. 1 ranking in the Mid-American Conference by Rivals.com.

Shortly thereafter, in March 2012, Temple announced that it would move from the Mid-American Conference to the Big East Conference for football that fall. While guiding the program through its transition in conference affiliation, Addazio led the team to victories in each of its first two Big East Conference games (against South Florida and Connecticut), later posting a 63-point, school-record scoring output against Army before finishing the 2012 campaign with a 4-7 record.

Prior to leading the Owls, Addazio spent six seasons (2005-10) at Florida under head coach Urban Meyer, serving as offensive coordinator in 2009-10 and interim head coach from December 2009 to July 2010. During his tenure in Gainesville, the Gators participated in six postseason bowls and won two BCS national championships. Addazio joined the Gators' staff as tight ends coach in 2005 and also served as offensive line, tackles and tight ends coach (2006), offensive line coach (2007) and offensive assistant head coach (2008) prior to being named offensive coordinator.

Addazio tutored Heisman Trophy winning quarterback Tim Tebow and directed an offense with a total of seven NFL draftees, including first-round picks Mike and Maurkice Pouncey, two of the most elite offensive linemen in Florida history. Florida finished the 2009 season ranked first in the SEC in total offense and second in rushing offense, passing offense and scoring offense. In 2009, the Gators were the only team in the nation to rush for more than 3,000 yards and pass for more than 3,000



Steve Addazio took the Eagles from a 2-10 finish in 2012 to a 7-6 finish and bowl appearance in 2013.

yards. Addazio completed his tenure at Florida on Jan. 1, 2011, coaching the Gators to a 37-24 win over Penn State in the Outback Bowl.

Addazio began his Division I college football coaching career in 1995 at Syracuse. The Orange won three consecutive Big East crowns and appeared in bowl games during each of his four years before he assumed assistant coaching duties at Notre Dame, where he served as offensive line, tight ends and special teams coach from 1999-2001. Addazio moved on to serve as offensive line coach then offensive coordinator during a three-year stint at Indiana (2002-04) before joining the staff at Florida.

Prior to his Division I collegiate coaching career, he served as one of the nation's top high school coaches at Cheshire High School in Cheshire, Conn., from 1988-95. There, his teams won 34 consecutive games, three state titles in a row and were nationally ranked in 1992 and 1994.

A native of Farmington, Conn., Addazio, 55, began his coaching career at Western Connecticut State University, where he served as an assistant coach under Paul Pasqualoni from 1984-87.

A graduate of Central Connecticut State University, Addazio earned a bachelor's degree in physical education in 1981. A four-year starter for the Blue Devils on the offensive and defensive lines, Addazio completed a master's degree in 1985. Addazio earned tryouts with the New England Patriots, the Jacksonville Bulls of the USFL, and the Ottawa Roughriders of the CFL.

Born June 1, 1959, Addazio is married to the former Kathleen Donoghue. They have three children – Nicole, Jessica and Louie (a tight end on the BC football team).

2014 COACHING STAFF

DON BROWN



Defensive Coordinator/ Linebackers

33rd year coaching
Second year at Boston College

The Brown File

Birthdate July 31, 1955
Age on Sept. 1 59
Hometown Spencer, Mass.
High School David Prouty
College Norwich University (1977)
Wife Deborah
Children Echo, Zachariah, Rana, Chelsea
Grandchildren Lola, Piper, William, Remington, Jacoby, Aisling

Coaching Career

2013-14	Boston College	Defensive Coord./LB
2011-12	Connecticut	Defensive Coord./CB
2009-10	Maryland	Defensive Coord./CB
2004-08	Massachusetts	Head Coach
2000-03	Northeastern	Head Coach
1998-99	Massachusetts	Defensive Coord.
1996-97	Brown	Defensive Coord.
1993-95	Plymouth State	Head Coach
1987-92	Yale	Defensive Coord.
1984-86	Dartmouth	Defensive Coord.
1983	Mansfield (Pa.) Univ.	Defensive Coord.
1982	Dartmouth	Assistant Coach
1977-82	Hartford (Vt.) HS	Assistant Coach

Titles

1982	Dartmouth	Ivy League Co-Champions
1989	Yale	Ivy League Champions
1993	Plymouth State *	ECAC Playoffs
1994	Plymouth State *	NCAA Div. III 2nd Rd/ Freedom Conf. Champs
1995	Plymouth State *	NCAA Div. III 1st Rd/ Freedom Conf. Champs
1998	Massachusetts	FCS National Champions/Atlantic 10 Champions
1999	Massachusetts	FCS Quarterfinals/ Atlantic 10 Champions
2002	Northeastern *	FCS First Round/ Atlantic 10 Champions
2006	Massachusetts *	FCS Championship Game/Atlantic 10 Champions
2007	Massachusetts *	FCS Quarterfinals/ Colonial Athletic Assoc. Champs
2010	Maryland	Military Bowl Champs * head coach

Honors

2002	Northeastern	Atlantic 10 Coach of the Year
2002	Northeastern	New England Football Coach of the Year
2006	Massachusetts	AFA Region I Coach of the Year
2006	Massachusetts	Atlantic 10 Coach of the Year
2006	Massachusetts	New England Football Coach of the Year
	Norwich	Hall of Fame Inductee

Playing Experience

1973-76	Norwich University	Running Back
---------	--------------------	--------------

COACHING ACCOMPLISHMENTS

- Is in his 33rd year coaching, his 18th as a defensive coordinator and his second as defensive coordinator and linebackers coach at Boston College.
- Instrumental to a program that achieved seven wins in 2013 and advanced to the AdvoCare v100 Independence Bowl on the heels of a 2-10 campaign in 2012; the five-win improvement tied for fourth-best in the FBS.
- Nominated for the Broyles Award honoring the top assistant in college football in 2013.
- Regarded as one of the nation's premier coaches and defensive strategists; coordinated the 2013 Eagle defense to finish among the nation's leaders in sacks (21st in nation, fifth in conference with 36), tackles for loss (30th in nation, eighth in conference with 88) and red zone defense (30th in nation, third in conference).
- Orchestrated a 600 percent increase in team sack production (36 sacks) and nearly a 200 percent increase in team tackles for loss production (88 tackles for loss) in first season as defensive coordinator at the Heights.
- Spent 12 seasons as a head coach at three institutions – Plymouth State (1993-95), Northeastern (2000-03) and Massachusetts (2004-08); compiled a combined career record of 95-45 as a collegiate head coach.
- Came to the Heights after serving as defensive coordinator and defensive backs coach at Connecticut for two seasons (2011-12).
- Spearheaded a Connecticut defense that ranked among the nation's best in several statistical categories during his two-year tenure – yards per game allowed (10th, 309.9 ypg, 2012), scoring defense (22nd, 19.8 ppg, 2012), rushing defense (fourth, 85.7 ypg, 2011), sacks (13th, 2.8, 2011) and tackles for loss (19th, 7.3, 2011).
- Served as defensive coordinator and cornerbacks coach at Maryland for two seasons (2009-10). At Maryland, the defense improved significantly in nearly every statistical category. The Terps ended 2010 ranked No. 38 nationally in scoring defense, No. 39 in total defense, No. 21 in rushing defense, ninth in pass efficiency defense and tied for 18th in turnovers gained.
- Earned American Football Coaches Association Region I Coach of the Year honors in 2006; also earned Atlantic 10 and New England Coach of the Year honors in 2006.

PERSONAL INFORMATION

- Starred at running back at Norwich University from 1973-76.
- Earned a bachelor's degree from Norwich University in 1977 and master's degree from Plymouth State in 1996.
- Inducted into the Norwich University Hall of Fame.
- A native of Spencer, Mass.

NOTABLE PROFESSIONALS COACHED

- **LB Kevin Pierre-Louis (Boston College) Seattle Seahawks.** 2013 Walter Camp Conn. Player of the Year, All-ACC first-team honoree as a senior; 4th round selection (Seattle) in 2014 NFL Draft.
- **DB Nolan Carroll (Maryland) Miami Dolphins.** Fifth round selection of Miami in the 2010 NFL Draft.
- **WR Victor Cruz (Massachusetts) NY Giants.** 2012 Pro Bowl selection; Super Bowl XLVI champion; NY Giants record holder for single-season receiving yards.
- **James Ihedigbo (Massachusetts) Baltimore.** Super Bowl XLVII champion; Two-time AFC champion (2011, 2012); Consensus I-AA All-American (2006).

RYAN DAY



Offensive Coordinator/ Quarterbacks

13th year coaching
Ninth year at Boston College

The Day File

Birthdate	March 12, 1979
Age on Sept. 1	35
Hometown	Manchester, N.H.
High School	Manchester Central
College	New Hampshire (B.S. 2002) Boston College (M.S. 2004)
Wife	Christina
Children	Ryan Jr., Grace and Durania

Coaching Career

2013-14	Boston College	Off. Coord./QBs
2012	Temple	Off. Coord./WRs
2007-11	Boston College	Wide Receivers
2006	Temple	Wide Receivers
2005	Florida	Grad. Asst. (Offense)
2003-04	Boston College	Grad. Asst. (Offense)
2002	New Hampshire	Tight Ends

Bowls Coached

2013	Boston College	Independence Bowl
2010	Boston College	Kraft Fight Hunger Bowl
2009	Boston College	Emerald Bowl
2008	Boston College	Music City Bowl
2007	Boston College	Champs Sports Bowl
2005	Florida	Outback Bowl
2004	Boston College	Continental Tire Bowl
2003	Boston College	San Francisco Bowl

Playing Experience

1998-2001	New Hampshire	Quarterback
-----------	---------------	-------------

COACHING ACCOMPLISHMENTS

- Entering his second season as offensive coordinator and quarterbacks coach at Boston College; is in his ninth year as a coach at the Heights.
- Orchestrated an offensive attack that yielded an average of 27.7 points per game – the program’s highest average since the 2007 Eagle entry averaged 28.3 points per game en route to an 11-3 record.
- Coordinated the Eagle run attack to an average of 212.5 yards per game, a mark good for second in the Atlantic Coast Conference and 20th among all teams in college football in 2013; the average was a 121.5-yard spike from the previous season’s average, marking the largest one-year improvement in ACC history.
- Mentored Heisman Memorial Trophy finalist and the ACC’s first Doak Walker Award recipient in running back Andre Williams who became the 16th player in Football Bowl Subdivision history to rush for 2,000 yards in the regular season and who established four of the top-five single-game rushing records in school history in 2013.
- Directed the Eagle offense to a 96.9 percent red-zone conversion rate in 2013, a mark good for second among all programs in the nation; team scored on 32-of-33 trips into the red zone.
- Earned 2013 Assistant Coach of the Year recognition from the Gridiron Club of Greater Boston.
- Returned to Boston College after serving as offensive

coordinator and wide receivers coach for one season (2012) at Temple under head coach Steve Addazio.

- Instrumental to a program that achieved seven wins in 2013 and advanced to the AdvoCare v100 Independence Bowl on the heels of a 2-10 campaign in 2012; the five-win improvement tied for fourth-best in the FBS.
- Managed three of the program’s all-time elite skill players in 2013 – running back Andre Williams (fifth-greatest individual rushing statistical season in the history of college football with 2,177 yards on 355 carries), wide receiver Alex Amidon (school’s career record holder for receptions and receiving yards) and quarterback Chase Rettig (one of four players in school history to pass for more than 8,000 yards).
- Has coached in eight career bowl games, including seven at Boston College – the San Francisco Bowl (2003), the Continental Tire Bowl (2004), the Champs Sports Bowl (2007), the Music City Bowl (2008), the Emerald Bowl (2009), the Kraft Fight Hunger Bowl (2010) and the AdvoCare v100 Independence Bowl; coached in the Outback Bowl (2005) while at Florida
- Helped lead the Owls in their return to the Big East Conference in 2012 after a seven-year absence. The team won its first two league games and the rushing attack averaged 201.8 yards per game to lead the conference and finish the season ranked No. 31 among all teams in college football. With 1,057 yards on 186 carries, Montel Harris concluded the season as the conference’s top rusher.

PERSONAL INFORMATION

- Played for head coach Sean McDonnell and offensive coordinator and quarterbacks coach Chip Kelly at the University of New Hampshire.
- Was a three-year starter at quarterback for the Wildcats who served as team captain as a senior in 2001; held four UNH passing records upon graduation, including best passing percentage in a career (59.9, 1997-2001) and touchdown passes in a career (53). His 653 completions rank seventh in Atlantic 10 Conference history.
- Earned a bachelor’s degree in business administration from the University of New Hampshire in 2002 and a master’s degree in administrative studies from Boston College in 2004.
- A native of Manchester, N.H., he was the New Hampshire Gatorade Player of the Year at Manchester Central High School in 1996.

NOTABLE PROFESSIONALS COACHED

- **WR Alex Amidon (Boston College).** Boston College single-season and career record holder for receptions and receiving yards.
- **WR Rich Gunnell (Boston College).** Graduated as the school’s all-time leader in receiving yards; free agent signee of the Kansas City Chiefs.
- **WR Chad Jackson (Florida).** Biletnikoff Award semifinalist in 2005; second round draft pick of the New England Patriots in 2006.
- **WR Ifeanyi Momah (Boston College) Philadelphia.** 2013 free agent signee of the Eagles.
- **QB Chase Rettig (Boston College) Green Bay.** Four-year starter who threw for 8,263 yards and 52 TDs; free agent signee of the Packers.
- **RB Andre Williams (Boston College) NY Giants.** 2013 Doak Walker recipient, unanimous All-American and Heisman Trophy finalist; NY Giants draft pick.

2014 COACHING STAFF

BEN ALBERT



Defensive Line

19th year coaching

Second year at Boston College

The Albert File

Birthdate	March 19, 1972
Age on Sept. 1	42
Hometown	Paterson, N.J.
High School	Pasaic County Tech
College	Massachusetts (B.A. 1995) Massachusetts (M.A. 1997)
Wife	Lisa
Children	Maya and Elijah

Coaching Career

2013-14	Boston College	Defensive Line
2011-12	Temple	Outside Linebackers
2010	Jacksonville Jaguars	Asst. Def. Line
2006-09	Delaware	Assoc. Head Coach/LBs
2004	Richmond	Def. Line/ST Coord.
2002-03	Massachusetts	ILBs/ST Coord.
2001	Rutgers	Defensive Line
1997-2000	Richmond	Def. Line/Linebackers
1995-96	Massachusetts	Defensive Line

Bowls Coached

2013	Boston College	Independence
2011	Temple	New Mexico

Playing Experience

1990-94	Massachusetts	NG/Defensive Tackle
---------	---------------	---------------------

COACHING ACCOMPLISHMENTS

- Is entering his 19th year coaching, his 18th at the collegiate level and his second as defensive line coach at Boston College; spent the 2010 season as assistant defensive line coach with the Jacksonville Jaguars.
- Coached an Eagle defensive line that yielded a 600 percent increase in team sack production (36 sacks) and nearly a 200 percent increase in team tackles for loss production (88 tackles for loss) in his first season as defensive line coach at Boston College.
- Guided the 2013 Eagle defense to finish among the nation's leaders in sacks (21st in nation, fifth in conference with 36), tackles for loss (30th in nation, eighth in conference with 88) and red zone defense (30th in nation, third in conference).
- Mentored All-Atlantic Coast Conference second-team honoree Kasim Edebali, a New Orleans Saints free agent signee who established career highs in nearly every statistical category in 2013 and who produced more than six times his previous high in sacks.
- Joined the Eagles' staff after spending the previous two seasons as the outside linebackers coach at Temple University under Steve Addazio.
- After spending his first 14 seasons as a coach on the collegiate level, served as an assistant defensive line coach with the Jacksonville Jaguars in 2010.
- Prior to his one-year stint with the Jaguars, served as

associate head coach and linebackers coach at the University of Delaware from 2006-09; helped the Blue Hens to the FCS title game in 2007.

- Instrumental to a program that achieved seven wins in 2013 and advanced to the AdvoCare v100 Independence Bowl on the heels of a 2-10 campaign in 2012; the five-win improvement tied for fourth-best in the FBS
- Helped lead an Owls' defense that ranked third among all teams in college football in scoring (13.9 ppg) in 2011; team finished 9-4 and captured Temple's first bowl victory in 32 years with a 37-15 win over Wyoming on Dec. 17.
- Coached linebacker Tahir Whitehead to All-MAC honors at Temple before his selection in the fifth round of the 2012 NFL Draft by the Detroit Lions; also coached all-conference linebacker Adrian Robinson and all-conference defensive end John Youboty, both playing in the NFL, while at Temple.
- Returned to the University of Richmond, where he previously served as an assistant coach for four years (1997-2000), to serve as defensive line coach and special teams' coordinator in 2004.
- Member of three coaching staffs that captured Atlantic 10 titles - at Massachusetts in 2003 and at Richmond in 1998 and 2000.
- Recruited fellow Paterson, N.J., native and current New York Giants WR Victor Cruz to Massachusetts while in his second stint with the Minutemen.
- Moved to the NCAA Division I-A level in 2001 where he served as defensive line coach at Rutgers University under head coach Greg Schiano.

PERSONAL INFORMATION

- Played nose guard and defensive tackle at Massachusetts from 1990-94, leading the Minutemen to the Yankee Conference title in 1990 as a freshman.
- A team captain as a senior in 1994, Albert earned first-team All-Yankee Conference and All-East honors; team finished the season ranked 13th among all teams in the country in total defense.
- Earned a bachelor's degree in political science and sociology from the University of Massachusetts in 1995 and a master's degree in education from Massachusetts in 1997.
- In addition to his coaching career, he worked as a minority fellowship intern with the Oakland Raiders in the summer of 1999.
- A native of Paterson, N.J.

NOTABLE PROFESSIONALS COACHED

- WR Victor Cruz (Massachusetts) NY Giants.** Free agent signee of the NY Giants; Super Bowl XLVI champion. 2012 Pro Bowl selection; 2011 All-Pro second-team honoree.
- DE Kasim Edebali (Boston College) New Orleans.** All-ACC second-team honoree, free agent signee of the Saints.
- LB Paris Lenon (Richmond).** 12-year NFL veteran; Two-time All-Atlantic 10 honoree.
- LB Adrian Robinson (Temple).** 2011 free agent signee of Pittsburgh; 2011 All-MAC first-team honoree.
- DE John Youboty (Temple).** Free agent signee of the Denver Broncos; 2012 All-Big East second-team pick.
- LB Tahir Whitehead (Temple).** Three-time first-team All-MAC honoree; 2009 MAC Defensive Player of the Year; fifth-round selection of the Detroit Lions in the 2012 NFL Draft.

TODD FITCH



Wide Receivers/ Passing Game Coordinator

28th year coaching
Second year at Boston College

The Fitch File

Birthdate

Feb. 15, 1964

Age on Sept. 1

50

Hometown

Bellaire, Ohio

High School

Bellaire

College

Ohio Wesleyan (B.A. 1986)

Bowling Green (MA. 1987)

Wife

Julie

Children

Curtis and Peyton

Coaching Career

2013-14	Boston College	WRs/ Passing Game Coord.
2012	South Florida	Off. Coord./QBs
2010-11	South Florida	Off. Coord./RBs
2007-09	East Carolina	Off. Coord./QBs
2004-06	Iowa State	Quarterbacks
2002	South Carolina	Running Backs
1999-2001	South Carolina	Wide Receivers
1996-98	Connecticut	Offensive Coordinator
1994-95	Connecticut	Quarterbacks
1992-93	Colorado State	RBs/Special Teams
1990-91	Bowling Green	Wide Receivers
1989	West Virginia	Volunteer Assistant
1988	Bowling Green	Graduate Assistant
1986-87	Ohio Wesleyan	Assistant

Bowls Coached

2013	Boston College	Independence
2010	South Florida	Meineke Car Care
2009	East Carolina	Liberty
2008	East Carolina	Liberty
2007	East Carolina	Hawaii
2005	Iowa State	Houston
2004	Iowa State	Independence
2002	South Carolina	Outback
2001	South Carolina	Outback
1991	Bowling Green	California
1989	West Virginia	Gator

Playing Experience

1982-85	Ohio Wesleyan	Defensive Back
---------	---------------	----------------

2010 making the Bulls one of just 15 programs nationally to accomplish the feat.

- Prior to Tampa, Fitch spent three seasons (2007-09) as offensive coordinator and quarterbacks coach at East Carolina.
- Won consecutive Conference USA championships while at East Carolina in 2008 and 2009; became the first program in league history to win consecutive conference championships.
- A veteran with 26 years of coaching experience, Fitch has also worked under legendary head coaches Don Nehlen, Earle Bruce and Lou Holtz during his career which spans back to 1986 and included stops at alma mater Ohio Wesleyan, Bowling Green, West Virginia and Colorado State.
- Began his coaching career in 1986 at his alma mater, Ohio Wesleyan, before stints at Bowling Green, West Virginia and Colorado State.
- Instrumental to a program that achieved seven wins in 2013 and advanced to the AdvoCare v100 Independence Bowl on the heels of a 2-10 campaign in 2012; the five-win improvement tied for fourth-best in the FBS
- Coached record-setting QB B.J. Daniels at USF who finished his career second in school history and third in Big East history in total offense (10,501) despite missing the last three games of his senior season because of injury.
- Helped the Bulls move up 75 spots in the national rankings in total offense from 2010 to 2011. USF improved its passing offense by 85 yards per game during that span. Only two teams saw a greater jump in the passing offense national rankings, as the Bulls improved 59 spots. In addition, the Bulls improved 39 spots in rushing offense, increasing their output by 38 yards per game.
- Spearheaded an offense that broke single-season school records for most points (403) and touchdowns scored (52) in 2007, records that had previously stood for 28 years. During that year, the Pirates' explosive offense ranked first nationally in scoring drives under one minute (23) and seventh in scoring plays 25 yards or longer (18).

PERSONAL INFORMATION

- Played defensive back at Ohio Wesleyan from 1982-85, starting in his final three seasons and earning all-league honors as a senior.
- Earned a bachelor's degree in journalism from Ohio Wesleyan in 1986 and a master's degree in sport management from Bowling Green in 1987.
- A native of Bellaire, Ohio.

NOTABLE PROFESSIONALS COACHED

- **QB B.J. Daniels (Univ. South Florida).** Drafted by San Francisco in the seventh round in the 2013 NFL Draft; achieved 10,501 total yards and 77 total touchdowns at USF; finished second on the all-time Big East yardage leaders.
- **TE Davon Drew (East Carolina) Baltimore.** Drafted by Baltimore in 2009; three-time All C-USA honoree.
- **RB Chris Johnson (East Carolina) Tennessee.** Three-time Pro Bowl selection; AP NFL Offensive Player of the Year (2009); Two-time All-C-USA first-team pick.
- **RB/FB Andrew Pinnock (South Carolina).** Seventh-round draft pick of San Diego in the 2003 NFL Draft.
- **Troy Williamson (South Carolina).** First-round selection of Minnesota in 2005 NFL Draft; 2004 All-SEC First-Team; 2002 SEC All-Freshman team.

2014 COACHING STAFF

JUSTIN FRYE



Offensive Line

Eighth year coaching

Second year at Boston College

The Frye File

Birthdate	Sept. 19, 1983
Age on Sept. 1	30
Hometown	Elwood, Ind.
High School	Elwood
College	Indiana (2006)
Wife	Lauren
Children	Kevin and Zoe

Coaching Career

2013-14	Boston College	Offensive Line
2011-12	Temple	Offensive Line
2009-10	Florida	Offensive Line Grad. Asst.
2007-08	Indiana	Graduate Assistant

Bowls Coached

2013	Boston College	Independence
2011	Temple	New Mexico
2010	Florida	Outback
2009	Florida	Sugar
2007	Indiana	Insight

Playing Experience

2002-06	Indiana	Offensive Line
---------	---------	----------------

COACHING ACCOMPLISHMENTS

- Entering his eighth year coaching and his second as offensive line coach at Boston College.
- Led the Eagle offensive line in its return to prominence in his first season at the Heights in 2013.
- Structured and guided an offensive line that yielded a Heisman Memorial Trophy finalist and the Atlantic Coast Conference's first Doak Walker Award recipient in running back Andre Williams. Williams became the 16th player in FBS history to rush for 2,000 yards in the regular season.
- Molded an Eagle offensive line that produced a rushing attack that averaged 212.5 yards per game, a mark good for second in the Atlantic Coast Conference and 20th among all teams in college football in 2013; the average was a 121.5-yard spike from the previous season's average, marking the largest one-year improvement in ACC history.
- Came to the Heights after serving as offensive line coach at Temple University under head coach Steve Addazio for two seasons (2011-12).
- Has worked with head football coach Steve Addazio as a player at Indiana and as a coach at Florida, Temple and Boston College.
- Instrumental to a program that achieved seven wins in 2013 and advanced to the AdvoCare v100 Independence Bowl on the heels of a 2-10 campaign in 2012; the five-win improvement tied for fourth-best in the FBS.

- In Frye's first season at Temple (2011), the Owl offense set the school records for rushing yards and rushing touchdowns in a season as well behind the explosive efforts of All-MAC honorees Pierce and Matt Brown. Blocking the way were All-MAC offensive linemen Pat Boyle and Wayne Tribue. The starting offensive line combined for 147 starting appearances.
- Helped mentor future NFL draft picks Maurkice Pouncey, Mike Pouncey, Marcus Gilbert, and Maurice Hurt while at Florida.
- Coached the 2010 Gator offensive line that allowed four Florida players to rush for over 300 yards on the year – one of only six BCS teams to accomplish the feat. The offensive line, which allowed only 24 sacks, had a Sporting News Freshman All-American in guard Jon Halapio and an Associated Press second-team All-SEC performer in center Mike Pouncey. Following a win in the Outback Bowl, tackle Marcus Gilbert and Pouncey were selected to play in the 2011 Senior Bowl.
- Helped tutor Maurkice Pouncey who won the 2009 Rimington Award, given annually to college football's most outstanding center. Additionally, the 2009 offensive line led the Southeastern Conference in rushing and total offense while finishing second in scoring offense.

PERSONAL INFORMATION

- Played four seasons (2002-06) for the Hoosiers under the tutelage of Steve Addazio as offensive coordinator.
- Captained Indiana as a senior and earned the team's Most Outstanding Offensive Lineman Award.
- Set the school record for most consecutive starts (45).
- Earned a bachelor's degree in sports communications from Indiana University in December 2006.
- His father, the late Kevin Frye, was a fullback and tight end for the Hoosiers from 1977-81 and played in the 1979 Holiday Bowl.
- Played for Elwood High School where he was a first-team All-State performer; also played basketball and golf and ran track and earned Academic All-State honors and was the Marine Corps Scholar-Athlete of the Year.
- A native of Elwood, Ind.

NOTABLE PROFESSIONALS COACHED

- **OT Matt Patchan (Boston College) Tampa Bay.** All-ACC second-team honoree and 2014 free agent signee of the Buccaneers.
- **C Mike Pouncey (Univ. of Florida) Miami.** First round selection of Miami in the 2011 NFL Draft; 2009 first-team All-America and All-SEC honoree; 2009 BCS national champion.
- **OT Marcus Gilbert (Univ. of Florida) Pittsburgh.** Second round selection of Pittsburgh in the 2011 NFL Draft; Steelers rookie of the year in 2011; 2009 BCS national champion.
- **C Maurkice Pouncey (Univ. of Florida) Pittsburgh.** First round selection of Pittsburgh in the 2010 NFL Draft; 2009 Rimington Trophy recipient, consensus All-American; 2009 BCS national champion.
- **Martin Wallace (Temple) Cleveland.** All-Big East second-team honoree in 2012; free agent signee of the Browns.
- **Ian White (Boston College) San Diego.** All-ACC honoree, team co-captain and 2014 free agent signee of the Chargers.

KEVIN LEMPA



Defensive Backs

41st year coaching
16th year at Boston College

The Lempa File

Birthdate July 17, 1952
Age on Sept. 1 62
Hometown Hartford, Conn.
College Southern Connecticut State (B.S. 1974)
 Maine (M.Ed. 1978)
Wife Sara
Children Christopher and Tara

Coaching Career

2013-14	Boston College	Defensive Backs
2012	Columbia	Def. Coord./Secondary
2011	Central Conn. St.	Def. Coord.
2009-10	Maryland	Safeties
2007-08	Maryland	Secondary
2003-06	Boston College	Defensive Backs
2000-02	Hawaii	Defensive Coordinator
1997-99	San Diego Chargers	DBs/Def. Line
1991-96	Dartmouth	Def. Coord./DBs
1981-90	Boston College	OLBs/Special Teams
1977-80	Maine	Defensive Backs
1976	Wesleyan	Wide Receivers
1974-75	Southern Conn. St.	Wide Receivers

Bowls Coached

2013	Boston College	Independence
2010	Maryland	Military
2008	Maryland	Humanitarian
2007	Maryland	Emerald
2006	Boston College	Meineke Car Care
2005	Boston College	MPC Computers
2004	Boston College	Continental Tire
2003	Boston College	San Francisco
2002	Hawaii	Hawaii
1986	Boston College	Hall of Fame
1984	Boston College	Cotton
1983	Boston College	Liberty
1982	Boston College	Tangerine

Playing Experience

1970-73	Southern Conn. St.	Wide Receiver
---------	--------------------	---------------

COACHING ACCOMPLISHMENTS

- Is entering his 41st year in coaching and his second as defensive backs coach at Boston College under Steve Addazio; is in his third stint with the Eagles. Also coached the defensive backs at the Heights from 2003-06, and served as outside linebackers and special teams coach from 1981-90.
- Has coached in 13 collegiate bowl games, including nine as an assistant coach at Boston College – one under head coach Steve Addazio (2013 AdvoCare v100 Independence Bowl), four under head coach Tom O'Brien (the 2006 Meineke Car Care Bowl, 2005 MPC Computers Bowl, the 2004 Continental Tire Bowl, the 2003 Diamond Walnut San Francisco Bowl) and four under head coach Jack Bicknell (1986 Hall of Fame Bowl, 1985 Cotton Bowl, 1983 Liberty Bowl, and 1982 Tangerine Bowl).
- Served as an outside linebackers and special teams coach for 10 seasons (1981-90) in his first tenure at

Boston College under head coach Jack Bicknell; coached the defensive backs during his second stint at Boston College (2003-06) under head coach Tom O'Brien.

- Rejoined the Boston College staff after having served as defensive coordinator at Columbia (2012) and Central Connecticut State (2011).
- Spent four seasons (2007-10) as a defensive backs coach at the University of Maryland.
- Won bowl games with BC every season from 2003-06.
- Returned to Boston College from the University of Hawaii, where he served as defensive coordinator from 2000-02.
- Served as a defensive assistant with the San Diego Chargers (1997-99) and as a defensive backs coach and later defensive coordinator at Dartmouth College (1991-96) after his first stint with BC.
- Guided the defensive backs for Bicknell at the University of Maine from 1977-80 prior to his first job with Boston College.
- Began his coaching career as a wide receivers coach at Wesleyan (1976) and Southern Conn. State (1974-75).
- Instrumental to a program that achieved seven wins in 2013 and advanced to the AdvoCare v100 Independence Bowl on the heels of a 2-10 campaign in 2012; the five-win improvement tied for fourth-best in the FBS.
- Helped direct an impressive pass defense at Maryland in 2007 as the Terrapins yielded just 210.7 yards per game to rank 33rd in the country in pass defense.
- Coached nine players that have gone on to play in the National Football League.
- Groomed defensive backs for more than two decades and has guided players to All-ACC, All-WAC, All-Ivy League, All-ECAC and All-American honors.
- Guided a BC pass defense that made 21 interceptions to tie for third nationally in 2006, trailing only Western Michigan (24) and Wake Forest (22). BC also had 17 interceptions in 2004 which led the Big East.
- Tutored cornerback DeJuan Trubble and strong safety Ryan Glasper to All-Atlantic Coast Conference honors in 2006.
- Helped lead the 2001 Hawai'i team to a 9-3 finish with four of its defensive players earning All-WAC honors. The 2002 team finished 10-4 and played in the ConAgra Foods Hawai'i Bowl

PERSONAL INFORMATION

- Played wide receiver for four seasons and started for two years at Southern Connecticut State from 1970-73.
- Garnered Eastern Football Conference first-team honors.
- Earned a bachelor's of science degree from Southern Connecticut State in 1974 and a master's of education from the University of Maine in 1978.
- Is a native of Hartford, Conn.

NOTABLE PROFESSIONALS COACHED

- DB Kevin Barnes (Maryland).** Third round selection of Washington in the 2009 NFL Draft
- DB Will Blackmon (Boston College) Seattle Seahawks.** Fourth round selection of Green Bay in the 2006 NFL Draft; Super Bowl XLVI champion with the NY Giants
- DB Nolan Carroll (Maryland) Miami Dolphins.** Fifth round selection of Miami in the 2010 NFL Draft
- DB Lloyd Lee (Dartmouth).** Played safety for San Diego in 1998; played safety at Dartmouth from 1994-98
- DB Jamie Silva (Boston College).** Consensus All-America first-team selection in 2007; Jim Thorpe Award finalist; Champ Sports Bowl MVP.

2014 COACHING STAFF

FRANK LEONARD



Tight Ends

30th year coaching
Second year at Boston College

The Leonard File

Birthdate	April 5, 1958
Age on Sept. 1	56
Hometown	Wethersfield, Conn.
High School	Wethersfield
College	Central Connecticut State (B.A. 1981) Central Connecticut State (M.A. 1983)
Wife	Kathy
Children	Maria and Sarah

Coaching Career

2013-14	Boston College	Tight Ends
2012	Temple	Tight Ends
2009-11	St. Louis Rams	Tight Ends
2007-08	Kansas State	Tight Ends
2004-06	New England Patriots	Scout
2003	Richmond	OL/Recruiting Coord.
1997-02	Richmond	Offensive Line
1995-96	Richmond	Running Backs
1994	Richmond	Offensive Line
1990-93	Connecticut	Outside Linebackers
1987-90	Western Connecticut	Off. Coord./OL
1985-86	Central Conn. St.	Defensive Line
1982-84	Western Connecticut	Defensive Line
1981	Wethersfield HS	Assistant Coach

Bowls Coached

2013	Boston College	Independence
------	----------------	--------------

Playing Experience

1976-80	Central Conn. St.	Defensive Back
---------	-------------------	----------------

tight ends coach for the St. Louis Rams under Steve Spagnuolo; the group played a key role in the Rams' offensive success in 2010. Daniel Fells finished fourth on the team in receptions as he set a new career-high with 41 catches. Billy Bajema also set a career best as he hauled in 14 passes while continuing to play a key role in the running game.

- Prior to making his coaching debut in the National Football League, he served as tight ends coach at Kansas State University for two years 2007-08.
- Spent three seasons (2004-06) as a special assignment scout for the New England Patriots.
- Enjoyed a 10-year tenure at the University of Richmond, where he coached the offensive line (1994, 1997-2003), running backs (1995-96) and served as the school's recruiting coordinator (2003).
- Instrumental to a program that achieved seven wins in 2013 and advanced to the AdvoCare v100 Independence Bowl on the heels of a 2-10 campaign in 2012; the five-win improvement tied for fourth-best in the FBS.
- In 1998, the Spiders posted a 9-3 record and earned their first Atlantic 10 title, a berth in the NCAA I-AA playoffs, and a No. 5 final national ranking. The Spiders earned a second Atlantic 10 title and a No. 6 national ranking in 2000 after posting a 10-3 record, rushing for a school-record 3,669 yards and reaching the quarterfinals of the NCAA I-AA playoffs.
- Has extensive coaching experience in the state of Connecticut; coached at the University of Connecticut (1990-93), Western Connecticut (1982-84, 1987-90), and Central Connecticut State (1985-86).

PERSONAL INFORMATION

- Earned a bachelor's degree in physical education from Central Connecticut State in 1981 and his master's degree from Central Connecticut State in 1983.
- Played defensive back for the Blue Devils from 1976-80.
- Played free safety for the semi-pro New England Crusaders in 1981.
- A native of Wethersfield, Conn.

NOTABLE PROFESSIONALS COACHED

- **TE Michael Patrick Hoomanawanui (St. Louis Rams) New England.** Fifth-round selection of St. Louis in 2010 NFL Draft.
- **TE Dan Fells (St. Louis Rams) NY Giants.** Signed a free-agent contract with St. Louis in 2008; played three seasons with the Rams.
- **TE Billy Bajema (St. Louis Rams) Baltimore.** Eight-year NFL veteran; played 2009-11 with St. Louis; won Super Bowl XLVII with Baltimore.
- **TE Lance Kendricks (St. Louis).** Second-round selection of St. Louis in 2011 NFL Draft; Consensus All-American at Wisconsin.
- **TE Jaron Mastrud (Kansas State) Oakland.** Career receptions leader among tight ends at KSU; four-year NFL veteran.
- **TE Randy McMichael (St. Louis) San Diego.** 11-year NFL veteran with the Miami Dolphins, St. Louis Rams and San Diego Chargers.

COACHING ACCOMPLISHMENTS

- Is entering his 30th year coaching, his 27th at the collegiate level and is in his second season as tight ends coach at Boston College.
- Mentored a group of tight ends essential to an Eagle offensive unit that averaged 212.5 rushing yards per game, a mark good for second in the Atlantic Coast Conference and 20th among all teams in college football in 2013; the average was a 121.5-yard spike from the previous season's average, marking the largest one-year improvement in ACC history.
- Developed and led an Eagle tight end corps that produced three of the team's top-six receptions leaders in 2013 – Jake Sinkovec, Mike Naples and C.J. Parsons; all three players eclipsed career highs in receptions, receiving yards and touchdown receptions.
- Spent the 2012 season as tight ends coach at Temple under Steve Addazio; was a teammate of Addazio's at Central Connecticut State and the two coached under Paul Pasqualoni at Western Connecticut State.
- Prior to Temple, spent three seasons (2009-11) as the

SEAN MCGOWAN



**Special Teams/SAM
Linebackers/Nickel Package**
17th year coaching
Second year at Boston College

The McGowan File

Birthdate July 22, 1974
Age on Sept. 1 40
Hometown Cheshire, Conn.
High School Cheshire
College Fordham (1998)
Wife Ashley
Children Liam and Owen

Coaching Career

2013-14	Boston College	Special Teams/ SAM LBs/Nickel
2012	Temple	Inside Linebackers/ST
2011	Temple	Inside Linebackers
2010	New Hampshire	Def. Coord./LBs
2009	New Hampshire	Def. Coord./DBs
2007-08	New Hampshire	Def. Coord./LBs
2005-06	New Hampshire	Defensive Backs
2004	New Hampshire	OLBs
2003	West Virginia Tech	Defensive Coord.
2002	Duquesne	Defensive Coordinator
1999-2001	Pittsburgh	Graduate Assistant
1998	Occidental College	Quarterbacks

Bowls Coached

2013	Boston College	Independence
------	----------------	--------------

Playing Experience

1995-98	Fordham	Quarterback/Safety
---------	---------	--------------------

COACHING ACCOMPLISHMENTS

- Is in his 17th year coaching and in his second season as special teams/SAM linebackers/nickel package coach at Boston College.
- Orchestrated a special teams unit that finished the season ranked among the conference's and nation's best in his first season at the Heights; led all FBS programs in field-goal percentage (100 percent) and ranked sixth in the conference (and 43rd among national leaders) in kickoff return defense.
- Coached ESPN.com first-team All-America selection Nate Freese, who enjoyed his most productive season in 2013, converting 100 percent (20-for-20) of his field-goal attempts and 98 percent (40-of-41) of his extra points while also handling punting and kickoff duties.
- Served as inside linebackers coach under Steve Addazio (2011-12) at Temple prior to his arrival at the Heights; served as both inside linebackers coach and special teams coordinator for the Owls in 2012.
- Spent seven seasons at the University of New Hampshire as a defensive coach (2004-10); coached the defensive backs in his first two seasons (2005-06) before being promoted to defensive coordinator – a position he held for the next four seasons (2007-10); held positional responsibilities for coaching the linebackers in 2007-08 and defensive backs in 2009-10 while serving as defensive coordinator for the Wildcats.

- Helped guide New Hampshire to seven consecutive NCAA playoff appearances, including six appearances in the quarterfinals; the Wildcats went 5-1 against FBS teams during his time in Durham, N.H., defeating Rutgers, Northwestern, Marshall, Army and Ball State and registered a combined record of 65-25.
- Instrumental to a program that achieved seven wins in 2013 and advanced to the AdvoCare v100 Independence Bowl on the heels of a 2-10 campaign in 2012; the five-win improvement tied for fourth-best in the FBS.
- Mentored freshman linebacker Tyler Matakevich to Big East Rookie of the Year honors, return specialist Matt Brown to Big East Special Teams Player of the Year honors and placekicker/punter Brandon McManus to All-Conference first-team honors in 2012.
- Spearheaded a 2012 special teams unit that finished the season ranked among the conference's and nation's best; led the Big East in net punting and ranked sixth among all FBS teams (40.76 average); ranked third in the conference and 21st among national leaders in kickoff return average (23.96); and ranked third among all conference teams (and 43rd overall) in punt returns (10.04).
- Coached 16 All-Conference honorees during his seven-year tenure at New Hampshire and was a member of coaching staffs that captured championships in six (of seven) seasons.
- Was instrumental in helping the Wildcat defense lead the nation in fumble recoveries, interceptions, and turnover margin in 2005. Mentored Jeff Pammer who earned All-America honors and worked closely with Buck Buchanan Award candidate Corey Graham, who was drafted in the fifth round of the NFL draft in 2007 by the Chicago Bears.
- Although he didn't have the official title, McGowan served in a defensive coordinator capacity in 2006.
- Prior to joining the UNH staff, McGowan worked at the University of New Haven before the school discontinued its football program.
- Spent the 2003 season as the defensive coordinator at West Virginia Tech.

PERSONAL INFORMATION

- Earned a bachelor's degree in business from Fordham University in 1998.
- Played quarterback and safety for the Rams from 1995-98; earned two varsity letters.
- A native of Cheshire, Conn.

NOTABLE PROFESSIONALS COACHED

- **LB Matt Evans (New Hampshire).** New Hampshire school record holder for tackles; Buck Buchanan Award recipient given to the top FCS defensive player.
- **PK Nate Freese (Boston College) Detroit.** ESPN.com first-team All-American and 2014 Lions draft choice.
- **CB Corey Graham (New Hampshire) Baltimore.** 2011 Pro Bowl selection; Super Bowl XLVII champion; Fifth-round draft pick of Chicago in 2007.
- **LB Stephen Johnson (Temple).** 2011 All-MAC honoree; free agent signee of New Orleans.
- **PK/P Brandon McManus (Temple).** All-Big East first-team; school record holder for points (338), field goals (60) and punting average (45.4); free agent signee of Indianapolis.
- **LB Sean Ware (New Hampshire).** Free agent signee of Carolina.

2014 COACHING STAFF

AL WASHINGTON



Running Backs

Eighth year coaching
Third year at Boston College

The Washington File

Birthdate	April 22, 1984
Age on Sept. 1	30
Hometown	Columbus, Ohio
High School	Watterson
College	Boston College (2006)

Coaching Career

2013-14	Boston College	Running Backs
2012	Boston College	Asst. ST/Asst. DL
2011	Elon	Linebackers
2009-10	Slippery Rock Univ.	Defensive Line
2008	NC State	Grad. Asst. (Defense)
2007	RPI	Defensive Line

Bowls Coached

2013	Boston College	Independence
2008	NC State	PapaJohns.com

Playing Experience

2002-05	Boston College	Defensive Tackle
---------	----------------	------------------

Bowls Played

2002	Boston College	Motor City
2003	Boston College	San Francisco
2004	Boston College	Continental Tire
2005	Boston College	MPC Computers

COACHING ACCOMPLISHMENTS

- Entering his eighth year coaching, his third at Boston College and his second as running backs coach.
- Mentored Heisman Memorial Trophy finalist and the Atlantic Coast Conference's first Doak Walker Award recipient in running back Andre Williams who became the 16th player in Football Bowl Subdivision history to rush for 2,000 yards in the regular season and who established four of the top-five single-game rushing records in school history in 2013.
- Coached a running backs corps that contributed to an Eagle rushing attack that averaged 212.5 yards per game, a mark good for second in the Atlantic Coast Conference and 20th among all teams in college football; the average was a 121.5-yard spike from the previous season's average, marking the largest one-year improvement in ACC history.
- Returned to his alma mater as assistant defensive line and assistant special teams coach in 2012.

- Came to Boston College after serving as linebackers coach at Elon University for one season (2011) under the direction of head coach Jason Swepson. Swepson is a 1992 BC graduate who served as running backs coach at his alma mater for eight seasons (1999-2006).
- At Elon he worked with a talented group of linebackers that included 2011 All-American and All-SoCon selection Joshua Jones as well as SoCon All-Freshman Team member Jonathan Spain. Linebacker Jonathan Spain also collected freshman All-America accolades.
- Prior to his time at Elon, Washington spent the previous two seasons as the defensive line coach at Slippery Rock University which won 12 games in that span, including a pair of wins against top-25 foes. Coached all PSAC conference defensive ends Pat Marsilio and Jeff Thompsom.
- Coached at Division III Rensselaer Polytechnic Institution (RPI) in 2007.
- Helped lead RPI to an 8-2 record, a Liberty League championship and a berth in the NCAA Division III playoffs; was a member of the 2007 Liberty League Coaching Staff of the Year.
- Served as North Carolina State University's defensive graduate assistant for one season (2008).
- Instrumental to a program that achieved seven wins in 2013 and advanced to the AdvoCare v100 Independence Bowl on the heels of a 2-10 campaign in 2012; the five-win improvement tied for fourth-best in the FBS.

AS A PLAYER

- Was a three-year starter at defensive tackle and four-year letterman at Boston College (2002-05).
- Earned Boston College's Paul Cavanaugh Award in 2006, given annually to the player whose on and off the field accomplishments speak volumes about his commitment, outlook, volunteer work, ethics and work in the community and on the team.
- Captured the program's Leadership Award in 2005.
- Signed with the Canadian Football League's Saskatchewan Roughriders in June 2006. Played one season (2006) for the Roughriders; also played for the CFL's Hamilton Tiger-Cats.

PERSONAL INFORMATION

- Earned a bachelor's degree in sociology from Boston College in May 2006.
- A native of Columbus, Ohio.

NOTABLE PROFESSIONALS COACHED

- **RB Andre Williams (Boston College) NY Giants.** 2013 Doak Walker Award recipient and unanimous All-American; BC single-season and career rushing record holder; NY Giants 4th-round draft choice
- **LB Josh Jones (Elon).** 2012 free agent signee (Jacksonville); 2011 first-team All-Southern Conference.
- **DE Willie Young (NC State).** Drafted by Detroit in 2010; 2009 second-team All-ACC.

BARRY GALLUP



**Associate Athletics Director,
Football Relations**

35th year at Boston College

The Gallup File

Hometown Swampscott, Mass.
High School Swampscott
Post Graduate College Deerfield Academy
Boston College (Marketing, 1969)

Coaching Career

1970-72	Boston College	Freshmen
1973-80	Boston College	Defensive Line
1981-90	Boston College	WR/TE/Recruiting Coord.
1991-99	Northeastern	Head Coach

Administrative Career

1994-98	Northeastern	Athletics Director
2000-07	Boston College	Asst. AD/Football Operations
2008-2012	Boston College	Assoc. AD/Football Operations
2013-2014	Boston College	Assoc. AD/Football Relations

Awards & Honors

- John Baronian Award, Lifetime Contribution to Football, 2007
- New England Coach of the Year, 1997
- Boston College Varsity Club Hall of Fame, 1983

Barry Gallup's name is synonymous with Boston College football. Now in his 35th year as a member of the staff, Gallup, one of the best receivers in school history, served as a BC assistant coach for 20 years (1970-91) and Northeastern's head coach for nine years (1991-99) prior to returning to his alma mater as assistant athletics director for football operations in May 2000. He was promoted to associate athletics director for football operations in May 2008.

Gallup has dedicated a large part of his life to football in Boston. In early 2007, Gallup received the John Baronian Award for Lifetime Contribution to Football from the Gridiron Club of Greater Boston at its annual awards ceremony.

After starring on the football field at Swampscott High for legendary coach Stan Bondevlevitch, earning All-America honors as a senior, he entered BC in 1965, and would become the greatest receiver in the school's history before graduating in 1969. He set school marks for receptions with 87 and receiv-

ing yards, 1,325 (Mel Briggs eclipsed both of the records in 1973). He had 735 yards and established a season record for catches (46) as a senior (a mark eventually broken by Gallup protégé Brian Brennan in 1983). He also played two years of college basketball for legendary former Boston Celtic Bob Cousy.

Upon college graduation, Gallup turned down an offer to play with the Boston Patriots and began his career in teaching and coaching, working in the Swampscott school district. In 1970, he embarked upon a 20-year coaching career with the Eagles when he became a part-time assistant coach at BC. He became a full-time assistant in 1973, coaching the team's defensive line. His role changed to receivers and tight ends coach and head recruiting coordinator when Jack Bicknell arrived as head coach in 1981.

As an assistant first to Joe Yukica, then to Ed Chlebek and finally to Bicknell, Gallup established himself as a top recruiter and football strategist. Gallup played a key role in attracting some of the nation's most talented players to BC, including Heisman Trophy winner and former New England Patriot Doug Flutie, Joe Nash, Fred Smerlas and Peter Cronan. He coached several future professional players while directing the receiving corps, including Brian Brennan (Cleveland Browns), Mark Chmura (Green Bay Packers), Kelvin Martin (Dallas Cowboys), Pete Mitchell (New York Giants), Tom Waddle (Chicago Bears) and the brothers Flutie, Doug and Darren, who both went on to play in the Canadian Football League. As BC's primary recruiter, he was one of the key builders of bowl-bound BC teams in 1982 (Tangerine Bowl), '83 (Liberty), '85 (Cotton) and '86 (Hall of Fame). He was inducted into BC's Varsity Club Hall of Fame in 1983.

Gallup took over the Northeastern football program in 1991. After going 4-7 his first year, Gallup built the program into a winner that finished with a 6-5 mark in 1996 and an 8-3 record in 1997. He was named New England Coach of the Year in 1997. His 1998 senior class left as the most successful in school history. He left NU with an overall coaching record of 38-60-1. Before returning strictly to coaching in 1998, Gallup had an eventful four-year tenure as NU's athletics director in which the department successfully earned NCAA certification, initiated a comprehensive strategic plan to achieve gender equity, and added several prominent coaches, including highly respected hockey coach Bruce Crowder and men's basketball coach Dave Leitao.

Gallup resides in Wellesley with wife, Victoria. Their son, Barry Charles Jr., resides in New York City and is engaged to Maggie Rulli '10.

SUPPORT STAFF

REGGIE TERRY



**Assistant Athletics Director,
Football Operations &
Player Personnel**

2nd year at Boston College

The Terry File

Hometown Rockville Centre, N.Y.
High School Hempstead
Post Graduate Syracuse
College Syracuse (History/Education, 1993)

Administrative Career

2007-2012	Arizona Cardinals	Dir. of Football Administration
2006-07	Syracuse	Assoc. AD/Football Operations
2000-06	Syracuse	Dir. of Football Operations and Player Development
1993-99	Syracuse	Graduate Asst./Admin. Supervisor
1998	NFL Management Council	Intern
1997	New York Jets	Football Operations Intern

Awards & Honors

- Two-time Big East Conference Academic All-Star

Reggie Terry is in his second season as assistant athletics director for football operations and player personnel at Boston College. Terry's duties include oversight and management of all aspects of the football office operation. He is responsible for budgetary oversight, directing team travel and coordinating all player personnel recruiting matters. Additionally, Terry administers video, training and equipment staff needs and is intimately involved in coordination of on-campus recruiting.

Terry came to the Heights in March 2013 from the Arizona Cardinals where he served as the director of football administration for five seasons (2007-12).

There, he was responsible for management of all

non-player budgets and oversight of the equipment room, training room, video and player development. Terry managed and facilitated all non-coaching football personnel searches, negotiated and managed all outside vendor contracts specific to football operations and oversaw all aspects of team travel and training camp logistics.

Additionally, Terry managed the day-to-day operation of the football office and worked closely with the scouting staff in talent evaluations of college players and free agents. He engaged in planning logistics for the scouting and coaching staff at the Senior Bowl, NFL Combine and NFL Draft. Terry was also involved in team planning and operations for Arizona's trip to Super Bowl XLIII.

Prior to joining the Cardinals in June 2007, Terry spent 14 seasons at Syracuse University, serving the last seven years as Associate Athletic Director for Football Operations. With Syracuse, Terry's responsibilities included budget planning, managing the day-to-day operations, managing player personnel matters and directing the team's travel.

Terry joined the Syracuse football staff in 2000 as the Director of Football Operations and Player Development and stayed in that position until being elevated to Associate Director of Athletics for Football Operations in 2006. At Syracuse, Terry was responsible for the day-to-day operations of the football program, team travel, the team's compliance with NCAA academic requirements, coordination of pro days, youth clinics and camps and an agent education program.

While at Syracuse, Terry helped organize bowl trips for the 2004 Champs Sports Bowl representing the Big East Conference as Co-Champions as well as the 2001 Insight.com Bowl. He joined the Syracuse staff in 2000 and remained with the university until 2007.

Prior to joining the Syracuse football program in 2000, Terry worked as a graduate assistant and administrative supervisor in the Orange athletic department from 1993-1999. He also worked as an intern with the New York Jets football operations department in 1997 before interning with the NFL's Management Council in 1998.

A linebacker at Syracuse (1989-93), Terry was a part of the school's bowl game victories in 1993 (Fiesta Bowl), 1992 (Hall of Fame Bowl), 1990 (Aloha Bowl), and 1989 (Peach Bowl).

STEPHEN BUSHEE



**Assistant Athletics
Director,
Sports Medicine**

Stephen Bushee is entering his 31st year as a member of the Boston College Sports Medicine staff and is entering his 16th year directing BC's Sports Medicine. He was promoted to Assistant Athletics Director/Sports Medicine in 1999.

The Lebanon, N.H., native is a 1981 graduate of Colgate University where he majored in biology. Bushee earned a master's degree in higher education administration from Boston College in 1994.

In May 2001, Colgate honored him with the naming of the Steve Bushee Award, which will be given annually to the Colgate student athletic trainer who demonstrates dedication and expertise in the care of student-athletes.

Bushee works with the Eagle football team throughout the year, taking an active role in pre-season practice, the fall season, winter conditioning and spring practice. He also tends to the medical needs of BC's skiing and sailing teams.

In addition to standard sports medicine duties, Steve handles the administration of athletics insurance, athletics educational programming; oversees the department's drug testing program; and is a staff liaison with outside medical providers.

During his first four years at the Heights, Bushee was the head athletic trainer for the Eagles' ice hockey team, but has been working with the football program since 1988.

Steve and his wife, Laura, are the parents of two children: Joseph, a 2014 Boston College graduate, and Elisa, a junior at Boston College. The Bushee family resides in Wayland.

MICHAEL VIGNEAU



**Associate Director,
Sports Medicine,
Football**

Michael Vigneau is entering his 11th season as athletic trainer for the Boston College football team. He works with the Eagle football team throughout the year, taking an active role in pre-season practice, the fall season, winter conditioning and spring practice.

After serving two years as a resident athletic trainer in the Boston College Sports Medicine Department where he worked closely with the Eagles' football and track and field teams, Vigneau was named assistant director for sports medicine for football in September 2006. He was promoted to associate director for football sports medicine in September 2012.

He also served as an orthopedic technician at Brigham and Women's Hospital prior to working as a resident trainer at the Heights.

A 2003 graduate of Colby-Sawyer, Vigneau earned his master's degree in education administration at Boston College in December 2007.

A native of Millbury, Mass., Vigneau is a certified member of the National Athletic Trainers Association as well as the National Strength and Conditioning Association. He is a licensed athletic trainer in the Commonwealth of Massachusetts.

Michael and his wife, Shari, have two sons – Connor and Evan. The Vigneau family resides in Walpole.

FRANK PIRAINO



**Head Strength
and Conditioning
Coach, Football**

Frank Piraino is in his second season as head strength and conditioning coach for football at Boston College. He came to the Heights in December 2012, after spending two seasons as head strength and conditioning coach at Temple under head coach Steve Addazio.

Piraino oversees a staff of three and manages the Smith Family Strength and Conditioning Center in the Yawkey Athletics Center. The strength and conditioning coach coordinates all aspects of each football player's physical development on a year-round basis. These aspects include strength, speed, agility, conditioning, body composition and resistance to injury.

In 2010, he was the head strength and conditioning coach for football at Marshall University. Prior to joining the Marshall staff, he served on the strength and conditioning staff at the University of Florida for five years.

Piraino served as the strength and conditioning coordinator for Florida baseball in 2008. Additionally, Piraino assisted in all aspects of the Gator football strength and conditioning program from January 2005 until 2010. Florida football captured a pair of national championships and Southeastern Conference titles in 2006 and '08, under head coach Urban Meyer. Prior to his tenure in Gainesville, Piraino served as a strength and conditioning assistant at Notre Dame in 2004.

As a graduate assistant at Michigan State from 2003-04, Piraino assisted in the planning and execution of the strength and conditioning programs for the men's and women's basketball and hockey teams as well as the football team.

From 2000-03, Piraino served as an assistant football coach at Walsh Jesuit High School in Cuyahoga Falls, Ohio. At Walsh, he coached the defensive ends, assisted in opponent scouting, and coordinated pre-game and pre-practice warm-ups.

Piraino's introduction to strength and conditioning came in 2000-01 as he completed an internship with the Cleveland Indians. At the Indians, he assisted in the conditioning of the team's major and minor league players.

Piraino is a 2002 graduate of the University of Akron with a bachelor's degree in sport and exercise science. He earned his master's degree in sport administration from Michigan State in 2004.

SUPPORT STAFF

SCOTT McLAFFERTY



Assistant Strength and Conditioning Coach, Football

Scott McLafferty is in his third year at Boston College and is the assistant strength and conditioning coach for the Eagles' football program. He joined the staff in June 2012.

McLafferty came to the Heights after having spent six seasons (2007-12) on the strength and conditioning staff at Rice University in Houston, Texas. During his last three years on the Owls' staff, McLafferty served as the associate director of strength and conditioning. As associate director, McLafferty's duties included daily responsibilities working with the Rice football team. He was also responsible for oversight of the Owl basketball team's strength and conditioning training as well as the strength training for the Rice baseball team's pitching staff.

Prior to being named associate director for football in February 2009, McLafferty was coordinator and head strength coach for the Rice men's basketball and men's and women's tennis teams for two years.

McLafferty began his full-time collegiate employment as an assistant strength and conditioning coach at Louisiana Tech University in August 2004, serving in that position for one academic year before he was elevated to head strength coach for Bulldog men's basketball. He remained in that position for 1.5 years from 2005-07.

McLafferty also served as a student assistant strength and conditioning coach at Oklahoma State University from 2001-04. He graduated from Louisiana Tech in 2007.

He is Certified Strength and Conditioning Specialist (CSCS), a certified member of the Collegiate Strength and Conditioning Coaches Association (CSCCa), a member of the National Strength and Conditioning Association, the Collegiate Strength and Conditioning Association and USA Weightlifting.

McLafferty is a native of Stillwater, Okla. He and his wife, Sarah, have a newborn daughter, Lydia Mae. The McLaffertys reside in Dedham.

BRANDON BROWN



Assistant Director of Player Personnel

Brandon Brown is in his second season as a member of the Boston College football staff. Brown was promoted to assistant director of player personnel in July 2014. He joined the staff as recruiting specialist in August 2013.

Prior to his arrival at Boston College, Brown earned a Juris Doctor degree from Barry University Law School in Orlando, Fla., where he was named lead articles editor of the *Earth Jurisprudence and Environmental Justice Law Journal* and was a member of the Black Law Student Association and Sports Law Society.

Brown served as pro personnel intern with the New York Jets during the summer of 2012 where he performed multiple duties, including composing various case study reports for General Manager Mike Tannenbaum and drafting training camp evaluations of selected Jet players. He also served as athletics compliance graduate assistant at the University of Central Florida for 12 months while pursuing his law school degree.

A four-year letterman as a defensive back at Fordham, Brown twice earned Patriot League honor roll recognition during his collegiate career. He received a bachelor's degree in business administration with dual concentration in entrepreneurship and communications media management in May 2010.

Brown is a native of Glen Cove, N.Y., and attended St. Anthony's High School in South Huntington where he was a *Sports Illustrated* Northeast All-American in 2003 and was named to *Prepstar Magazine's* All-Region team and the *NY Daily News'* All-Suburban team.

SHANE MORIN



Assistant Director, Football Operations

Shane Morin is in his second year as assistant director of football operations at Boston College. He joined the Eagles' staff in April 2013, and works closely with director of football operations Reggie Terry. He is responsible for providing assistance in: coordination of team travel, facilitation of summer football camp logistics, facility management and all aspects of day-to-day football operations.

Prior to his arrival at the Heights, Morin spent the previous year as an operations assistant with the St. Louis Rams organization. There, he was involved in management of the team's annual preseason training camp and organization and execution of team travel through the 2012 season, which included an international series against the New England Patriots at Wembley Stadium in London, England. He served in a critical role for the organization's travel advance team, was involved with facility management and maintenance, and worked closely with the sales and marketing staffs in coordination of player appearances for sponsorship opportunities.

Morin was hired in a full-time capacity by the Rams' organization after having served as a summer intern within the operations office in 2011.

A native of West Hartford, Conn., Morin earned a bachelor's degree in communications with a focus on business administration from the University of New Hampshire in May 2012.

KEVIN MURPHY



**Head Equipment
Manager, Football**

Kevin Murphy is in his third year as head equipment manager of the Boston College football program. Murphy joined the football equipment operations staff in July 2012 after having served as assistant equipment manager for Olympic sports at Boston College since February 2010.

Murphy's responsibilities include maintaining the program's equipment inventory, working directly with the athletics business office to ensure proper allocation of and adherence to the team's budget. Additionally, he is charged with formulation and implementation of equipment policies and procedures, including the issuing of equipment, inventory controls, laundry services and equipment security, as well as supervision of a staff of student workers.

The 2013 season marks his ninth year affiliated with Boston College and its athletics department. Murphy served four years as student manager for the football team while pursuing his undergraduate degree before becoming a graduate intern within the football equipment operation for the 2009 season. He was hired on a full-time basis at the conclusion of the season and managed the equipment budgets and needs for basketball, soccer, cross country, softball and lacrosse for more than two years.

Murphy is a 2009 Boston College graduate with a degree in communications who earned his master's degree in administrative sciences from BC in May 2011. He is a native of Lowell.

BILL TOOF



Video Coordinator

The man in charge of BC's highly sophisticated computer analysis and video equipment system is Bill Toof. He has been the Eagles' video coordinator since 1990. Toof played a key role in developing the nonlinear editing system that is now an industry standard for pro and Division I football video analysis.

In addition to his duties in the video production room, Toof also served as the head coach of Boston College's highly successful men's and women's ski teams for 30 years.

Toof is a 1969 graduate of Boston College. In addition to being a two-time Eastern Collegiate ski champion and nationally ranked slalom skier, he played both football and baseball while an undergraduate. A talented skier, he became an accomplished coach, taking over the school's fledgling ski team the season after graduation and bringing it to the level where both Eagle men's and women's teams were consistently among the top five in national competition. He was voted Eastern Collegiate Ski Conference Coach of the Year in 1985, '92 and '98.

Toof was inducted into the Boston College Varsity Club Hall of Fame in 2009.

Bill and his wife, Nancy, have two sons: Shaun, a former BC football letterman at wide receiver, and Bo who worked all four years in the football video department while matriculating at Boston College, graduating in 2004.

NICK CHARLTON



**Graduate Assistant
Football Coach -
Offense**

Nick Charlton is in his third year as a member of the Boston College football staff and is in his second year as an offensive graduate assistant.

Charlton served as a recruiting GA and an assistant to the special teams' coordinator in 2012.

He joined the Eagle staff in January 2012 after having served as an intern within the football coaching and equipment operation during the 2011 season. He is a 2011 graduate of Boston College who earned a degree in philosophy while serving four years as a student manager for the football team.

A native of Salem, Mass., and former quarterback at Salem High, Charlton earned the program's Student-Athlete and Lead-By-Example awards. He is a 2007 President's Education Award recipient and member of the National Honor Society who is currently pursuing his master's degree in the Woods School of Advancing Studies. He resides in Allston.

SUPPORT STAFF

MICHAEL LIVINGSTON



Graduate Assistant
Football Coach -
Defense

Michael Livingston joined the Boston College football staff in February 2013, and is in his second year as a defensive graduate assistant. In addition to serving as an assistant to coordinator Don Brown and the defensive staff, Livingston assists in coaching the secondary and special teams.

Prior to his arrival at Boston College, Livingston spent two seasons working alongside Brown as a defensive student assistant at the University of Connecticut. In 2012, the Huskies finished ninth among all FBS teams in total defense.

A December 2012 graduate of UConn with a concentration in journalism, Livingston first served as an equipment manager for the Huskies during their 2010 Big East championship season. He is a native of Norwalk, Conn., and is currently pursuing his master's degree in the Woods School of Advancing Studies.

RYAN PRZYDZIAL



Graduate Assistant,
Defensive Line

Ryan Przydzial is in his second year working with the Boston College football staff and is in his first season as defensive line graduate assistant. He served as a volunteer defensive assistant at Boston College in 2013.

Przydzial came to the Heights from Yale University where he served as an offensive intern for the Bulldogs for one season (2012). He began his coaching career in 2010 as an assistant coach at nearby Catholic Memorial in West Roxbury where he worked with the offensive and defensive lines for two seasons.

Prior to entering the coaching ranks, Przydzial was an offensive lineman at Northeastern where he played for then-head coach Don Brown. As a freshman in 2002, he was a member of the Huskies squad that finished the season with a 10-2 record, captured the Atlantic 10 championship and participated in the Division IAA playoffs.

Przydzial earned a bachelor's degree in political science from Northeastern in 2007 and is currently pursuing his master's degree in the Woods School of Advancing Studies. A native of Danvers, Mass., he currently resides in Newton.

KEVIN TOMASZEK



Graduate Assistant
- Video

Kevin Tomaszek is in his third year as the video graduate assistant for Boston College football. A volunteer video assistant at the Heights for the 2007-09 seasons while studying at nearby Boston University, Tomaszek spent the 2010 and 2011 seasons as the video graduate assistant for Louisiana Tech football where his primary role was filming and breakdown of practices and games and creating weekly highlight packages.

Tomaszek joined the Boston College staff in August 2012. He is a 2010 graduate of Boston University where he earned a bachelor's degree in secondary history education.

During his time as an undergraduate at BU, he worked for BC as a volunteer video assistant, managing filming, editing and breakdown of practices and games and assisting in creating highlight films. Additionally, he was a BC camp administrator during the summer months.

PHIL TRAUTWEIN



Graduate Assistant, Offense Line

Phil Trautwein is in his second year as a member of the Boston College football staff and is in his first season as offensive line graduate assistant. He served as football strength and conditioning intern at Boston College in 2013.

Trautwein, who won two Bowl Championship Series National Championships as an offensive tackle at the University of Florida (in 2007 and 2009), began his coaching career after a four-year professional career in the National Football League with the St. Louis Rams, Cleveland Browns and New Orleans Saints.

Trautwein was a member of Florida teams that captured two Southeastern Conference championships (in 2006 and 2008). He twice earned All-SEC honors (in 2007 and 2008) and twice captured All-SEC Academic recognition. Trautwein played for head coaches Ron Zook and Urban Meyer and offensive line coach Steve Addazio while with the Gators.

He graduated from Florida with a bachelor's degree in 2007 and a master's degree in 2008. Trautwein is a native of Voorhees Township, N.J.

CATHY ALBANO



Staff Assistant Football Administration

Cathy Albano is in her 23rd year as a member of Boston College football staff. Albano has been an administrative assistant in the Eagles' football office since October 1991.

Prior to her arrival at the Heights, Albano was employed in Newton District Court Clerk's office for five years. She received her Associate's Degree from Mass Bay Community College.

A native of Waltham, Mass., she and her husband, Frank, a senior facilities supervisor of residential life at Boston College, reside in Newton. They have three children – Marc, Bryan and Caitlyn. All three are Boston College graduates. Marc is a 2000 graduate and is currently an incentive and performance manager at Ameriprise Financial; Marc and his wife, Kelly, have a one-year-old son, Joseph. Caitlyn, a 2003 graduate who later received her master's in special education from BC, is currently employed by the Boston Public School system; and Bryan, also a '03 graduate, is a firefighter for the city of Newton. Bryan and his wife, Sara, have a 2-year-old son, Jack.

BRIAH MARRA



Assistant to Head Football Coach

Briah Marra is in her fourth year as a member of the Boston College football staff and is the assistant to head coach Steve Addazio. She joined the Eagle football staff in July 2011.

She is responsible for organization, preparation and maintenance of the head coach's schedule, including day-to-day facilitation of media obligations, speaking engagements and relations with the BC community. Marra also serves as an aide to the football operations staff and contributes to the planning and execution of summer youth camps and special events for the players, coaching staff and alumni. She functions as the BC Gridiron Club liaison and is responsible for membership recruitment and promotion the football program happenings and pre-game festivities.

Prior to Boston College, Briah was a sales assistant at *Shape Magazine* in New York City, providing capable assistance and support to the directors in pursuit of increased digital and print advertising sales, and managing multiple account portfolios to one of the nation's top women's lifestyle magazines. Additionally, she has previously served internships in news, sales and public relations.

She is a 2009 graduate of Wagner College with a degree in arts administration and minor in marketing. Originally from Seabrook, N.H., she and her husband Matt Marra currently reside in Somerville, Mass.



UNDER ARMOUR.

THIS IS YOUR
ARMOUR.®



UNDER ARMOUR® IS PROUD TO BE THE OFFICIAL
OUTFITTER OF BOSTON COLLEGE FOOTBALL.



UA.COM



BOSTON COLLEGE *2014 Media Guide*

2013 SEASON REVIEW



2013 GAME SUMMARIES

1 BC 24, VILLANOVA 14



Aug. 31, 2013 • Chestnut Hill, Mass. • Alumni Stadium (30,922)

Villanova	14	0	0	0	14	Record: (0-1)
Boston College	7	0	14	3	24	Record: (1-0)

	VU	BC
First Downs	17	19
Rushes-Yds. (Net)	36-197	40-128
Passing-Yds. (Net)	158	285
Passes Att-Comp-Int	26-16-3	30-23-0
Total Off. Plays-Yds.	62-355	70-413
Fumble Returns-Yds.	0-0	1-11
Punt Returns-Yds.	0-0	2-25
Kickoff Returns-Yds.	1-19	3-64
Interception Returns-Yds.	0-0	3-37
Punts (Number-Avg.)	5-46.4	7-38.7
Fumbles-Lost	2-1	1-1
Penalties-Yds.	1-5	4-40
Possession Time	29:15	30:45
3rd-Down Conversions	6 of 13	8 of 18
4th-Down Conversions	0 of 1	1 of 1
Red-Zone Scores-Chances	1-3	2-2
Sacks By: Number-Yds.	0-0	4-27

First Quarter

13:06	VU	Abdur-Rahman 47 yd run (Hamilton kick), 5-75 1:54
7:08	BC	Wolford 1 yd pass from Rettig (Freese kick), 13-70 5:58
04:20	VU	Abdur-Rahman 27 yd pass from Robertson (Hamilton kick), 6-75 2:48

Third Quarter

11:40	BC	Amidon 49 yd pass from Rettig (Freese kick), 7-85 3:20
04:40	BC	Williams 26 yd run (Freese kick), 2-60 0:32

Fourth Quarter

5:18	BC	Freese 39 yd field goal, 8-35 3:54
------	----	------------------------------------

RUSHING: Villanova-Robertson 13-94; Abdur-Rahman 5-57; Monangai 11-23; Underwood 3-17; Medley 3-8; Livers 1-minus 2. Boston College-Williams 23-114; Rouse 8-14; Dudeck 4-5; Rettig 2-2; Team 3-minus 7.

PASSING: Villanova-Robertson 16-25-2-158; Underwood 0-1-1-0. Boston College- Rettig 23-30-0-285.

RECEIVING: Villanova-Livers 8-90; Abdur-Rahman 4-41; Gulyas 1-13; Monangai 1-5; Underwood 1-5; Wells 1-4. Boston College-Amidon 13-146; Wolford 6-84; Parsons 1-19; Crimmins 1-15; Dudeck 1-12; Evans 1-9.

INTERCEPTIONS: Villanova-None. Boston College-Jones 1-23; Sylvia 1-14; Asprilla 1-0.

FUMBLES: Villanova-Monangai 1-0; Robertson 1-1. Boston College-Amidon 1-1.

SACKS (UA-A): Villanova-None. Boston College-Rositano 1-0; Edeballi 1-0; Pierre-Louis 1-0; Keyes 1-0.

TACKLES (UA-A): Villanova-Harmon 11-4; Lewis 5-3; Sarnese 4-4; James 3-2; McCann 1-4; Miles 4-0; Paris 4-0; Cherry 2-2; Haggerty 1-3; Ajakaiye 2-1; McCurry 2-1; Majors 1-2; Cox 1-1; Cucinelli 1-0; Calitro 1-0; Robertson 1-0; Ndichie 1-0; Reeder 0-1; Maughan 0-1; Hunter 0-1. Boston College-Pierre-Louis 8-4; Rositano 5-2; Edeballi 5-1; Divitto 2-4; Daniels 4-0; Sylvia 4-0; Asprilla 3-1; Abdesmad 2-0; Williams 1-1; Rudolph 1-1; Appiah 1-1; Mihalik 0-2; Jones 1-0; Keyes 1-0; Duggan 1-0; Ramsey 0-1.

Weather: 77 degrees, mostly cloudy, wind from SSW at 7 mph

CHESTNUT HILL, MASS. (AP) – Alex Amidon had 13 catches for 146 yards and a touchdown as Boston College beat Villanova 24-14 and won its first game under coach Steve Addazio. Senior quarterback Chase Rettig completed 23 of 30 passes for 285 yards and two TDs for BC. Andre Williams ran for 114 yards on 23 carries for the Eagles (1-0).

John Robertson ran for 94 yards and passed for 158 more for Villanova (0-1). Jamal Abdur-Rahman caught one TD pass and had a 47-yard touchdown run on a fake punt on the game's opening drive. The Wildcats, a top 10 team in the Football Championship Subdivision, also led 14-7 before Boston College scored the next 17 points.

The Eagles took the lead for good on a two-play drive with a 36-yard pass to Bobby Wolford and a 24-yard run by Williams to make it 21-14. Williams left the game with a strained hamstring and missed the fourth quarter; Addazio said he didn't know how serious it was.

Trailing by 10 after a BC field goal, Villanova advanced to the Eagles' 19 yard-line when Josh Keyes sacked Robertson and knocked the ball loose. Kasim Edeballi, who on the previous possession hit Robertson as he threw to force an interception, recovered it to give the Eagles the ball at their own 39.

It was the first meeting between the schools since 1980, but Addazio had faced the Wildcats in each year he was the head coach at Temple. He won those games by a combined score of 83-17. Villanova fell to 3-15 against Football Bowl Subdivision teams.

Talley said two players – safety Matt McCann and line-backer Pat Haggerty – could both be lost for the season, both with knee injuries.

The Wildcats took the lead on their opening drive when Abdur-Rahman, who was lined up as a blocker in punt formation, took the snap and then faked a handoff between his legs. While the defense – and the camera operator – followed the fake to the right, Abdur-Rahman went left and outran the slowly recovering defenders to the end zone.

BC tied it after a fourth-down conversion of its own, making it 7-7 when Wolford ran it in from 1-yard out. But the Wildcats scored again on their next possession, getting a 37 yard scramble by Robertson to bring the ball to the BC 23 and then, three plays later, a 27-yard pass to Abdur-Rahman for the touchdown.

With a chance to go up two scores, Robertson threw behind an open receiver in the end zone on fourth-and-goal from the one yard-line.

2 BC 24, WAKE FOREST 10



Sept. 6, 2013 (Fri.) • Chestnut Hill, Mass. • Alumni Stadium (32,465)

Wake Forest	7	0	0	3	10	Record: (1-1, 0-1)
Boston College	10	7	7	0	24	Record: (2-0, 1-0)

	WF	BC
First Downs	16	17
Rushes-Yds. (Net)	39-55	46-191
Passing-Yds. (Net)	191	123
Passes Att-Comp-Int	30-18-1	14-7-1
Total Off. Plays-Yds.	69-246	60-314
Fumble Returns-Yds.	0-0	0-0
Punt Returns-Yds.	5-32	1-6
Kickoff Returns-Yds.	1-18	3-40
Interception Returns-Yds.	1-0	1-0
Punts (Number-Avg.)	7-44.1	7-34.1
Fumbles-Lost	2-2	0-0
Penalties-Yds.	5-44	0-0
Possession Time	32:05	27:55
3rd-Down Conversions	4 of 14	3 of 11
4th-Down Conversions	1 of 2	0 of 0
Red-Zone Scores-Chances	1-2	2-2
Sacks By: Number-Yds.	3-22	2-20

First Quarter

13:37 BC Amidon 26 yd pass from Rettig (Freese kick), 2-27 0:29

2:48 WF Campanaro 30 yd pass from Price (Hedlund kick), 10-76 5:30

00:48 BC Freese 33 yd field goal, 5-59 2:00

Second Quarter

14:55 BC Evans 22 yd pass from Rettig (Freese kick), 1-22 0:05

Third Quarter

1:54 BC Williams 2 yd run (Freese kick), 7-47 3:22

Fourth Quarter

10:17 WF Hedlund 26 yd field goal, 14-66 6:37

RUSHING: Wake Forest-Harris 10-18; Williams, 2-13; Wilhite 5-11; Campanaro 4-10; Martin 5-8; Gibson 1-7; Reynolds 4-1; Price 8-minus 13. Boston College-Williams 35-204; Rouse 3-6; Team 2-minus 5; Rettig 6-minus 14.

PASSING: Wake Forest-Price 18-30-1-191. Boston College-Rettig 7-14-1-123.

RECEIVING: Wake Forest-Campanaro 5-86; Williams 4-48; Crump 2-19; Bishop 2-18; Harris 2-3; Wilhite 1-16; Martin 1-1; Reynolds 1-0. Boston College-Amidon 5-93; Evans 1-22; Crimmins 1-8.

INTERCEPTIONS: Wake Forest-Johnson 1-0. Boston College-Jones 1-0.

FUMBLES: Wake Forest-Harris 1-1; Price 1-1. Boston College-None.

SACKS (UA-A): Wake Forest-Whitlock 2-0; Thompson 1-0. Boston College-Keyes 0-1; Edeballi 0-1; Mihalik 1-0.

TACKLES (UA-A): Wake Forest-Noel 6-1; Whitlock 6-1; Janvion 5-2; Marshall 5-2; Olson 5-0; Thompson 4-0; Redding 2-2; Johnson 3-0; Chubb 2-1; Ramsey 1-2; Jackson 2-0; Lee 1-1; Ward 1-0; Banks 1-0; Latter 0-1; Virgile 0-1. Boston College-Pierre-Louis 7-4; Divitto 5-5; Daniels 4-6; Sylvia 5-3; Rositano 3-3; Abdesmad 2-3; Asprilla 3-1; Wujciak 1-3; Edeballi 1-3; Ramsey 2-1; Williams 1-2; Jones 2-0; Mihalik 1-1; McCaffrey 1-1; Dudeck 1-0; Skubal 1-0; Evans 0-1; Keyes 0-1.

Weather: 62 degrees, clear, wind from SSW at 6 mph

CHESTNUT HILL, MASS. (AP) – The Boston College defense forced three turnovers and stopped Wake Forest with a pair of goal-line stands.

Andre Williams did the rest.

The BC running back rushed 35 times for a career-high 204 yards and a touchdown – including a final drive in which he carried the ball eight straight times to help run the last five minutes off the clock – Boston College matched its win total from last season with a 24-10 victory over Wake Forest.

Cornerback Bryce Jones had an interception and a fumble recovery, and Alex Amidon caught five passes for 93 yards and a touchdown for BC (2-0, 1-0 ACC). Kevin Pierre-Louis had 11 tackles for Boston College, and Steele Divitto and Steven Daniels had 10 apiece.

Chase Rettig completed 7-of-14 passes for 123 yards, two touchdowns and an interception. But most of the offense came from Williams, who didn't practice during the week after tweaking his hamstring against Villanova in the season opener.

With BC protecting a 17-point lead and 5:14 left in the game, Williams carried eight plays in a row for 44 yards and four first downs before Rettig kneeled twice to clinch it.

Williams said the production was set up by a first half with play-action and an effective passing game.

Michael Campanaro caught five passes for 86 yards and a touchdown for Wake Forest (1-1, 0-1). Tanner Price completed 18-of-30 passes for 191 yards, but he also threw an interception and had a hand in two poor pitches that led to fumbles deep in Wake territory.

BC stopped the Demon Deacons on a pair of goal-line

stands, one of them after a blocked punt gave them the ball at the 3-yard line at the end of the first half.

Wake Forest, coming off a 31-7 victory over FCS opponent Presbyterian, was sloppy early to help the Eagles take a 17-7 halftime lead.

The Demon Deacons fumbled the ball away on a sloppy pitchout on their second play of the game, giving BC the ball at the 27. Two plays later, Rettig connected with Amidon for a 26-yard touchdown pass.

Wake Forest tied it when Campanaro went down the middle and made a diving 30-yard touchdown catch. BC added a field goal, and then Price made a bad pitch that Jones pounced on at the Demon Deacons' 22.

Rettig hit Spiffy Evans for the 22-yard score to make it 17-7. That's when the Eagles got sloppy.

Taking over with 76 seconds left in the half and the ball at their own 30, the Eagles burned only 24 seconds off the clock before being forced to punt. Nikita Whitlock got through to block the kick, and Steve Donatell gathered it in at the 3-yard line.

But BC kept Wake Forest from scoring, stopping Josh Harris after two yards on first down, for no gain on second and then forcing an incomplete pass on third. The Demon Deacons went for it on fourth down, but Harris was stuffed short of the goal line by Kasim Edeballi and Divitto.

Williams ran it in from 2 yards out with two minutes left in the third quarter to make it 24-7, and then BC again stopped the Demon Deacons inside the 5-yard line, forcing them to kick a field goal.

2013 GAME SUMMARIES

3 SOUTHERN CALIFORNIA 35, BC 7



Sept. 14, 2013 • Los Angeles, Calif. • LA Memorial Coliseum (62,006)

Boston College	0	0	0	7	7	Record: (2-1, 1-0)
USC	7	7	7	14	35	Record: (2-1, 0-1)

	BC	USC
First Downs	12	21
Rushes-Yds. (Net)	26-101	43-257
Passing-Yds. (Net)	83	264
Passes Att-Comp-Int	24-11-0	19-17-0
Total Off. Plays-Yds.	50-184	62-521
Fumble Returns-Yds.	0-0	0-0
Punt Returns-Yds.	1-0	3-21
Kickoff Returns-Yds.	4-81	0-0
Interception Returns-Yds.	0-0	0-0
Punts (Number-Avg.)	8-50.4	4-44.0
Fumbles-Lost	1-0	1-0
Penalties-Yds.	1-5	10-100
Possession Time	23:24	36:36
3rd-Down Conversions	4 of 13	5 of 10
4th-Down Conversions	0 of 1	0 of 0
Red-Zone Scores-Chances	0-0	3-3
Sacks By: Number-Yds.	2-14	1-6

First Quarter

1:38 USC Madden 5 yd pass from Kessler (Heidari kick), 14-86 7:44

Second Quarter

8:49 USC Lee 80 yd pass from Kessler (Andre kick), 1-80 0:14

Third Quarter

4:15 USC Madden 30 yd run (Heidari kick), 4-53 2:34

Fourth Quarter

13:30 USC Davis 17 yd run (Heidari kick), 8-94 3:32

10:40 BC Rouse 29 yd run (Freese kick), 6-68 2:43

4:22 USC Wittek 2 yd run (Heidari kick), 11-75 6:18

RUSHING: Boston College-Williams 17-38; Rouse 3-38; Rettig 3-19; Willis 3-6. USC-Madden 16-102; Davis 10-96; Allen 8-45; Isaac 3-18; Wittek 2-2; TEAM 1-minus 1; Kessler 3-minus 5.

PASSING: Boston College-Rettig 11-24-0-83. USC-Kessler 15-17-0-237; Wittek 2-2-0-27.

RECEIVING: Boston College-Dudeck 4-17; Amidon 2-23; Parsons 1-14; Naples 1-13; Miller 1-10; Wolford 1-4; Crimmins 1-2. USC-Agholor 4-55; Madden 3-32; Lee 2-90; Crimble 2-23; Flournoy 2-22; Telfer 2-17; Vainuku 1-14; Pinner 1-11.

INTERCEPTIONS: Boston College-None. USC-None.

FUMBLES: Boston College-Rettig 1-0. USC-Madden 1-0.

SACKS (UA-A): Boston College-Keyes 1-0; Abdesmad 1-0. USC-Powell 1-0.

TACKLES (UA-A): Boston College-Rositano 7-4; ylvia 6-4; Di-vitto 3-6; Abdesmad 3-4; Ramsey 3-3; Pierre-Louis 3-2; Daniels 2-3; Keyes 3-1; Asprilla 3-1; Louis-Jean 1-2; Strizak 0-3; Mihalik 1-1; Wujciak 1-1; Edebal 0-2; Jones 0-1. USC-Wright 3-4; Cravens 4-2; Shaw 4-1; Pullard 1-4; Bailey 3-1; Powell 3-0; Woods 2-1; Kennard 1-2; Williams 2-0; Seymour 1-1; Breslin 0-2; Sarao 0-2; Uko 0-2; Greene 0-2; Hutchings 0-2; Dawson 1-0; Vainuku 0-1; Auran 0-1; Maguire 0-1; Ruffin 0-1.

Weather: 84 degrees, mostly sunny, SSW wind at 2 mph

LOS ANGELES (AP) – Boston College fell, 35-7, to Southern California at the LA Coliseum in front of 62,006 fans.

Returning to his home state, senior quarterback Chase Rettig of nearby Sierra Madre, completed 11-of-23 passes for 83 yards. Senior running back Andre Williams, who rushed for 318 yards in Boston College's first two games, was held to 38 yards on 17 carries.

Meanwhile, USC's Cody Kessler passed for 237 yards and two touchdowns and Tre Madden became the first Southern California player to open a season with three straight 100-yard rushing games in 32 years.

The Trojans (2-1) amassed 521 yards in total offense while holding the Eagles (2-1) to just 184 yards.

Kessler put USC ahead for good by capping an 86-yard drive on the Trojans' second possession with a five-yard pass to Madden, who gained 102 yards on 16 carries in becoming the first USC player to surpass 100 yards rushing in the first three games of a season since Heisman Trophy winner Marcus Allen accomplished the feat in 1981.

Kessler and Lee teamed up on an 80-yard pass play early in the second period for a 14-0 lead.

The Eagles, who have already matched their win total of last season, reached the USC 46-yard line midway through the third quarter before Williams was thrown for a one-yard loss on a fourth-and-one play.

The Trojans made it 21-0 by scoring on a 30-yard run by Madden. Justin Davis scored on a 17-yard run early in the final period to extend USC's lead to 28-0.

Freshman running back Tyler Rouse scored his first career touchdown on a 29-yard run with 10:40 left. He recorded three carries for 38 yards on the day.

USC's Max Wittek completed both of his passes for 22 yards, and his two-yard TD run with 4:22 to play completed the scoring.

The BC defense tallied two sacks on the afternoon – one for an eight-yard loss by junior lineman Mehdi Abdesmad and one for a six-yard loss by classmate Josh Keyes – totaling nine on the season, which surpasses the six from all of 2012.

4 NO. 8 FLORIDA STATE 48, BC 34



Sept. 28, 2013 • Chestnut Hill, Mass. • Alumni Stadium (40,129)

No. 8 Florida State	3	21	14	10	48	Record: (4-0, 2-0)
Boston College	14	3	10	7	34	Record: (2-2, 1-1)

SEASON PREVIEW

THE EAGLES

COACHES & STAFF

2013 SEASON REVIEW

HISTORY & RECORDS

UNIVERSITY & MEDIA

	FSU	BC
First Downs	23	22
Rushes-Yds. (Net)	36-159	45-200
Passing-Yds. (Net)	325	197
Passes Att.-Comp.-Int	27-17-1	28-18-2
Total Off. Plays-Yds.	63-484	73-397
Fumble Returns-Yds.	0-0	0-0
Punt Returns-Yds.	0-0	2-53
Kickoff Returns-Yds.	1-17	6-162
Interception Returns-Yds.	2-55	1-16
Punts (Number-Avg.)	4-40.0	4-35.0
Fumbles-Lost	1-0	0-0
Penalties-Yds.	5-44	3-44
Possession Time	26:44	33:16
3rd-Down Conversions	4 of 11	3 of 13
4th-Down Conversions	0 of 0	2 of 3
Red-Zone Scores-Chances	4-4	5-6
Sacks By: Number-Yds.	3-22	4-29

First Quarter

9:58	BC	Parsons 6 yd pass from Rettig (Freese kick), 8-36 4:05
6:34	FS	Aguayo 40 yd field goal, 7-53 3:24
1:46	BC	Sinkovec 3 yd pass from Rettig (Freese kick), 10-75 4:48

Second Quarter

11:19	BC	Freese 24 yd field goal, 8-55 4:04
10:35	FS	Greene 56 yd pass from Winston (Aguayo kick), 2-75 0:44
1:49	FS	Abram 10 yd pass from Winston (Aguayo kick), 7-75 2:55
0:00	FS	Shaw 55 yd pass from Winston (Aguayo kick), 3-60 0:50

Third Quarter

11:52	BC	Freese 24 yd field goal, 6-19 3:08
9:06	FS	Greene 10 yd pass from Winston (Aguayo kick), 9-75 2:46
3:42	FS	Williams 1 yd run (Aguayo kick), 9-60 3:48
2:10	BC	Willis 52 yd pass from Rettig (Freese kick), 5-79 1:32

Fourth Quarter

14:07	FS	Aguayo 20 yd field goal, 9-80 3:03
13:41	FS	Williams 20 yd interception return (Aguayo kick)
9:44	BC	Parsons 17 yd pass from Rettig (Freese kick), 7-75 3:57

RUSHING: Florida State-Winston 14-67; Freeman 9-49;

Williams 6-22; Wilder 6-15; Abram 1-6. Boston College- Williams 28-149; Willis 5-28; Amidon 3-19; Rettig 9-4.

PASSING: Florida State-Winston 17-27-1-325. Boston College- Rettig 18-28-2-197.

RECEIVING: Florida State-Shaw 4-93; Greene 4-85; Benjamin 3-103; Wilder 2-18; Abram 2-15; O'Leary 1-14; Green 1-1 minus 3. Boston College-Amidon 7-42; Willis 4-69; Miller 2-34; Parsons 2-23; Dudeck 1-20; Crimmins 1-6; Sinkovec 1-3.

INTERCEPTIONS: Florida State-Andrews 1-35; Williams 1-20. Boston College-Williams 1-16.

FUMBLES: Florida State-Freeman 1-0. Boston College-None.

SACKS (UA-A): Florida State-Smith 1-0; Goldman 1-0; Hollin 1-0. Boston College-Edebali 2-0; Ramsey 1-0; Abdesmad 1-0.

TACKLES (UA-A): Florida State-Smith 6-4; Ramsey 7-0; Brooks 5-2; Jernigan 5-2; Jones 5-2; Joyner 6-0; Hollin 3-1; Goldman 2-2; Williams 2-2; Andrews 2-2; McAllister 0-4; Eligwe 3-0; Lawrence staple 2-1; McDaniel 2-1; Hicks 1-2; Terrell 1-0; Walker 1-0; Freeman 1-0; Casher 0-1. Boston College-Jones 4-3; Divitto 3-3; Edebali 3-2; Rositano 3-2; Daniels 2-3; Keyes 3-1; Pierre-Louis 2-2; Asprilla 3-0; Abdesmad 2-1; Ramsey 2-1; Sylvia 1-2; Wolford 1-0; Rudolph 1-0; Kavalec 1-0; Jones 1-0; Williams 1-0; Gutapfel 0-1; Wujciak 0-1.

Weather: 79 degrees, sunny, ENE wind at 9 mph

CHESTNUT HILL, MASS. (AP) – Boston College started quickly, but could not sustain the momentum and fell to No. 8 Florida State, 48-34, in front of 40,129 fans at Alumni Stadium. The Eagles took an early 14-3 lead in the first quarter, but the Seminoles went on to tally 21 straight points in the second quarter and record four touchdowns in the second half, including an interception return, to claim the victory.

Senior quarterback Chase Rettig completed 18-of-28 passes on the day with 197 yards and a career-high four touchdown passes. He threw two interceptions. Classmate Andre Williams rushed for 149 yards for his third 100-yard performance of the season and the eighth of his career. He surpassed the 2,000-yard mark, bringing his career total to 2,067 yards, good for 13th in the BC record books.

Freshman running back Myles Willis recorded his first career receptions, earning 69 yards on four catches and tallying his first career TD. He also amassed 28 yards on the ground on five carries. Junior tight end C.J. Parsons caught two of Rettig's passes for touchdowns for the first two of his career.

FSU quarterback Jameis Winston was 17-of-27 for 330 yards, four touchdowns and one interception. The BC defense held running back Devonta Freeman to 49 yards on nine carries, but Winston rushed for 67 more. Kelvin Benjamin led the Seminole wide receiving corps with 103 yards on three carries.

Boston College controlled the first quarter, taking a 14-3 lead

in the first 15 minutes before Florida State came back to outscore the Eagles, 21-3, and go into halftime with a 24-17 lead.

Junior Spiffy Evans returned a 41-yard punt 19 yards to set up the BC offense and Williams ran it six times for 21 yards to set Rettig up for a six-yard pass to Parsons for his first career touchdown with just under 10 minutes to play in the first quarter.

Florida State got on the board with a 40-yard field goal from Roberto Aguayo, but the Eagles came right back to tack on seven more and take a 14-3 lead with 1:46 to go in the first quarter. Rettig connected with sophomore Brian Miller on a 26-yard pass for the longest of the wide receiver's career. Two plays and a FSU unspornsmalike call later, Rettig hit senior tight end Jake Sinkovec, who avoided one tackle and stepped into the end zone for his first touchdown of the year and second of his career.

With just more than two minutes to play in the third quarter, Rettig connected with Willis for a 52-yard touchdown pass on a five-play, 79-yard drive for the first TD reception of Willis' young career. The pass was the longest of the season for Rettig.

With six minutes left in the game and third-and-seven for FSU, junior defensive back Manuel Asprilla deflected Winston's pass to classmate Dominique Williams to give BC the ball back. After Rettig converted a fourth-and-five to Miller for an eight-yard gain, sophomore running back David Dudeck caught a 20-yarder to advance the ball. BC threatened on FSU's 21-yard line, but Rettig was intercepted by Nate Andrews on the one.

2013 GAME SUMMARIES

5 BC 48, ARMY 27



Oct. 5, 2013 • Chestnut Hill, Mass. • Alumni Stadium (33,128)

Army	10	10	7	0	27	Record: (2-4)
Boston College	14	17	7	10	48	Record: (3-2, 1-1)

	Army	BC
First Downs	23	21
Rushes-Yds. (Net)	65-326	41-320
Passing-Yds. (Net)	101	203
Passes Att-Comp-Int	11-5-0	13-11-0
Total Off. Plays-Yds.	76-427	54-523
Fumble Returns-Yds.	0-0	0-0
Punt Returns-Yds.	1-0	1-28
Kickoff Returns-Yds.	1-7	5-11
Interception Returns-Yds.	0-0	0-0
Punts (Number-Avg.)	5-34.6	3-43.0
Fumbles-Lost	0-0	0-0
Penalties-Yds.	1-15	6-45
Possession Time	34:39	25:21
3rd-Down Conversions	8 of 17	5 of 9
4th-Down Conversions	1 of 1	0 of 0
Red-Zone Scores-Chances	3-3	4-4
Sacks By: Number-Yds.	1-2	3-9

First Quarter

9:07	ARMY	Grochowski 38 yd field goal, 13-55 5:33
6:59	BC	Dudeck 3 yd pass from Rettig (Freese kick), 4-75 2:08
6:49	ARMY	Moss 75 yd pass from Santiago (Grochowski kick), 1-75 0:10
5:19	BC	Williams 34 yd run (Freese kick), 4-58 1:30

Second Quarter

14:40	ARMY	Dixon 3 yd run (Grochowski kick), 15-75 5:39
12:08	BC	Williams 1 yd run (Freese kick), 6-51 2:32
9:00	BC	Williams 37 yd run (Freese kick), 5-65 1:14
0:48	ARMY	Grochowski 40 yd field goal, 17-67 8:12
0:00	BC	Freese 49 yd field goal, 4-32 0:48

Third Quarter

12:52	ARMY	Dixon, Larry 80 yd run (Grochowski kick), 1-80 0:11
6:39	BC	Williams 3 yd run (Freese kick), 13 93 6:13

Fourth Quarter

14:18	BC	Freese 28 yd field goal, 9-68 4:04
12:27	BC	Williams 34 yd run (Freese kick), 2-38 0:42

RUSHING: Army-Dixon 11-125; Turrentine 7-49; Baggett 10-39;

White 11-27; Tippett 4-19; Santiago 7-18; Long 4-16; Giovannelli

3-15; Kemper 2-11; Fraser 2-8; Giachinta 1-3; Scott 2-minus 1;

Moss 1-minus 3. Boston College-Williams 30-263; Willis 7-51;

Amidon 1-5; Rettig 3-1.

PASSING: Army-White 3-8-0-19; Santiago 2-3-0-82; Long 0-0-

0-0. Boston College-Rettig 11-13-0-203.

RECEIVING: Army-Moss 2-82; Stephens 2-9; Baggett 1-10.

Boston College-Amidon 5-122; Evans 4-63; Jackson 1-15; Dudeck 1-3.

INTERCEPTIONS: Army-None. Boston College-None.

FUMBLES: Army-None. Boston College-None.

SACKS (UA-A): Army-Holloway 1-0. Boston College-Daniels 2-0; Divitto 1-0.

TACKLES (UA-A): Army-Holloway 7-3; Holloway 3-7; Pierce 5-3;

Tolbert 3-4; Carnegie 1-3; Kough 3-0; Miller 3-0; Glover 1-2; Trim-

ble 1-2; Jenkins 2-0; Johnson 1-1; Mackey 1-1; Ricciardi 1-0;

McBryde 1-0; Maxwell 0-1; Ugenyi 0-1. Boston College-Pierre-

Louis 8-10; Divitto 5-7; Daniels 9-2; Asprilla 5-2; Edeballi 3-4;

Sylvia 2-5; Williams 4-2; Simmons 2-3; Jones 4-0; Keyes 0-4;

McCaffrey 1-0; Mihalik 1-0; Ramsey 0-1; Kavalec 0-1; Rudolph

0-1; Wujciak 0-1; Strizak 0-1.

Weather: 68 degrees, cloudy, NE wind 5-10 mph

CHESTNUT HILL, MASS. (AP) – Led by senior running back Andre Williams, Boston College earned a 48-27 victory over Army on Homecoming Weekend at Alumni Stadium. Williams tied the school record with five rushing touchdowns and came within a yard of the single-game mark, amassing a career-high 263 rushing yards on the afternoon.

The Eagles improved to 3-2 on the year after the non-conference victory, while the Black Knights dropped in to 2-4.

Senior quarterback Chase Rettig completed 11-for-13 passes for 203 yards, throwing a touchdown to sophomore David Dudeck in the first quarter. Senior Alex Amidon led the wide receiving corps with 122 yards on five catches, including a career-long 68-yard reception in the first.

Williams was the story of the day, tying the single-game touchdown record Montel Harris set on Oct. 17, 2009. Harris tallied 264 yards that day, placing Williams second in BC record books. His 2,340 career rushing yards rank 11th in BC history, and he increased his career touchdown total to 17.

After an opening drive by Army that lasted nearly six minutes and resulted in a 38-yard field goal, the two teams racked up 21 points in the next 3:48.

Army took a brief 17-14 lead in the beginning of the second quarter, scoring on three-yard run by Larry Dixon after a 15-play, 75-yard drive that lasted 5:39. BC retook the lead for good almost three minutes later on a six-play, 31-yard drive. Freshman Myles Willis started with a 46-yard kickoff return and Williams broke

free with a 19-yard run during the drive, getting tackled at the one. On the next play he crossed the goal line to give the Eagles a 21-17 lead.

After the BC defense forced the first punt of the game right before the 12-minute mark, Williams pushed the lead to 28-17 on a 37-yard run, tallying his third TD of the day and registering the longest run of the year for BC.

Army made it a 31-20 game with 48 seconds to go in the half on a 40-yard field goal, but Freese responded with a season-long 49-yarder as time expired.

While the Eagles went three-and-out to start the second half, it took Army one play to cut the lead to 31-17 on an 80-yard run by Dixon, the longest the BC defense has allowed in 2013. Williams put the Eagles back up by nine on his fourth TD with 6:39 to go in the third. On third-and-12, Rettig connected with Amidon on a 39-yard pass to keep the drive alive. Williams rushed five times for 30 yards before pushing into the endzone on a three-yard run. The 13-play, 93-yard drive was the longest of the season for the Eagles, lasting 6:13.

As the fourth quarter started, Freese finished a nine-play drive with a 28-yard field goal with 14:18 to go in the game. He is a perfect 5-for-5 this season.

The Eagles defense forced another Army punt, which junior Spiffy Evans returned for 28 yards to set up the Eagles offense. Williams tied the BC record with his fifth score of the day on his second rush with a 34-yard run to make it 48-27 at the 12:27 mark.

6 NO. 3 CLEMSON 24, BC 14



Oct. 12, 2013 • Clemson, S.C. • Clemson Memorial Stadium (77,506)

Boston College	0	7	7	0	14	Record: (3-3, 1-2)
No. 3 Clemson	0	3	7	14	24	Record: (6-0, 4-0)

	BC	Clemson
First Downs	12	23
Rushes-Yds. (Net)	39-94	37-162
Passing-Yds. (Net)	192	334
Passes Att-Comp-Int	21-13-1	45-30-0
Total Off. Plays-Yds.	60-286	82-496
Fumble Returns-Yds.	0-0	1-13
Punt Returns-Yds.	3-22	3-19
Kickoff Returns-Yds.	1-27	1-24
Interception Returns-Yds.	0-0	1-4
Punts (Number-Avg.)	9-43.2	5-43.4
Fumbles-Lost	2-1	5-2
Penalties-Yds.	8-57	5-35
Possession Time	31:21	28:39
3rd-Down Conversions	3 of 15	4 of 17
4th-Down Conversions	0 of 1	2 of 4
Red-Zone Scores-Chances	0-0	2-4
Sacks By: Number-Yds.	0-0	5-42

Second Quarter

13:38 BC Willis 38 yd run (Freese kick), 10-93 5:48

0:00 CU Catanzaro 35 yd field goal, 9-48 1:09

Third Quarter

6:59 CU Watkins 48 yd pass from Boyd (Catanzaro kick), 6-71 1:58

6:40 BC Amidon 69 yd pass from Rettig (Freese kick), 1-69 0:11

Fourth Quarter

13:44 CU Boyd 6 yd run (Catanzaro kick), 8-48 2:46

12:42 CU Beasley 13 yd fumble recovery (Catanzaro kick)

RUSHING: Boston College-Williams 24-70; Willis 3-40; Amidon 2-12; Dudeck 1-3; Rettig 9-minus 31. Clemson-McDowell 18-91; Brooks 6-42; Boyd 9-33; Howard 2-1; Team 2-minus 5.

PASSING: Boston College-Rettig 13-21-192. Clemson-Boyd 30-44-0-334; Watkins 0-1-0-0.

RECEIVING: Boston College-Amidon 6-121; Miller 2-16; Sinkovec 1-20; Naples 1-17; Parsons 1-9; Dudeck 1-6; Evans 1-3. Clemson-Humphries 9-81; Watkins 7-101; Seckinger 3-29; McDowell 3-15; Bryant 2-48; Williams 2-26; Cooper 2-16; Brooks 1-14; Howard 1-4.

INTERCEPTIONS: Boston College-None. Clemson-Wiggins 1-4.

FUMBLES: Boston College-Rettig 1-1; Willis 1-0. Clemson-Boyd 2-0; Jenkins 1-0; Brooks 1-1; McDowell 1-1.

SACKS (UA-A): Boston College-None. Clemson-St. Anthony 2-0; Crawford 1-0; Beasley 1-0; Steward 1-0.

TACKLES (UA-A): Boston College-Daniels 8-1; Pierre-Louis 5-4; Williams 6-2; Sylvia 6-2; Asprilla 5-2; Jones 5-0; Divitto 2-3; Ramsey 4-0; Edebal 2-2; Louis-Jean 3-0; Keyes 2-1; Mihalik 2-0; Rositano 2-0; Strizak 1-0; Wujciak 1-0; Williams 1-0; Dudeck 1-0; Rudolph 0-1; Jones 0-1. Clemson-Smith 6-3; Shuey 4-5; St. Anthony 4-3; Christian 2-4; Beasley 3-2; Breeland 3-1; Kearse 3-1; Crawford 3-0; Williams 3-0; Robinson 2-0; Peters 1-1; Lawson 1-1; Burrell 1-0; Wiggins 1-0; Blanks 1-0; Reader 1-0; Steward 1-0; Jarrett 0-1; Watson 0-1; Fajgenbaum 0-1; Watson 0-1; Barnes 0-1.

Weather: 80 degrees, sunny, calm wind

CLEMSON S.C. (AP) – A solid first three quarters was undone by a scoreless fourth for the Boston College Eagles, as they fell, 24-14, to the No. 3 Clemson Tigers.

Senior wide receiver Alex Amidon and the Eagles (3-3, 1-2 ACC) nearly spoiled the party, keeping the Tigers out of sync offensively and using big plays to carry a 14-10 lead into the final period. That's when the Tigers (6-0, 4-0) fought back, Boyd's 6-yard TD run with 13:44 left putting them ahead for good.

National sack leader Vic Beasley sealed things a few moments later when he scooped up Chase Rettig's fumble and took it 13 yards for a touchdown. The Boston College quarterback coughed up the ball after a big hit by linebacker Tony Steward.

Eagles tailback Andre Williams, who came in the nation's top rusher, was held to fewer than three yards a carry with 70 total. He had gained a career-best 263 a week ago in Boston College's win over Army.

Boston College finished with 286 yards on offense, 162 of those coming on its two TD drives. It's the fifth straight game Clemson held an opponent to 14 points or less.

Clemson put its past two opponents in Wake Forest and Syracuse away by halftime, leading 35-7 at the break and cruising to sizeable victories.

The Tigers tried that formula again in this one, reaching

the BC 6 before kicker Chandler Catanzaro ended a string of 28 straight field goals inside 48 yards as he missed from 25 yards away.

It was only the start of the Tigers execution problems. Two series later, Zac Brooks fumbled at the end of what would've been a first down and Eagles linebacker Steele Divitto recovered.

After driving 68 yards to the Boston College 28, Watkins air-mailed a halfback pass over wide open Adam Humphries. Two plays later, holder Corbin Jenkins couldn't get the snap down and the Tigers again left without points.

Rod McDowell had Clemson's second fumble of the half a series later, then came up shy on fourth-and-six as Clemson passed up a long field goal try the next time it had the ball.

The Tigers finally broke through on the half's last play, Catanzaro nailing a 35-yard field goal as time ran out to trail the Eagles 7-3 at the break.

Clemson's struggles continued into the second half. The crowd of 77,506 relaxed some when Watkins took in his 48-yard catch along the right sidelines for a touchdown to put Clemson on top, 10-7. But BC answered one play later on Rettig's 69-yard TD toss to Amidon.

The nervousness didn't leave for good until after Beasley bounded in with the loose ball for a double-digit lead.

2013 GAME SUMMARIES

7 NORTH CAROLINA 34, BC 10



Oct. 26, 2013 • Chapel Hill, N.C. • Kenan Memorial Stadium (43,000)

Boston College	7	0	0	3	10	Record: (3-4, 1-3)
North Carolina	6	14	7	7	34	Record: (2-5, 1-3)

	BC	UNC
First Downs	12	21
Rushes-Yds. (Net)	38-202	44-110
Passing-Yds. (Net)	59	282
Passes Att-Comp-Int	22-11-0	29-22-0
Total Off. Plays-Yds.	60-261	73-392
Fumble Returns-Yds.	0-0	0-0
Punt Returns-Yds.	3-28	2--2
Kickoff Returns-Yds.	5-79	2-20
Interception Returns-Yds.	0-0	0-0
Punts (Number-Avg.)	8-39.1	7-45.3
Fumbles-Lost	1-1	0-0
Penalties-Yds.	5-42	4-50
Possession Time	29:36	30:24
3rd-Down Conversions	5 of 16	8 of 16
4th-Down Conversions	0 of 1	0 of 0
Red-Zone Scores-Chances	0-0	5-5
Sacks By: Number-Yds.	4-43	4-18

First Quarter

12:48	UNC	Switzer 13 yd pass from Renner (Team kick failed), 5-35 1:39
7:04	BC	Williams 56 yd run (Freese kick), 3-77 1:09

Second Quarter

13:35	UNC	Blue 1 yd run (Moore kick), 15-81 4:47
0:52	UNC	Howard 10 yd pass from Renner (Moore kick), 11-90 2:31

Third Quarter

0:19	UNC	Howard 17 yd pass from Williams (Moore kick), 3-67 1:19
------	-----	---

Fourth Quarter

8:59	UNC	Williams 4 yd run (Moore kick), 6-46 3:03
2:04	BC	Freese 38 yd field goal, 7-18 2:48

RUSHING: Boston College-Williams 26-172; Rettig 8-23; Rouse 3-6; Willis 1-1. North Carolina-Williams 7-55; Morris 9-33; Blue 8-25; Francis 6-11; Ebron 2-7; Logan 5-1; Renner 7-minus 22.

PASSING: Boston College-Rettig 10-20-0-57; Bordner 1-2-0-2. North Carolina-Renner 18-21-0-227; Williams 4-8-0-55.

RECEIVING: Boston College-Amidon 8-38; Naples 2-19; Wolford 1-2. North Carolina-Ebron 4-67; Morris 4-29; Davis 3-36; Howard 3-31; Logan 2-51; Thorpe 2-40; Singleton 2-11; Switzer 1-13; Tapley 1-4.

INTERCEPTIONS: Boston College-None. North Carolina-None.

FUMBLES: Boston College-Williams 1-1. North Carolina-None.

SACKS (UA-A): Boston College-Pierre-Louis 1-0; Ramsey 1-0; Little 1-0; Edeballi 1-0. North Carolina-Martin 2-0; Bart 1-0; Hughes 1-0.

TACKLES (UA-A): Boston College-Divitto 5-5; Daniels 5-4; Williams 4-3; Jones 5-1; Sylvia 5-1; Pierre-Louis 3-3; Rudolph 2-4; Asprilla 5-0; Simmons 2-2; Ramsey 2-2; Edeballi 2-1; Louis-Jean 1-1; Wujciak 0-2; Gutapfel 1-0; Little 1-0; Mihalik 1-0; Kavalec 1-0; Milano 1-0; Borcich 1-0; Appiah 0-1. North Carolina-Boston 3-6; Hughes 4-4; Price 4-2; Scott 2-4; Martin 5-0; Schoettmer 1-4; Green 3-0; Hollins 2-1; Bart 1-2; Rankin 1-2; Ellerbe 2-0; Thomason 2-0; Staub 1-1; Underwood 1-1; Walker 1-0; Jackson 1-0; Simmons 1-0; Mastromatteo 1-0; Shankle 1-0; Tabb 1-0; Blue 1-0; Farmer 0-1; Dixon 0-1; Gnonkonde 0-1; Singleton 0-1; Renner 0-1.

Weather: 57 degrees, sunny, SSW wind at 3 mph

CHAPEL HILL, N.C. (AP) – Senior Andre Williams rushed 26 times for 172 yards and one touchdown and senior middle linebacker Steele Divitto registered a game-high 10 tackles to lead the visiting Eagles, but North Carolina scored 28 straight points to capture a 34-10 ACC home win before 43,000 fans at Kenan Stadium.

Williams, the ACC's leading rusher, ran for 172 yards in his fifth 100-yard performance of the season and had a 56-yard touchdown run. He eclipsed the 1,000-yard plateau in the contest and vaulted himself into the school's top 10 for career rushing yards.

But facing a defense that allows an ACC-worst 456 yards per game, the Eagles (3-4, 1-3) managed just 261 total yards and converted 5-of-16 third downs. Until the final five meaningless minutes, they took only five snaps in North Carolina territory.

Chase Rettig was 10-of-20 for 57 yards and was sacked four times for BC.

The Eagles lost their sixth straight ACC road game and have yet to beat North Carolina since joining the ACC in 2005. They fall to 0-4 in Chapel Hill.

For the Tar Heels, it only felt like that long since their last win here – or anywhere, for that matter.

A rough stretch – including consecutive games against nationally ranked Coastal Division rivals Miami and Virginia Tech – left them with the worst record in the ACC.

But this game started a stretch of navigable games: The sec-

ond half of the schedule included a game against FCS member Old Dominion and five league opponents who entered the weekend a combined 17-15.

North Carolina's defense, which entered last in the league in all four major stat categories, kept the Eagles in check for much of this one.

The only real mistake came on the BC tailback's long touchdown run, in which Williams was barely touched on his way up the middle and down the right side.

A.J. Blue put the Tar Heels back up on the fifth play of the second when he burrowed in off left tackle. Bryn Renner then extended North Carolina's lead to 20-7 with his scoring pass to Bug Howard with 52 seconds left in the half.

Howard's second score came with 19 seconds left in the third and after the Tar Heels moved into the red zone on two Renner-to-Eric Ebron completions. Cornerback Bryce Jones slipped near the back line, leaving Howard wide open for the easy strike from UNC's Marquise Williams to stretch the lead to 27-7.

Marquise Williams' 4-yard TD run midway through the fourth then pushed it to 34-7.

Switzer, a freshman who had two touchdowns called back due to penalties earlier this season, finally got his first scoring catch on North Carolina's first drive to put the Tar Heels up 6-0. That came after Williams fumbled at the BC 35 on the Eagles' second offensive play.

Nate Freese kicked a 38-yard field goal with 2:04 left for BC.

B BC 34, VIRGINIA TECH 27

Nov. 2, 2013 • Chestnut Hill, Mass. • Alumni Stadium (30,129)



Virginia Tech	0	10	7	10	27	Record: (6-3, 3-2)
Boston College	7	0	10	17	34	Record: (4-4, 2-3)

SEASON PREVIEW

THE EAGLES

COACHES & STAFF

2013 SEASON REVIEW

HISTORY & RECORDS

UNIVERSITY & MEDIA

	VT	BC
First Downs	18	13
Rushes-Yds. (Net)	29-55	42-196
Passing-Yds. (Net)	391	93
Passes Att-Comp-Int	41-24-2	14-11-0
Total Off. Plays-Yds.	70-446	56-289
Fumble Returns-Yds.	0-0	0-0
Punt Returns-Yds.	3-13	1-9
Kickoff Returns-Yds.	2-76	3-52
Interception Returns-Yds.	0-0	2-82
Yards (Number-Avg.)	3-46.7	6-40.8
Fumbles-Lost	3-2	0-0
Penalties-Yds.	6-50	1-5
Possession Time	28:15	31:45
3rd-Down Conversions	5 of 13	2 of 12
4th-Down Conversions	1 of 2	1 of 1
Red-Zone Scores-Chances	2-2	3-3
Sacks By: Number-Yds.	0-0	4-24

First Quarter

1:25 BC Williams 19 yd run (Freese kick), 10-69 5:34

Second Quarter

5:15 VT Edmunds 1 yd run (Journell kick), 9-76 4:57

0:01 VT Journell 56 yd field goal, 10-43 1:52

Third Quarter

10:27 BC Freese 25 yd field goal, 4-7 1:23

6:13 VT Cline 1 yd pass from Thomas (Journell kick), 8-82 4:14

1:20 BC Sinkovec 2 yd pass from Rettig (Freese kick), 6-17 2:48

Fourth Quarter

13:08 VT Journell 47 yd field goal, 7-46 3:12

8:45 BC Freese 43 yd field goal, 8-54 4:23

7:00 BC Pierre-Louis 33 yd interception return (Freese kick)

4:35 BC Andre Williams 62 yd run (Freese kick), 1-62 0:11, VT 20 - BC 34

2:54 VT Edmunds 22 yd pass from Thomas (Journell kick), 8-52 1:41

RUSHING: Virginia Tech-Thomas 20-38; Edmunds 6-10; Coleman 3-7. Boston College-Williams 33-166; Rettig 2-20; Willis 4-14; Team 3-minus 4.

PASSING: Virginia Tech-Thomas 24-41-2-391. Boston College-Rettig 11-14-0-93.

RECEIVING: Virginia Tech-Stanford 6-17; Byrn 5-49; Edmunds 4-42; Cline 3-36; Coles 2-47; Knowles 2-35; Coleman 2-11. Boston College-Amidon 3-53; Sinkovec 3-19; Jackson 2-15; Miller 1-12; Crimmins 1-3; Willis 1-minus 9.

INTERCEPTIONS: Virginia Tech-None. Boston College-Asprilla 1-49; Pierre-Louis 1-33.

FUMBLES: Virginia Tech-Thomas 3-2. Boston College-None.

SACKS (UA-A): Virginia Tech-None. Boston College-Edebali 1-2; Divitto 1-0; Jones 0-1; Little 0-1.

TACKLES (UA-A): Virginia Tech-Tyler 5-6; Jarrett 5-6; Bonner 6-1; Fuller 4-2; Edwards 4-1; Hopkins 3-1; Maddy 3-0; Collins 1-2; Exum 2-0; Clarke 2-0; Nicolas 2-0; Gayle 1-1; McKinnon 1-0; DiNardo 1-0; Knowles 1-0. Boston College-Pierre-Louis 8-0; Asprilla 7-0; Williams 5-2; Edebali 5-2; Sylvia 4-2; Divitto 3-1; Jones 3-0; Daniels 2-1; Jones 1-1; Simmons 1-1; Mihalik 1-1; Rudolph 0-2; Louis-Jean 1-0; Ramsey 0-1; Little 0-1; Dudeck 0-1.

Weather: partly sunny, 60 degrees, NW wind at 5 mph

CHESTNUT HILL, MASS. (AP) - Linebacker Kevin Pierre-Louis had a 33-yard interception return for a touchdown midway into the fourth quarter and Andre Williams ran for a pair of scores, lifting Boston College to a 34-27 win over Virginia Tech.

Williams carried 33 times for 166 yards and Chase Rettig completed 11-of-14 passes for 93 yards and a TD for Boston College (4-4, 2-3 ACC).

The Hokies (6-3, 3-2 ACC) took their third lead of the game on Cody Journell's 47-yard field goal - his second long one of the day - 1:52 into the final quarter. But BC rallied again, tying it on Freese's 43-yard field goal midway into the fourth quarter.

On the next possession with a third-and-five from his own 30, Thomas, under pressure and back pedaling, threw a floating pass over the middle that Pierre-Louis picked off and broke down the right sideline for the go-ahead score with seven minutes to play.

After BC stopped the Hokies on a fourth-and-six from its own 38, Williams burst through the right side of the line for a 62-yard score on the next play.

Thomas hit Trey Edmunds with a 22-yard TD pass with 2:54 to play, cutting it to 34-27.

The Hokies took over on their own 28 with 1:49 to play, but Thomas fumbled it away again three plays later.

The Eagles tied at 10-all on Freese's 25-yard field goal after corner back Manuel Asprilla's interception and return down the left sideline to Virginia Tech's 15 early in the third quarter.

On the ensuing possession, Thomas hit Joshua Stanford over the middle and he broke a pair of tackles for a 69-yard reception down to the one. The Eagles held on three rushing attempts before Thomas hit Kalvin Cline with the scoring toss off a play-action to push the Hokies back in front 17-10 midway into the third.

BC forced another turnover when Kasim Edebali stripped Thomas and Brian Mihalik recovered it at the Hokies' 17. Rettig's 2-yard TD pass to fullback Jake Sinkovec tied it at 17-all late in the third.

Trailing 7-0 after sputtering on offense in the first quarter, the Hokies marched 76 yards in nine plays, tying the game on Edmunds' one-yard run midway into the second quarter. The score was set up by Thomas' 25-yard strike to D.J. Coles, which moved the ball to the one.

Late in the opening half, Virginia Tech took over at its own 18 and moved 43 yards in nine plays before Journell nailed his field goal, a low line drive that knuckled over the crossbar. Four plays earlier, the Hokies had a 46-yard TD pass from Thomas to Edmunds nullified by a holding penalty against center David Wang.

The Eagles had jumped ahead 7-0 on Williams' 19-yard TD run late in the first quarter. Williams, who entered the week as the nation's fifth-leading rusher at 144.3 yards per game, broke three tackles - the last about 8 yards away from the goal line against Kyshoen Jarrett - before going in for the score. Rettig set up the score with a 19-yard scramble on third-and-10 from the Hokies' 38.

2013 GAME SUMMARIES

9 BC 48, NEW MEXICO STATE 34



Nov. 9, 2013 • Las Cruces, N.M. • Aggie Memorial Stadium (14,997)

Boston College	13	7	7	21	48	Record: (5-4, 2-3)
New Mexico State	3	14	7	10	34	Record: (1-9)

	BC	NMS
First Downs	18	27
Rushes-Yds. (Net)	35-320	29-159
Passing-Yds. (Net)	230	389
Passes Att.-Comp.-Int	25-17-0	57-43-1
Total Off. Plays-Yds.	60-550	86-548
Fumble Returns-Yds.	0-0	1-2
Punt Returns-Yds.	1-1	4-39
Kickoff Returns-Yds.	3-116	1-8
Interception Returns-Yds.	1-8	0-0
Punts (Number-Avg.)	4-48.5	7-51.9
Fumbles-Lost	2-2	1-0
Penalties-Yds.	2-24	10-79
Possession Time	27:51	32:09
3rd-Down Conversions	5 of 13	9 of 18
4th-Down Conversions	1 of 1	0 of 0
Red-Zone Scores-Chances	2-2	4-4
Sacks By: Number-Yds.	1-7	0-0

First Quarter

12:34	NMS	Johnson 43 yd field goal, 4-3 1:40
9:18	BC	Freese 51 yd field goal, 8-41 3:16
5:54	BC	Freese 39 yd field goal, 7-55 2:31
2:49	BC	Naples 69 yd pass from Rettig (Freese kick), 3-80 0:59

Second Quarter

8:25	NMS	Franklin 14 yd pass from McDonald (Johnson kick), 7-84 2:31
3:05	BC	Jackson 7 yd pass from Rettig (Freese kick), 11-75 5:20
0:01	NMS	Hall, Xavier 10 yd run (Johnson, M. kick), 9-75 3:04

Third Quarter

12:13	BC	Amidon 30 yd pass from Rettig (Freese kick), 8-75 2:47
7:35	NMS	Brown 16 yd pass from McDonald (Johnson kick), 6-68 1:11

Fourth Quarter

10:39	NMS	Johnson 32 yd field goal, 15-48 6:03
10:23	BC	Willis 98 yd kickoff return (Freese kick)
8:07	NMS	Franklin 49 yd pass from McDonald (Johnson kick), 6-75 2:16
4:53	BC	Williams 80 yd run (Freese kick), 2-97 0:29
2:33	BC	Williams 47 yd run (Freese kick), 2-50 0:56

RUSHING: Boston College-Williams 30-295; Willis 5-25. New Mexico State-Hall 14-95; Colwell 5-27; Franklin 3-22; McDonald 7-15.

PASSING: Boston College-Rettig 17-25-0-230. New Mexico State-McDonald 41-55-1-384; Franklin 2-2-0-5.

RECEIVING: Boston College-Amidon 8-88; Sinkovec 3-31; Dudeck 2-18; Naples 1-69; Parsons 1-12; Jackson 1-7; Crimmins 1-5. New Mexico State-Franklin 10-145; Bowen 9-54; Bergstrom 8-57; Brown 5-56; Hall 4-32; Shapiro 4-18; Matthews 3-24; Colwell 0-3.

INTERCEPTIONS: Boston College-Daniels 1-8. New Mexico State-None.

FUMBLES: Boston College-Dudeck 1-1; Amidon 1-1. New Mexico State-Matthews 1-0.

SACKS (UA-A): Boston College-Edebali 1-0. New Mexico State-None.

TACKLES (UA-A): Boston College-Divitto 6-12; Williams 8-5; Asprilla 8-3; Pierre-Louis 4-4; Daniels 3-5; Jones 2-3; Edebali 1-4; Simmons 2-2; Appiah 1-3; Lifka 1-3; Wujciak 1-3; Sylvia 2-1; Louis-Jean 2-0; Jones 0-2; Mihalik 0-2; Keyes 1-0; Team 1-0; Dudeck 1-0; Milano 0-1; Gutapfel 0-1. New Mexico State-Nixon 7-7; Bonilla 3-9; Cazares 3-6; Butler 1-6; Russell 1-4; Callender 3-1; Oliva 0-4; Mobley 0-3; Eakins 0-3; Johnson 2-0; Hill 2-0; Hall 1-0; Fuller 1-0; Shapiro 1-0; Chapman-Brown 0-1; Smith 0-1; Ramondo 0-1; Kaiser 0-1; Warren 0-1.

Weather: Sunny, 70 degrees, SW wind at 3 mph

LAS CRUCES, NM (AP) – Boston College tailback Andre Williams broke the school record with 295 yards on the ground and scored on two long runs in the fourth quarter to help the Eagles pull away from New Mexico State and escape with a 48-34 victory at Aggie Memorial Stadium.

Williams, the leading rusher in the ACC and No. 2 in the FBS in yards per game, finished with 30 carries for 295 yards and two touchdowns. His two biggest, though, were the scoring runs that came on plays of 80 and 47 yards, both with less than a minute to go in the game, and broke a 34-3 tie.

Senior receiver Alex Amidon, who needed 54 yards to break BC's career receiving yards mark, caught eight passes for 88 yards and one touchdown for the Eagles.

Boston College (5-4) won for the second week in a row, following a win against Virginia Tech last week. However, it wasn't easy against NMSU (1-9), which has lost two in a row and whose only win this season has come against Abilene Christian. BC needs one more win to become bowl eligible.

In the first meeting between the teams, the Eagles led 20-17 at the half and 27-24 going into the fourth quarter.

A 32-yard field goal by Maxwell Johnson of NMSU tied the game at 27 early in the fourth quarter, but as they'd done almost all afternoon, the Eagles answered an Aggie score with one of their own.

This time, it was a 98-yard kickoff return for a score by Myles Willis, who broke a tackle near his own 23-yard line, then darted outside and raced untouched the rest of the way. That put the Eagles back ahead at 34-27.

Still, the Aggies, who had the Boston College defense on its heels for much of the game, refused to go away. NMSU drove 75 yards in six plays to tie the score at 34. Quarterback Andrew McDonald hit all-purpose threat Austin Franklin on a post route that covered 49 yards for the tying touchdown.

The Aggies, coached by former Eagles quarterbacks coach Doug Martin, looked to take control on the next series when Bryan Bonilla recovered a fumble by Boston College receiver Amidon.

This time, it was the Eagles' defense's turn, and it forced NMSU into a three-and-out. However, the ensuing punt left Boston College at its own three-yard line.

That's when Williams stepped up. After an offside penalty on the Aggies and a 12-yard pass from Chase Rettig to C.J. Parsons, Williams took a handoff up the middle and shot through the line and all the way down the field untouched for a 41-34 lead.

Linebacker Steven Daniels sealed things for the Eagles when he intercepted McDonald on the fourth play of the next series. Two plays later, Williams again broke free, this time for a 47-yard run to the right side that made it 48-34.

10 BC 38, NC STATE 21



Nov. 16, 2013 • Chestnut Hill, Mass. • Alumni Stadium (31,262)

NC State	0	7	0	14	21	Record: (3-7, 0-7)
Boston College	10	7	3	18	38	Record: (6-4, 3-3)

	NCST	BC
First Downs	16	20
Rushes-Yds. (Net)	26-35	53-420
Passing-Yds. (Net)	325	53
Passes-Att-Comp-Int	40-26-0	15-8-0
Total Off. Plays-Yds.	66-360	68-473
Fumble Returns-Yds.	0-0	1-22
Punt Returns-Yds.	1-2	0-0
Kickoff Returns-Yds.	3-47	3-32
Interception Returns-Yds.	0-0	0-0
Punts (Number-Avg.)	8-49.6	5-45.8
Fumbles-Lost	2-1	2-1
Penalties-Yds.	4-20	5-27
Possession Time	25:54	34:06
3rd-Down Conversions	6 of 17	7 of 15
4th-Down Conversions	0 of 1	0 of 0
Red-Zone Scores-Chances	1-2	3-3
Sacks By: Number-Yds	2-16	4-32

First Quarter

5:40	BC	Freese 25 yd field goal, 6-72 2:25
0:15	BC	Williams 17 yd run (Freese kick), 10-72 4:38

Second Quarter

7:13	NCST	Smith 9 yd pass from Thomas (Sade kick), 5-80 2:30
4:46	BC	Williams 19 yd run (Freese kick), 5-74 2:27, ST 7 - BC 17

Third Quarter

2:28	BC	Freese 39 yd field goal, 11-57 5:46, ST 7 - BC 20
------	----	---

Fourth Quarter

9:05	NCST	Payton 49 yd pass from Smith (Sade kick), 6-87 1:23
8:01	BC	Amidon 0 yd fumble recovery (Rettig rush), 2-73 1:04
2:39	BC	Freese 41 yd field goal, 4-7 2:18
1:53	NCST	Ramos 52 yd pass from Leatham (Sade kick), 4-75 0:46
0:51	BC	Williams 34 yd run (Freese kick), 4-44 1:02

RUSHING: NC State-Thornton 11-56; Dayes 4-14; Shirreffs 3-8;

Thomas 7-minus 21; Team 1-minus 22. Boston College- Williams 42-339; Willis 6-77; Amidon 1-15; Rettig 4-minus 11.

PASSING: NC State-Thomas 22-33-0-207; Leatham 3-6-0-69; Smith 1-1-0-49. Boston College-Rettig 8-15-0-53.

RECEIVING: NC State-Smith 8-34; Ramos 5-109; Payton 3-59; Dayes 2-72; Thornton 2-12; Creecy 2-12; Copeland 2-8; Grinnage 1-20; Hegedus 1-minus 1. Boston College-Amidon 5-34; Crimmins 1-10; Dudeck 1-8; Naples 1-1.

INTERCEPTIONS: NC State-None. Boston College-None.

FUMBLES: NC State-Shirreffs 1-0; Thomas 1-1. Boston College-Williams 2-1.

SACKS (UA-A): NC State-Pittman 1-0; Norman 1-0. Boston College-Pierre-Louis 2-0; Rudolph 1-0; Edeballi 1-0.

TACKLES (UA-A): NC State-Caldwell 8-9; Pittman 7-3; Johnson 2-6; Green 4-3; Nelson 2-3; Burris 4-0; Buckley 3-0; Tocho 2-1; Stanley 1-2; Jones 2-0; Davis 1-1; Teal 1-1; Gray 0-2; Buntyn 1-0; Crisp 1-0; Gentry 1-0; Ramos 1-0; Norman 1-0; Cato-Bishop 0-1; McGill 0-1; Noel 0-1. Boston College-Divitto 7-1; Pierre-Louis 6-2; Edeballi 4-3; Louis-Jean 3-2; Daniels 3-2; Jones 3-0; Johnson 3-0; Simmons 2-0; Mihalik 2-0; Rudolph 2-0; Williams 2-0; Milano 2-0; Jones 1-0; Asprilla 1-0; Sylvia 1-0; Lifka 1-0; Skubal 0-1; Wujciak 0-1.

Weather: Cloudy, 47 degrees, W wind at 6 mph

CHESTNUT HILL, MASS. (AP) – Andre Williams stepped out from the sideline, his helmet off, and took a deep bow when the public address announcer recognized him for breaking Boston College's single-season rushing record.

His day wasn't done yet.

Williams returned for the Eagles' next drive and went past the 300-yard mark, breaking the single-game record that he set the week prior. And then, with BC just trying to run out the clock, Williams got loose for a 34-yard touchdown with 51 seconds left to finish with 339 yards and an Atlantic Coast Conference record.

Williams ran for more than 100 yards in the first quarter, and early in the fourth secured his fourth 200-yard game this season. He broke Mike Cloud's school record on a strange play when he broke four tackles on a 65-yard run but fumbled just before the goal line.

The leading rusher in the nation, Williams hit 300 yards on a five-yard run in the final minutes to break the single-game record of 295 he set the week prior against New Mexico State. On his school record-tying 42nd carry of the day, he scored his second TD of the game and his 14th of the season.

With the win, the Eagles (6-4, 3-3 ACC) became bowl-eligible for the first time in three years, a quick turnaround in Steve Addazio's first season in Chestnut Hill. With regular-season games remaining against Maryland and Syracuse, BC could move up in the bowl selection process with a chance to qualify for the Music City Bowl as the No. 5 pick in the ACC.

Backup quarterback Pete Thomas completed 22 of 33 passes for 207 yards for N.C. State (3-7), which lost its sixth straight game and fell to 0-7 in conference play for the first time. Jumichael Ramos caught five passes for 109 yards and a 52-yard touchdown that made it 31-21 with 1:53 left to play.

The 339 rushing yards for Williams broke the ACC record John Leach set at Wake Forest in 1993, and it is the most in an FBS game this season.

BC placekicker Nate Freese also had a record-setting day, converting three field goals and three extra points to become the school's all-time leading scorer with 299 points.

Williams surpassed Cloud's single-season BC record of 1,726 yards when he got loose on a 65-yard run up the middle, breaking four tackles on his way before Wolfpack cornerback Justin Burris knocked the ball loose from behind at the one-yard-line. The ball bounced into the end zone, where Alex Amidon fell on it for the touchdown; Rettig's 2-point try gave the Eagles a 28-14 lead.

Williams ran for 40 yards the second time he touched the ball, and 27 more on the next play to set up Freese's 25-yard field goal. On BC's next possession, he ran eight times for a combined 37 yards, including a 17-yard touchdown that gave the Eagles a 10-0 lead.

It was the fourth time this season Williams has surpassed 100 yards in the first half, and his eighth 100-yard game of the season.

2013 GAME SUMMARIES

11 BC 29, MARYLAND 26



Nov. 23, 2013 • College Park, Md. • Byrd Stadium (32,147)

Boston College	3	7	3	16	29	Record: (7-4, 4-3)
Maryland	10	0	7	9	26	Record: (6-5, 2-5)

	BC	MD
First Downs	11	15
Rushes-Yds. (Net)	40-254	34-100
Passing-Yds. (Net)	120	178
Passes Att-Comp-Int	15-6-1	31-19-0
Total Off. Plays-Yds.	55-374	65-278
Fumble Returns-Yds.	0-0	0-0
Punt Returns-Yds.	3-15	1-6
Kickoff Returns-Yds.	4-70	4-104
Interception Returns-Yds.	0-0	1-2
Punts (Number-Avg.)	5-43.4	9-34.0
Fumbles-Lost	2-2	1-1
Penalties-Yds.	3-28	5-44
Possession Time	26:16	33:44
3rd-Down Conversions	5 of 14	2 of 13
4th-Down Conversions	0 of 0	2 of 2
Red-Zone Scores-Chances	3-3	2-3
Sacks By: Number-Yds.	4-16	1-0

First Quarter

11:10	BC	Freese 22 yd field goal, 7-70 3:50
5:54	MD	Craddock 43 yd field goal, 7-27 2:54
1:49	MD	Reid 1 yd run (Craddock kick), 1-1 0:03

Second Quarter

12:30	BC	Williams 6 yd run (Freese kick), 1-9 0:05
-------	----	---

Third Quarter

11:18	MD	Etta-Tawo 33 yd pass from Brown (Craddock kick), 8-70 3:33
1:09	BC	Freese 19 yd field goal, 14-73 6:49

Fourth Quarter

10:52	MD	Brown 3 yd run (Craddock kick), 6-33 2:33
10:33	BC	Williams 72 yd run (Freese kick), 1-72 0:12
5:02	BC	Amidon 74 yd pass from Rettig (Freese kick blockd)
5:02	MD	Nixon PAT return
00:00	BC	Freese 52 yd field goal, 6-45 1:32

RUSHING: Boston College-Williams 32-263; Willis 4-9; Rettig 4-minus 18. Maryland-Ross 11-44; Brown 12-22; Veii 6-16; Coins 1-10; Reid 4-8.

PASSING: Boston College-Rettig 6-14-1-120; Team 0-1-0-0. Maryland-Brown 19-31-0-178.

RECEIVING: Boston College-Amidon 2-83; Crimmins 2-15; Naples 1-21; Sinkovec 1-1. Maryland-Jacobs 7-44; King 5-42; Etta-Tawo 4-57; Stinebaugh 1-20; Reid 1-13; Ross 1-2.

INTERCEPTIONS: Boston College-None. Maryland-Davis 1-2.

FUMBLES: Boston College-Jones 1-1; Rettig 1-1. Maryland-Veii 1-1.

SACKS (UA-A): Boston College-Mihalik 1-0; Pierre-Louis 1-0; Daniels 1-0; Keyes 1-0. Maryland-Ngakoue 0-1; Whitfield 0-1.

TACKLES (UA-A): Boston College-Divitto 6-2; Simmons 3-3; Keyes 3-3; Daniels 2-4; Jones 2-4; Williams 4-1; Edeball 0-5; Asprilla 3-1; Jones 3-0; Louis-Jean 3-0; Wujciak 3-0; Sylvia 1-2; Mihalik 2-0; Pierre-Louis 1-1; Milano 1-0; Johnson 1-0; Appiah 1-0; Rudolph 1-0; Skubal 1-0. Maryland-Twine 4-6; Davis 4-5; Goree 1-6; Robinson 3-3; Nixon 1-5; Kilgo 2-3; Likely 2-2; Petty 1-2; Monroe 0-3; Whitfield 0-3; K. Coins 2-0; I.Coins 2-0; Riser 0-2; Renfro 1-0; Jefferson 1-0; Hendy 1-0; Hill 0-1; Ngakoue 0-1; Isaacs 0-1; Dancel 0-1.

Weather: Cloudy, 49 degrees, NW wind at 15 mph

COLLEGE PARK, MD. (AP) – Andre Williams had already done his part, rushing for 263 yards to become the 16th player in NCAA history to top 2,000 in a single season.

Now it was up to Boston College senior kicker Nate Freese to deliver a victory over Maryland. With the score tied and two seconds left in the fourth quarter, Freese was called upon to kick a 52-yard field goal.

He missed – for the first time all year. But Maryland coach Randy Edsall requested a timeout an instant before the kick.

The second try went right through the uprights as time expired to provide the Eagles with a 29-26 win. As soon as the officials raised their arms, the Boston College players stormed the field to celebrate their fourth straight win.

Turns out, the timeout designed to freeze Freese actually warmed him up to the task.

Williams now has 2,073 yards on the ground this year. His second touchdown got the Eagles (7-4, 4-3 Atlantic Coast Conference) to 24-20 with 10:33 left, and his 36-yard run in the closing seconds set up Freese's game winner.

It was the final ACC home game for the Terrapins (6-5, 2-5), who shift to the Big Ten in 2014. Maryland wraps up its ACC schedule next week at North Carolina State.

The Eagles trailed 24-13 before Williams ran 72 yards for a touchdown, a jaunt that moved him past the 2,000-mark. Maryland appeared poised for the clinching score when running back

Jacquille Veii lost a fumble at the Boston College 7. Chase Rettig then threw to a wide open Alex Amidon for a 74-yard score to make it 26-24.

But the conversion was blocked, and Maryland's Anthony Nixon took it the distance the other way to tie it with 5:02 left.

Williams limped off the field several times, the last time after his 36-yarder in the closing seconds. He finished with 32 carries and some very sore muscles.

Maryland opened the second half with a 70-yard drive capped by a 33-yard touchdown pass from C. J. Brown to Amba Etta-Tawo for a 17-10 lead. The score came two plays after the Terrapins successfully gambled on a fourth-and-one at the BC 34.

The Eagles closed to 17-13 late in the third quarter when Freese kicked a 19-yard field goal to end a march that lasted nearly seven minutes. The kick came after Boston College failed to get into the end zone on three runs – two by Williams, one by Rettig – from inside the Maryland 3.

The Terrapins went up by 11 on a 3-yard run by Brown with 10:52 to go, a score set up by Bryce Jones fumbling a punt at the BC 33.

Rettig was 1-for-7 for one yard and an interception before halftime, but Williams rushed for 107 yards and a touchdown to help Boston College forge a tie.

The Eagles tied it when Williams scored on a 6-yard run after Manuel Asprilla blocked a punt inside the Maryland 10.

12 SYRACUSE 34, BC 31



Nov. 30, 2013 • Syracuse, N.Y. • Carrier Dome (37,406)

Boston College	7	7	7	10	31	Record: (7-5, 4-4)
Syracuse	0	21	3	10	34	Record: (6-6, 4-4)

	BC	SYR
First Downs	15	30
Rushes-Yds. (Net)	33-191	51-210
Passing-Yds. (Net)	168	270
Passes Att-Comp-Int	19-11-1	43-29-1
Total Off. Plays-Yds.	52-359	94-480
Fumble Returns-Yds.	0-0	0-0
Punt Returns-Yds.	1-7	4-27
Kickoff Returns-Yds.	4-53	1-18
Interception Returns-Yds.	1-20	1-0
Punts (Number-Avg.)	5-33.6	2-48.5
Fumbles-Lost	1-1	1-0
Penalties-Yds.	4-27	5-35
Possession Time	23:27	36:33
3rd-Down Conversions	3 of 10	12 of 18
4th-Down Conversions	0 of 0	0 of 1
Red-Zone Scores-Chances	4-4	4-6
Sacks By: Number-Yds.	2-12	0-0

First Quarter

1:57 BC Williams 26 yd run (Freese kick), 5-96 2:13

Second Quarter

10:46 SYR Parris 1 yd pass from Hunt (Norton kick), 15-75 6:11
 6:12 SYR Morris 4 yd run (Norton kick), 9-50 3:23
 1:10 SYR Terrel Hunt 1 yd run (Ryan Norton kick), 9-50 3:56
 0:40 BC Parsons 9 yd pass from Rettig (Freese kick), 3-71 0:30

Third Quarter

9:56 BC Sinkovec 9 yd pass from Rettig (Freese kick), 9-70 5:04
 3:44 SU Norton 42 yd field goal, 14-50 6:12

Fourth Quarter

7:49 BC Rettig 1 yd run (Freese kick), 8-78 4:18
 5:03 SYR Norton 44 yd field goal, 9-49 2:46
 2:08 BC Freese 21 yd field goal, 5-18 0:41
 0:06 SYR Parris 8 yd pass from Hunt (Norton kick), 8-75 2:02

RUSHING: Boston College-Rettig 4-85; Willis 17-70; Williams 9-29; Rouse 3-7. Syracuse-Hunt 17-90; Smith 18-46; Morris 10-40; McFarlane 6-34.

PASSING: Boston College-Rettig 11-19-1-168. Syracuse-Hunt 29-43-1-270.

RECEIVING: Boston College-Amidon 3-60; Sinkovec 3-29; Naples 2-58; Parsons 2-24; Crimmins 1-minus 3. Syracuse- Cornelius 7-81; Parris 7-47; Broyle 6-47; Estime 2-35; Clark 2-7; Fun-derburk 1-28; Eskridge 1-19; Kobena 1-17; Smith 1-5; Hunt 1-minus 16.

INTERCEPTIONS: Boston College-Divitto 1-20. Syracuse-Lynch 1-0.

FUMBLES: Crimmins 1-1. Syracuse-Hunt 1-0.

SACKS (UA-A): Boston College- Rudolph 1-0; Pierre-Louis 1-0. Syracuse-None.

TACKLES (UA-A): Boston College-Pierre-Louis 9-4; Divitto 6-5; Daniels 8-2; Edeballi 6-1; Mihalik 5-2; Jones 4-2; Asprilla 4-1; Simmons 4-1; Jones 3-2; Sylvia 3-1; Wujciak 2-1; Keyes 2-0; Williams 2-0; Louis-Jean 1-1; Rudolph 1-0; Appiah 1-0; Jackson 1-0; Lifka 0-1. Syracuse-Hodge 6-1; Wilkes 4-1; Kelly 1-4; Robinson 4-0; Spruill 2-2; Crume 2-2; Bromley 1-3; Desir 2-1; Reddish 2-0; Lynch 2-0; Davis 1-1; Thompson 1-0; Coker 1-0; Arciniega 1-0; Morgan 1-0; McFarlane 1-0; Hunt 1-0; Anderson 0-1.

SYRACUSE, N.Y. (AP) - Syracuse's Terrel Hunt hit tight end Josh Parris with an 8-yard touchdown pass with six seconds remaining, resulting in Syracuse stunning Boston College 34-31 to become eligible for the postseason for the third time in four years.

Boston College (7-5, 4-4 ACC) had won four in a row behind star tailback Andre Williams, the nation's leading rusher, but he was injured in the third quarter and did not return, finishing the game watching from the sidelines.

BC quarterback Chase Rettig had provided BC with the go-ahead score with his legs, stunning the Orange with a 54-yard run. Rettig started left and cut completely back across the field before being tackled at the Syracuse 17. He then scored on a keeper with 7:49 left for a 28-24 lead.

The Eagles sent many Syracuse fans for the exits when BC linebacker Steele Divitto intercepted Hunt with 2:49 left and Nate Freese kicked a 21-yard field goal.

Syracuse had taken a 24-21 lead on Ryan Norton's 42-yard field goal late in the third, and he added a 44-yarder with 5:03 remaining in the game.

Something had to give in this one. Williams entered the game with 2,073 yards rushing and Syracuse was one of three FBS teams, along with Ohio State and Wisconsin, not to allow a 100-yard rusher this season. Williams, who had nine 100-yard

games and three straight 200-yard games coming in, finished with 29 yards on nine carries and scored once.

After falling behind 7-0 in the first quarter, Syracuse benefited from great field position to score two straight times in the second quarter as the Orange defense repeatedly stuffed Williams. He was held to 24 yards on eight rushing attempts in the first half, and one of those carries was a 26-yard TD.

Despite getting pinned deep in his own territory after the BC defense had stopped Syracuse at the two on fourth down, Rettig engineered a 96-yard drive in just five plays to give BC a 7-0 lead. Standing on the back line of his own end zone, Rettig zipped a 15-yard pass over the middle to tight end C.J. Parsons and followed with a 55-yard completion to a wide-open Mike Naples over the middle on the next play.

Williams, held to a yard on his first four carries and thrown for losses on three of them by the fired-up Syracuse defense, then scored around the left side with 1:57 left in the first.

With their season on the line, the Orange scored the next three times they had the ball.

With Williams struggling, Rettig worked his magic again, rolling right and hitting Alex Amidon for 52 yards down the left side. The play worked once, so might as well try it again. On the next play, Rettig hit Parsons with a throwback left for a 9-yard TD to move the Eagles within 21-14 at halftime.

2013 GAME SUMMARIES

13 ADVOCARE V100 BOWL



Dec. 31, 2013 (Fri.) • Shreveport, La. • AdvoCare v100 Independence Bowl

Arizona	7	14	14	7	42
Boston College	3	3	0	13	19

	ARIZ	BC
First Downs	28	20
Rushes-Yds. (Net)	49-254	45-145
Passing-Yds. (Net)	275	206
Passes Att-Comp-Int	17-24-0	17-28-2
Total Off. Plays-Yds.	73-529	73-351
Fumble Returns-Yds.	0-0	1-2
Punt Returns-Yds.	1-0	0-0
Kickoff Returns-Yds.	7-394	5-318
Interception Returns-Yds.	2-69	0-0
Punts (Number-Avg.)	2-31.5	5-38.4
Fumbles-Lost	2-2	0-0
Penalties-Yds.	2-23	5-55
Possession Time	24:50	35:10
3rd-Down Conversions	7 of 12	8 of 17
4th-Down Conversions	1 of 2	0 of 0
Red-Zone Scores-Chances	4-5	4-4
Sacks By: Number-Yds.	3-22	1-1

First Quarter

7:51 ARIZ Carey 2 yd run (Smith kick), 4-92, :41
1:11 BC Freese 32 yd field goal, 14-54, 6:40

Second Quarter

8:45 BC Freese 41 yd field goal, 11-46, 5:02
4:16 ARIZ Parks 69 yd interception return (Smith kick)
:30 ARIZ Griffey 26 yd pass from Denker (Smith kick), 10-80, 2:13

Third Quarter

12:11 ARIZ Carey 5 yd run (Smith kick), 11-75, 2:49
4:56 ARIZ Denker 14 yd run (Smith kick), 8-93, 2:16

Fourth Quarter

13:40 ARIZ Griffey 3 yd pass from Denker (Smith kick), 12-80, 4:41
12:00 BC Williams 4 yd run (Rettig rush failed), 4-65, 1:40
:35 BC Rouse 6 yd run (Freese kick), 12-94, 4:35

RUSHING: Arizona-Carey 27-169; Denker 14-51; Jenkins 7-34; Team 1-0. Boston College-Williams 26-75; Rouse 6-54; Willis 5-25; Bordner 1-4; Amidon 1-minus 4; Rettig 6-minus 9.

PASSING: Arizona-Denker 17-24-0-275. Boston College-Rettig 16-26-2-191; Bordner 1-2-0-15.

RECEIVING: Arizona-Phillips 9-193; Griffey 3-41; Grant 2-18; Jackson 1-11; Miller 1-11; Wharton 1-1. Boston College-Amidon 10-129; Sinkovec 2-15; Wolford 1-15; Parsons 1-15; Jay 1-14; Jackson 1-9; Naples 1-9.

INTERCEPTIONS: Arizona-Parks 1-69; Tevis 1-0. Boston College-None.

FUMBLES: Arizona-Carey 1-1; Phillips 1-1. Boston College-None.

SACKS (UA-A): Arizona-Bush-Loo 1-0; Fischer 1-0; Pettinato 1-0. Boston College-Divitto 1-0.

TACKLES (UA-A): Arizona-Fischer 9-5; Grandon 8-4; Flowers 6-1; Bondurant 5-1; McKnight 5-1; Tevis 4-1; Wright 1-4; Richardson 2-0; Tuihalamaka 1-1; Pettinato 1-1; Miller 1-0; Sanders 1-0; Bush-Loo 1-0; Brady 1-0; Hobson 1-0; Morrison 1-0; Parks 1-0; Jones 1-0; Allah 1-0; Gilbert 0-1; Taula 0-1; Turituri 0-1. Boston College-Jones 9-3; Williams 6-3; Simmons 6-0; Asprilla 5-1; Edebali 4-1; Sylvia 4-1; Ramsey 3-2; Divitto 1-4; Rudolph 0-5; Pierre-Louis 3-1; Keyes 0-4; Jones 3-0; Daniels 2-1; Wujciak 1-1; Mihalik 0-2; Appiah 0-1; Rouse 0-1; Gutapfel 0-1.

Weather: Partly Cloudy, 36. Wind S at 5 mph.

SHREVEPORT, LA. (AP) - First-year coach Steve Addazio said Boston College has plenty to be proud of after a remarkable turnaround season that included a return to postseason play after a 2-10 record in 2012.

Not much went right for the Eagles in a 42-19 loss to Arizona in the Advocare V100 Bowl. Boston College running back Andre Williams, the Doak Walker Award winner and Heisman finalist who came into the game with 2,102 yards rushing, was held to 75 yards and one touchdown in his final collegiate game.

Boston College (7-6) kept things tight early, trailing just 7-6 midway through the second quarter. But Arizona scored two quick touchdowns just before halftime to take a 21-6 lead and the Eagles could never mount another challenge.

Arizona's Ka'Deem Carey took a decisive victory in a showdown between two of the nation's top running backs. Carey rushed for 169 yards and two touchdowns, getting stronger as the game progressed. B.J. Denker threw for 275 touchdowns and two touchdowns and also rushed for a 14-yard touchdown.

Boston College didn't score a touchdown until Williams' 4-yard run early in the fourth quarter. Williams and Carey both earned first-team AP All-America honors this season, but the expected duel never materialized.

Carey had plenty of help. Arizona (8-5) had 529 total yards and scored 35 straight points to turn a tight 7-6 game in the second quarter into a 42-6 blowout by early in the fourth.

Denker completed 17 of 24 passes while Nate Phillips caught nine passes for 193 yards. Redshirt freshman Trey Griffey - the son of former baseball star Ken Griffey Jr. - caught two touchdown passes, including a 26-yarder just before halftime that gave the Wildcats a 21-6 lead.

Arizona's six touchdowns tied an Advocare V100 Bowl record. Rodriguez said the offense - and particularly Denker - played at a high level for most of the day.

Boston College could never get in sync offensively. Williams looked ordinary against Arizona's active defensive line. The senior never had much of a chance, usually meeting a pile of defenders right at the line of scrimmage.

The Eagles' secondary struggled to contain Arizona's receivers, who repeatedly found space in the defense. Boston College's Alex Amidon caught 10 passes for 129 yards and Nate Freese made field goals from 32 and 41 yards to cap a 20-for-20 season.

Both teams took to the air early. Denker completed 8 of 12 passes for 145 yards in the first half. Griffey's two touchdowns were the first of his career.

2013 INDIVIDUAL AWARD WINNERS

STEVE ADDAZIO, HEAD COACH

Maxwell Football Club Collegiate Coach of the Year
- semifinalist

ALEX AMIDON, JR., WR

All-Atlantic Coast Conference
- third team (AC SMA)
- third team (Coaches)
- Receiver of the Week - Oct. 14
Thomas F. Scanlan Award Co-Recipient
- highest honor for a Boston College senior
Boston College Strength and Conditioning Award

DON BROWN, DEFENSIVE COORD.

Broyles Award nominee
- nation's top assistant college football coach

STALIN COLINET, '96

Boston College Varsity Club Hall of Fame
- inductee

MIKE CLOUD, '98

Atlantic Coast Conference Class of Legends
Boston College Varsity Club Hall of Fame
- inductee

DICK CREMIN, '65

Boston College Varsity Club Hall of Fame
- inductee

RYAN DAY, OFFENSIVE COORD.

Assistant Coach of the Year, Gridiron Club of Greater Boston

TED DAVENPORT, SR., DB

Jay McGillis Memorial Award Scholarship Recipient

STEELE DIVITTO, SR., LB

All-Atlantic Coast Conference
- third team (AC SMA)
- honorable mention (Coaches)
- Co-Linebacker of the Week - Nov. 11
Boston College Coaches' Award Co-Recipient

KASIM EDEBALI, SR., DE

All-Atlantic Coast Conference
- third team (AC SMA)
- second team (Coaches)
Boston College Paul Cavanaugh Award Co-Recipient
- on-and-off field accomplishments
Team co-captain
- elect



Place-kicker Nate Freese

NATE FREESE, SR., PK

AT&T ESPN All-America
- first team
Football Writers' Association of America All-America
- second team
All-Atlantic Coast Conference
- first team (AC SMA)
- second team (Coaches)
Boston College Special Teams' Award

CONNOR GALLIGAN, SR., LB

Boston College Loyalty Award Co-Recipient

ANDY GALLIK, JR., C

All-Atlantic Coast Conference
- third team (AC SMA)

BRYCE JONES, SO., DB

Atlantic Coast Conference
- Defensive Back of the Week - Sept. 9

MIKE MARSCOVETRA, SR., QB

Boston College Paul Cavanaugh Award Co-Recipient
- on-and-off field accomplishments

JAMES MCCAFFREY, SR., DB

Boston College Scout Team Award

MIKE NAPLES, SR., TE

Boston College Unsung Hero Award Co-Recipient

C.J. PARSONS, SR., TE

Boston College Perseverance Award Co-Recipient

2013 INDIVIDUAL AWARD WINNERS

MATT PATCHAN, SR., OL

All-Atlantic Coast Conference

- second team (AC SMA)
- second team (Coaches)
- Two-time Offensive Lineman of the Week - Nov. 18 & Nov. 25

Boston College Toughness Award

KEVIN PIERRE-LOUIS, JR., LB

Walter Camp Football Foundation

- Connecticut Player of the Year

All-Atlantic Coast Conference

- first team (AC SMA)
- first team (Coaches)
- Two-time Linebacker of the Week - Oct. 7 & Nov. 4

William J. Flynn Award Co-Recipient

- Boston College Most Valuable Player

KALEB RAMSEY, SR., DE

Boston College Perseverance Award Co-Recipient

CHASE RETTIG, SR., QB

William J. Flynn Award Co-Recipient

- Boston College Most Valuable Player

JARYD RUDOLPH, SR., DL

Boston College Unsung Hero Award Co-Recipient

JAKE SINKOVEC, SR., FB

National Football Foundation

- Hampshire Honor Society

AdvoCare v100 Independence Bowl

- Scholar-Athlete Award

Boston College Gridiron Club Award

- determination, enthusiasm and spirit

IAN WHITE, SR., OL

All-Atlantic Coast Conference

- honorable mention (AC SMA)
- honorable mention (Coaches)
- Offensive Lineman of the Week - Nov. 4

Boston College Coaches' Award Co-Recipient

Team co-captain

- elect

ANDRE WILLIAMS, SR., RB

Heisman Memorial Trophy

- finalist

Doak Walker Award recipient

- nation's premier running back

Walter Camp Football Foundation



Linebacker Kevin Pierre-Louis

- Player of the Year - finalist
 - All-America - first team (official)
 - National Player of the Week - Nov. 17
- America Football Coaches Association
- FBS Coaches' All-America - first team (official)
- Associated Press All-America
- first team (official)
- Football Writers' Association of America
- All-America - first team (official)
- SportingNews'*
- All-America - first team (official)
- SI.com
- All-America - first team
- CBSSports.com
- All-America - first team
- AT&T ESPN
- All-America - first team
- USA Today Sports'*
- All-America - first team
- Athlon Sports
- All-America - first team
- All-Atlantic Coast Conference
- first team (AC SMA), unanimous selection
 - first team (Coaches), unanimous selection
 - Three-time Offensive Back of the Week - Sept. 9, Nov. 18, Nov. 25
- Thomas F. Scanlan Award Co-Recipient
- highest honor for a Boston College senior
- George "Bulger" Lowe Award
- New England's best offensive player, Gridiron Club of Greater Boston
- Harry Agganis Award,
- most outstanding senior football player in New England, NE Football Writers Association

ZACH WOLFE, SR., DB

Boston College Loyalty Award Co-Recipient

2013 RESULTS AND STATS

2013 RESULTS

Date	Opponent	Score	Attendance
Sept. 1	Miami	L, 32-41	39,262
Sept. 8	Maine	W, 34-3	30,685
Sept. 15	Northwestern	L, 13-22	32,597
Sept. 29	No. 17 Clemson	L, 31-45	40,138
Oct. 6	Army	L, 31-34	39,492
Oct. 13	No. 11 Florida State	L, 7-51	81,075
Oct. 20	Georgia Tech	L, 17-37	40,112
Oct. 27	Maryland	W, 20-17	33,267
Nov. 3	Wake Forest	L, 14-28	28,963
Nov. 10	No. 4 Notre Dame	L, 6-21	44,500
Nov. 17	Virginia Tech	L, 23-30 (OT)	34,266
Nov. 24	NC State	L, 10-27	53,020
Total points:		238-356	222,118

Record: 7-5
Coach: Steve Addazio
Captains: Kasim Edebali, Ian White

TEAM STATISTICS

	BC	OPP
SCORING	360	376
Points Per Game	27.7	28.9
FIRST DOWNS	212	279
Rushing	110	117
Passing	90	151
Penalty	12	11
RUSHING YARDAGE	2,762	2,078
Yards gained rushing	3,031	2,442
Yards lost rushing	269	364
Rushing Attempts	523	518
Average Per Rush	5.3	4.0
Average Per Game	212.5	159.8
TDs Rushing	24	19
PASSING YARDAGE	2,012	3,483
Comp-Att-Int	164-268-8	283-423-9
Average Per Pass	7.5	8.2
Average Per Catch	12.3	12.3
Average Per Game	154.8	267.9
TDs Passing	17	26
TOTAL OFFENSE	4,774	5,561
Total Plays	791	941
Average Per Play	6.0	5.9
Average Per Game	367.2	427.8
KICK RETURNS: #-Yards	47-946	21-425
PUNT RETURNS: #-Yards	19-194	28-157
INT RETURNS: #-Yards	9-163	8-130
KICK RETURN AVERAGE	20.1	20.2
PUNT RETURN AVERAGE	10.2	5.6
INT RETURN AVERAGE	18.1	16.2
FUMBLES-LOST	12-9	21-11

TEAM STATISTICS

	BC	OPP
PENALTIES-Yards	47-399	63-544
Average Per Game	30.7	41.8
PUNTS-Yards	76-3,129	68-2,951
Average Per Punt	41.2	43.4
Net punt average	36.7	37.6
KICKOFFS-Yards	74-4,747	72-4,198
Average Per Kick	64.1	58.3
Net kick average	41.2	38.9
TIME OF POSSESSION/Game	29:15	30:45
3RD-DOWN Conversions	61/176	80/189
3rd-Down Pct	35%	42%
4TH-DOWN Conversions	5/9	8/16
4th-Down Pct	56%	50%
SACKS BY-Yards	36-235	23-150
MISC YARDS	0	0
TOUCHDOWNS SCORED	43	48
FIELD GOALS-ATTEMPTS	20-20	13-15
ON-SIDE KICKS	0-0	0-0
RED-ZONE SCORES	(32-33) 97%	(36-46)78%
RED-ZONE TDS	(19-33) 58%	(30-46) 65%
PAT-ATTEMPTS	(40-41) 98%	(47-48) 98%
ATTENDANCE	198,035	267,062
Games/Avg Per Game	6/33,006	6/44,510
Neutral Site Games		1/36,917

SCORE BY QUARTERS

	1st	2nd	3rd	4th	Total
Boston College	95	65	75	125	360
Opponents	67	121	80	108	376

2013 RESULTS AND STATS

OVERALL DEFENSIVE STATISTICS (ALL GAMES)

#	Defensive Leaders	gp-gs	Tackles			Sacks		Pass Def.		Fumbles		Blkd		
			ua	a	tot	tfl/yds	no-yds	int-yds	BrUp QBH	rcv-yds	ff	kick	saf	
49	Steele Divitto	13-13	54	58	112	6.0-17	3.0-1	1-20	5	1	1-0	.	.	.
24	Kevin Pierre-Louis	13-13	67	41	108	10.5-56	6.0-49	1-33	1
52	Steven Daniels	13-12	54	34	88	6.5-12	3.0-5	1-8	2	.	1-0	1	.	.
19	Sean Sylvia	13-12	44	24	68	2.0-5	.	1-14	2	.	.	1	.	.
21	Manuel Asprilla	13-12	55	13	68	7.0-13	.	2-49	6	.	.	1	1	.
91	Kasim Edebeli	13-13	36	31	67	15.0-94	9.5-65	.	5	3	2-3	3	3	.
9	Dom. Williams	13-10	44	21	65	3.5-12	.	1-16	1
17	Bryce Jones	13-13	44	18	62	5.5-10	.	2-23	3	.	3-0	.	.	.
27	Justin Simmons	13-4	22	12	34	1.0-6	.	.	3	.	1-2	.	.	.
47	Spenser Rositano	5-3	20	11	31	2.0-8	1.0-4	.	3	.	1-0	.	.	.
25	Josh Keys	11-2	15	15	30	5.0-28	3.5-24	.	.	2	.	1	.	.
96	Kaleb Ramsey	10-8	16	12	28	4.0-24	2.0-17	.	.	2
99	Brian Mihalik	13-4	16	11	27	6.0-19	2.0-11	.	1	.	.	2	.	.
90	Connor Wujciak	13-8	10	14	24	2.0-7	.	.	2	.	1-0	1	.	.
65	Jaryd Rudolph	12-8	8	14	22	3.5-15	2.0-13	1	.	.
5	Al Louis-Jean	11-0	15	6	21	.	.	.	1	.	.	1	.	.
6	C.J. Jones	12-0	12	6	18	1.5-8	0.5-5
45	Mehdi Abdesmad	4-4	9	8	17	3.5-14	2.0-10
95	Dominic Appiah	12-2	4	6	10	1	.	.
48	Nick Lifka	4-0	2	4	6	0.5-2
28	Matt Milano	13-0	4	1	5
30	Mike Strizak	9-0	1	4	5
97	Truman Gutapfel	8-0	1	3	4	0.5-1
26	David Dudeck	12-1	3	1	4
43	John Johnson	10-0	4	.	4	1.0-1	1-0	.	.	.
93	Kevin Kavalec	4-0	2	1	3
29	James McCaffrey	11-0	2	1	3
53	Leonard Skubal	12-0	2	1	3
54	Marquis Little	4-0	1	1	2	1.5-19	1.5-19
TM	Team	7-0	1	.	1
34	Sean Duggan	11-0	1	.	1
3	Harrison Jackson	10-3	1	.	1
36	Bobby Wolford	9-0	1	.	1
35	Tyler Rouse	9-0	.	1	1
55	Kieran Borcich	2-0	1	.	1
44	Andre Williams	13-13	1	.	1
Total	13	13	573	373	946	88-371	36-235	9-163	35	8	11-35	13	1	.
Opponents	13	13	496	372	868	70-243	23-150	8-130	20	17	9-11	6	2	.

OFFENSIVE STATS

Rushing	gp-gs	att	gain	loss	net	avg	td	lg	avg/g
Andre Williams	13-13	355	2,233	56	2,177	6.1	18	80	167.5
Myles Willis	11-0	60	356	10	346	5.8	2	38	31.5
Tyler Rouse	9-0	26	127	2	125	4.8	2	29	13.9
Chase Rettig	13-13	60	250	179	71	1.2	1	54	5.5
Alex Amidon	13-13	8	51	4	47	5.9	1	15	3.6
David Dudeck	12-1	5	10	2	8	1.6	0	3	0.7
Josh Bordner	2-0	1	4	0	4	4.0	0	4	2.0
Team	7-0	8	0	16	-16	-2.0	0	0	-2.3
Total	13	523	3,031	269	2,762	5.3	24	80	212.5
Opponents	13	518	2,442	364	2,078	4.0	19	80	159.8

Passing	gp-gs	effic	comp-att-int	pct	yds	td	lg	avg/g
Chase Rettig	13-13	140.56	162-263-8	61.6	1,995	17	74	153.5
Josh Bordner	2-0	85.70	2-4-0	50.0	17	0	15	8.5
Team	7-0	0.00	0-1-0	0.0	0	0	0	0.0
Total	13	139.22	164-268-8	61.2	2,012	17	74	154.8
Opponents	13	152.10	283-423-9	66.9	3,483	26	75	267.9

Receiving	gp-gs	no.	yds	avg	td	lg	avg/g
Alex Amidon	13-13	77	1032	13.4	5	74	79.4
Jake Sinkovec	10-8	14	118	8.4	3	20	11.8
David Dudeck	12-1	11	84	7.6	1	20	7.0
Mike Naples	13-11	10	207	20.7	1	69	15.9
Dan Crimmins	10-2	10	61	6.1	0	15	6.1
C.J. Parsons	13-12	9	116	12.9	3	19	8.9
Bobby Wolford	9-0	9	105	11.7	1	34	11.7
Spiffy Evans	9-2	7	97	13.9	1	26	10.8
Brian Miller	6-0	6	72	12.0	0	26	12.0
Myles Willis	11-0	5	60	12.0	1	52	5.5
Harrison Jackson	10-3	5	46	9.2	1	15	4.6
Sean Burke	3-0	1	14	14.0	0	14	4.7
Total	13	164	2,012	12.3	17	74	154.8
Opponents	13	283	3,483	12.3	26	75	267.9

Total Offense	g	plays	rush	pass	total	avg/g
Andre Williams	13	355	2,177	0	2,177	167.5
Chase Rettig	13	323	71	1,995	2,066	158.9
Myles Willis	11	60	346	0	346	31.5
Tyler Rouse	9	26	125	0	125	13.9
Alex Amidon	13	8	47	0	47	3.6
Total	13	791	2,762	2,012	4,774	367.2
Opponents	13	941	2,078	3,483	5,561	427.8

2013 RESULTS AND STATS

Punt Returns	no.	yds	avg	td	lg	Kick Returns	no.	yds	avg	td	lg
Spiffy Evans	13	154	11.8	0	34	Myles Willis	30	709	23.6	1	98
David Dudeck	3	25	8.3	0	15	David Dudeck	9	140	15.6	0	30
Bryce Jones	2	1	0.5	0	1	Spiffy Evans	4	64	16.0	0	19
Manuel Asprilla	1	11	11.0	0	0	Sean Duggan	1	13	13.0	0	13
Matt Milano	0	3	0.0	0	3	Tim Joy	1	0	0.0	0	0
Total	19	194	10.2	0	34	Dan Crimmins	1	0	0.0	0	0
Opponents	28	157	5.6	0	23	Bryce Jones	1	20	20.0	0	20
Interceptions	no.	yds	avg	td	lg	Total	47	946	20.1	1	98
Bryce Jones	2	23	11.5	0	23	Opponents	21	425	20.2	0	50
Manuel Asprilla	2	49	24.5	0	49	Fumble Returns	no.	yds	avg	td	lg
Sean Sylvia	1	14	14.0	0	14	Kasim Edebal	2	33	16.5	0	22
Kevin Pierre-Louis	1	33	33.0	1	33	Justin Simmons	1	2	2.0	0	2
Steele Divitto	1	20	20.0	0	20	Total	3	35	11.7	0	22
Steven Daniels	1	8	8.0	0	8	Opponents	2	11	5.5	1	13
Dominique Williams	1	16	16.0	0	16						
Total	9	163	18.1	1	49						
Opponents	8	130	16.2	2	69						

Scoring	td	fg	kick	PAT					pts
				rush	rcv	pass	dxp	saf	
Andre Williams	18	-	-	-	-	-	-	-	108
Nate Freese	-	20-20	40-41	-	-	-	-	-	100
Alex Amidon	6	-	-	-	-	-	-	-	36
Myles Willis	4	-	-	-	-	-	-	-	24
C.J. Parsons	3	-	-	-	-	-	-	-	18
Jake Sinkovec	3	-	-	-	-	-	-	-	18
Tyler Rouse	2	-	-	-	-	-	-	-	12
Chase Rettig	1	-	-	1-2	-	-	-	-	8
David Dudeck	1	-	-	-	-	-	-	-	6
Mike Naples	1	-	-	-	-	-	-	-	6
Harrison Jackson	1	-	-	-	-	-	-	-	6
Kevin Pierre-Louis	1	-	-	-	-	-	-	-	6
Spiffy Evans	1	-	-	-	-	-	-	-	6
Bobby Wolford	1	-	-	-	-	-	-	-	6
Total	43	20-20	40-41	1-2	-	-	-	-	360
Opponents	48	13-15	47-48	-	-	-	1	-	376

Field Goals	fg	pct.	01-19	20-29	30-39	40-49	50-99	lg	blk
Nate Freese	20-20	100.0	1-1	7-7	6-6	4-4	2-2	52	0

FG Sequence	Boston College	Opponents
Villanova	(39)	-
Wake Forest	(33)	(26)
USC	-	-
Florida State	(24) (24)	(40) (20)
Army	(49) (28)	(38) (40)
Clemson	-	25 (35)
North Carolina	(38)	-
Virginia Tech	(25) (43)	(56) (47)
New Mexico State	(51) (39)	(43) (32)
NC State	(25) (39) (41)	-
Maryland	(22) (19) (52)	(43)
Syracuse	(21)	30 (42) (44)
Arizona	(32) (41)	-

Numbers in parentheses indicate field goal was made.

Punting	no.	yds	avg	lg	tb	fc	i20	50+	blk
Nate Freese	75	3,129	41.7	67	9	23	22	14	1
Team	1	0	0.0	0	0	0	0	0	0
Total	76	3,129	41.2	67	9	23	22	14	1
Opponents	68	2,951	43.4	76	10	13	18	15	1
Kickoffs	no.	yds	avg	tb	ob	retn	net	ydIn	
Nate Freese	73	4,684	64.2	51	2				
Alex Howell	1	63	63.0	0	0				
Total	74	4,747	64.1	51	2	20.2	41.2	23	
Opponents	72	4,198	58.3	18	4	20.1	38.9	26	

All Purpose	g	rush	rcv	pr	kr	ir	total	avg/g
Andre Williams	13	2,177	0	0	0	0	2,177	167.5
Myles Willis	11	346	60	0	709	0	1,115	101.4
Alex Amidon	13	47	1,032	0	0	0	1,079	83.0
Spiffy Evans	9	0	97	154	64	0	315	35.0
David Dudeck	12	8	84	25	140	0	257	21.4
Mike Naples	13	0	207	0	0	0	207	15.9
Tyler Rouse	9	125	0	0	0	0	125	13.9
Jake Sinkovec	10	0	118	0	0	0	118	11.8
C.J. Parsons	13	0	116	0	0	0	116	8.9
Bobby Wolford	9	0	105	0	0	0	105	11.7
Brian Miller	6	0	72	0	0	0	72	12.0
Chase Rettig	13	71	0	0	0	0	71	5.5
Dan Crimmins	10	0	61	0	0	0	61	6.1
Manuel Asprilla	13	0	0	11	0	49	60	4.6
Harrison Jackson	10	0	46	0	0	0	46	4.6
Bryce Jones	13	0	0	1	20	23	44	3.4
Kevin Pierre-Lou	13	0	0	0	0	33	33	2.5
Steele Divitto	13	0	0	0	0	20	20	1.5
Dominique Willia	13	0	0	0	0	16	16	1.2
Sean Burke	3	0	14	0	0	0	14	4.7
Sean Sylvia	13	0	0	0	0	14	14	1.1
Sean Duggan	11	0	0	0	13	0	13	1.2
Steven Daniels	13	0	0	0	0	8	8	0.6
Josh Bordner	2	4	0	0	0	0	4	2.0
Matt Milano	13	0	0	3	0	0	3	0.2
Team	7	-16	0	0	0	0	-16	-2.3
Total	13	2,762	2,012	194	946	163	6,077	467.5
Opponents	13	2,078	3,483	157	425	130	6,273	482.5

PASSING

#11 Rettig

	Att	Comp	Int	Pct	Yards	TD	Long	Sack	Yds	Effic
Villanova	30	23	0	76.7	285	2	49	0	0	178.5
Wake Forest	14	7	1	50.0	123	2	51	3	22	156.7
Southern Cal	24	11	0	45.8	83	0	19	1	6	74.9
Florida State	28	18	2	64.3	197	4	52	3	22	156.2
Army	13	11	0	84.6	203	1	68	1	2	241.2
Clemson	21	13	1	61.9	192	1	69	5	42	144.9
North Carolina	20	10	0	50.0	57	0	15	4	18	73.9
Virginia Tech	14	11	0	78.6	93	1	25	0	0	157.9
New Mexico State	25	17	0	68.0	230	3	69	0	0	184.9
NC State	15	8	0	53.3	53	0	10	2	16	83.0
Maryland	14	6	1	42.9	120	1	74	1	0	124.1
Syracuse	19	11	1	57.9	168	2	55	0	0	156.4
Arizona	26	16	2	61.5	191	0	35	3	22	107.9
Total	263	162	8	61.6	1995	17	74	23	150	140.6

#8 Bordner, J

	Att	Comp	Int	Pct	Yards	TD	Long	Sack	Yds	Effic
North Carolina	2	1	0	50.0	2	0	2	0	0	58.4
Arizona	2	1	0	50.0	15	0	15	0	0	113.0
Total	4	2	0	50.0	17	0	15	0	0	85.7

#TM Team

	Att	Comp	Int	Pct	Yards	TD	Long	Sack	Yds	Effic
Maryland	1	0	0	0.0	0	0	0	0	0	0.0
Total	1	0	0	0.0	0	0	0	0	0	0.0

2013 RESULTS AND STATS

OFFENSIVE STATS

RUSHING	No-Yds/TD	VU	WF	USC	FS	ARMY	CU	NC	VT	NMSU	ST	UMD	SU	ARIZ
A Williams	355-2177/18	23-114/1	35-204/1	17-38/0	28-149/0	30-263/5	24-70/0	26-172/1	33-166/2	30-295/2	42-339/2	32-263/2	9-29/1	26-75/1
Willis, M	60-346/2	DNP	DNP	3-6/0	5-28/0	7-51/0	3-40/1	1-1/0	4-14/0	5-25/0	6-77/1	4-9/0	17-70/0	5-25/0
T Rouse	26-125/2	8-14/0	3-6/0	3-38/1	DNP	DNP	DNP	3-6/0	-	-	-	-	3-7/0	6-54/1
C Rettig	60-71/1	2-2/0	6--14/0	3-19/0	9-4/0	3-1/0	9--31/0	8-23/0	2-20/0	-	4--11/0	4--18/0	4-85/1	6--9/0
A Amidon	8-47/1	-	-	-	3-19/0	1-5/0	2-12/0	-	-	-	1-15/1	-	-	1--4/0
D Dudeck	5-8/0	4-5/0	-	-	-	-	1-3/0	-	-	-	-	-	-	-
Bordner, J	1-4/0	DNP	DNP	DNP	DNP	DNP	DNP	-	DNP	DNP	DNP	DNP	DNP	1-4/0
Team	8--16/0	3--7/0	2--5/0	-	-	-	-	DNP	3--4/0	-	-	-	-	-

RECEIVING	No-Yds/TD	VU	WF	USC	FS	ARMY	CU	NC	VT	NMSU	ST	UMD	SU	ARIZ
A Amidon	77-1032/5	13-146/1	5-93/1	2-23/0	7-42/0	5-122/0	6-121/1	8-38/0	3-53/0	8-88/1	5-34/0	2-83/1	3-60/0	10-129/0
M Naples	10-207/1	-	-	1-13/0	-	-	1-17/0	2-19/0	-	1-69/1	1-1/0	1-21/0	2-58/0	1-9/0
Sinkovec, J	14-118/3	DNP	DNP	DNP	1-3/1	-	1-20/0	-	3-19/1	3-31/0	-	1-1/0	3-29/1	2-15/0
C Parsons	9-116/3	1-19/0	-	1-14/0	2-23/2	-	1-9/0	-	-	1-12/0	-	-	2-24/1	1-15/0
B Wolford	9-105/1	6-84/1	-	1-4/0	-	DNP	DNP	1-2/0	-	-	-	-	-	1-15/0
S Evans	7-97/1	1-9/0	1-22/1	-	-	4-63/0	1-3/0	-	DNP	DNP	DNP	DNP	-	-
D Dudeck	11-84/1	1-12/0	-	4-17/0	1-20/0	1-3/1	1-6/0	-	2-18/0	1-8/0	1-8/0	-	-	-
Miller, B	6-72/0	DNP	DNP	1-10/0	2-34/0	-	2-16/0	-	1-12/0	DNP	DNP	DNP	DNP	DNP
D Crimmins	10-61/0	1-5/0	1-8/0	1-2/0	1-6/0	DNP	DNP	-	1-3/0	1-5/0	1-10/0	2-15/0	1-3/0	-
Willis, M	5-60/1	DNP	DNP	-	4-63/1	-	-	-	1--9/0	-	-	-	-	-
H Jackson	5-46/1	-	DNP	-	-	1-15/0	-	-	2-15/0	1-7/1	DNP	DNP	-	1-9/0
Jay, J	1-14/0	DNP	DNP	DNP	DNP	DNP	DNP	-	DNP	-	-	-	-	1-14/0

P. RETURNS	No-Yds	VU	WF	USC	FS	ARMY	CU	NC	VT	NMSU	ST	UMD	SU	ARIZ
S Evans	13-154	2-25	1-6	1-0	2-53	1-28	3-22	2-13	DNP	DNP	DNP	DNP	1-7	-
D Dudeck	3-25	-	-	-	-	-	-	1-15	1-9	1-1	-	-	-	-
M Asprilla	1-11	-	-	-	-	-	-	-	-	-	-	1-11	-	-
B Jones	2-1	-	-	-	-	-	-	-	-	-	-	2-1	-	-

K. RETURNS	No-Yds	VU	WF	USC	FS	ARMY	CU	NC	VT	NMSU	ST	UMD	SU	ARIZ
Willis, M	30-709	DNP	DNP	3-58	3-114	3-111	1-27	5-79	3-52	2-103	1-13	3-50	4-53	2-49
D Dudeck	9-140	1-30	1-10	1-23	3-48	1-0	-	-	-	-	1-19	-	-	1-10
S Evans	4-64	2-34	2-30	-	-	-	-	-	DNP	DNP	DNP	DNP	-	-
B Jones	1-20	-	-	-	-	-	-	-	-	-	-	1-20	-	-
S Duggan	1-13	-	-	DNP	-	-	-	-	-	1-13	-	-	-	-
Joy, T	1-0	DNP	DNP	-	-	1-0	-	-	-	DNP	DNP	DNP	DNP	DNP
D Crimmins	1-0	-	-	-	-	DNP	DNP	-	-	-	1-0	-	-	-

INT. RETURNS	No-Yds	VU	WF	USC	FS	ARMY	CU	NC	VT	NMSU	ST	UMD	SU	ARIZ
B Jones	2-23	1-23	1-0	-	-	-	-	-	-	-	-	-	-	-
M Asprilla	2-49	1-0	-	-	-	-	-	-	1-49	-	-	-	-	-
D Williams	1-16	-	-	-	1-16	-	-	-	-	-	-	-	-	-
S Daniels	1-8	-	-	-	-	-	-	-	-	1-8	-	-	-	-
S Divitto	1-20	-	-	-	-	-	-	-	-	-	-	-	1-20	-
K Pierre-Louis	1-33	-	-	-	-	-	-	-	1-33	-	-	-	-	-
S Sylvia	1-14	1-14	-	-	-	-	-	-	-	-	-	-	-	-

F. RETURNS	No-Yds	VU	WF	USC	FS	ARMY	CU	NC	VT	NMSU	ST	UMD	SU	ARIZ
K Edeballi	2-33	1-11	-	-	-	-	-	-	-	-	1-22	-	-	-
J Simmons	1-2	-	-	-	-	-	-	-	-	-	-	-	-	1-2

DEFENSIVE STATS

TOT. TACKLES	UA-A/TOT	VU	WF	USC	FS	ARMY	CU	NC	VT	NMSU	ST	UMD	SU	ARIZ
S Divoito	54-58/112	2-4	5-5	3-6	3-3	5-7	2-3	5-5	3-1	6-12	7-1	6-2	6-5	1-4
K Pierre-Louis	67-41/108	8-4	7-4	3-2	2-2	8-10	5-4	3-3	8-0	4-4	6-2	1-1	9-4	3-1
S Daniels	54-34/88	4-0	4-6	2-3	2-3	9-2	8-1	5-4	2-1	3-5	3-2	2-4	8-2	2-1
S Sylvia	44-24/68	4-0	5-3	6-4	1-2	2-5	6-2	5-1	4-2	2-1	1-0	1-2	3-1	4-1
M Asprilla	55-13/68	3-1	3-1	3-1	3-0	5-2	5-2	5-0	7-0	8-3	1-0	3-1	4-1	5-1
K Edeballi	36-31/67	5-1	1-3	0-2	3-2	3-4	2-2	2-1	5-2	1-4	4-3	0-5	6-1	4-1
D Williams	44-21/65	1-1	1-2	-	1-0	4-2	6-2	4-3	5-2	8-5	2-0	4-1	2-0	6-3
B Jones	44-18/62	1-0	2-1	0-1	4-3	4-0	5-0	5-1	3-0	2-3	3-0	2-4	4-2	9-3
J Simmons	22-12/34	-	-	-	-	2-3	-	2-2	1-1	2-2	2-0	3-3	4-1	6-0
S Rositano	20-11/31	5-2	3-3	7-4	3-2	DNP	2-0	DNP	DNP	DNP	DNP	DNP	DNP	DNP
J Keyes	15-15/30	1-0	0-1	3-1	3-1	0-4	2-1	DNP	DNP	1-0	-	3-3	2-0	0-4
K Ramsey	16-12/28	0-1	2-1	3-3	2-1	0-1	4-0	2-2	0-1	DNP	-	-	DNP	3-2
B Mihalik	16-11/27	0-2	1-1	1-1	-	1-0	2-0	1-0	1-1	0-2	2-0	2-0	5-2	0-2
C Wujciak	10-14/24	-	1-3	1-1	0-1	0-1	1-0	0-2	-	1-3	0-1	3-0	2-1	1-1
J Rudolph	8-14/22	1-1	-	-	1-0	0-1	0-1	2-4	0-2	DNP	2-0	1-0	1-0	0-5
Louis-Jean A	15-6/21	DNP	-	1-2	-	-	3-0	1-1	1-0	2-0	3-2	3-0	1-1	DNP
C Jones	12-6/18	-	-	-	1-0	DNP	0-1	-	1-1	0-2	1-0	3-0	3-2	3-0
M Abdesmad	9-8/17	2-0	2-3	3-4	2-1	DNP	DNP	DNP	DNP	DNP	DNP	DNP	DNP	DNP
D Appiah	4-6/10	1-1	-	-	-	-	DNP	0-1	-	1-3	-	1-0	1-0	0-1
Lifka,N	2-4/6	DNP	DNP	DNP	DNP	-	DNP	-	-	1-3	1-0	-	0-1	-
M Milano	4-1/5	-	-	-	-	-	-	1-0	-	0-1	2-0	1-0	-	-
M Strizak	1-4/5	-	-	0-3	-	0-1	1-0	DNP	DNP	DNP	-	-	-	-
Gutapfel,T	1-3/4	DNP	DNP	DNP	0-1	-	-	1-0	-	0-1	-	-	-	0-1
J Johnson	4-0/4	-	-	-	DNP	-	-	-	-	-	3-0	1-0	-	-
D Dudeck	3-1/4	-	1-0	-	-	-	1-0	-	0-1	1-0	-	-	-	-
Kavalec,K	2-1/3	DNP	DNP	DNP	1-0	0-1	1-0	-	-	-	DNP	-	DNP	-
J Mccaffrey	2-1/3	-	1-1	-	-	1-0	-	-	-	-	-	-	-	-
L Skubal	2-1/3	-	1-0	-	-	-	-	-	-	-	0-1	1-0	-	-
Little,M	1-1/2	DNP	DNP	DNP	DNP	DNP	DNP	1-0	0-1	DNP	DNP	-	DNP	DNP
S Duggan	1-0/1	1-0	-	DNP	-	-	-	-	-	-	-	-	-	-
A Williams	1-0/1	-	-	-	-	-	1-0	-	-	-	-	-	-	-
Borcich,K	1-0/1	DNP	DNP	DNP	DNP	DNP	DNP	1-0	DNP	DNP	DNP	DNP	DNP	DNP
B Wolford	1-0/1	-	-	-	1-0	DNP	DNP	-	-	-	-	-	-	-
Team	1-0/1	-	-	-	-	-	-	-	-	1-0	-	-	-	-
H Jackson	1-0/1	-	DNP	-	-	-	-	-	-	-	DNP	DNP	1-0	-
T Rouse	0-1/1	-	-	-	DNP	DNP	DNP	-	-	-	-	-	-	0-1
TFLs														
UA-A/TOT	VU	WF	USC	FS	ARMY	CU	NC	VT	NMSU	ST	UMD	SU	ARIZ	
K Edeballi	12-6/15.0	3.0-18	1.5-6	-	2.5-16	-	-	1.0-6	2.0-11	1.5-8	2.0-10	0.5-3	1.0-16	-
K Pierre-Louis	9-3/10.5	2.5-7	1.0-1	-	-	-	1.0-1	1.0-14	-	0.5-1	2.0-20	1.0-9	1.5-3	-
M Asprilla	7-0/7.0	2.0-2	-	1.0-1	1.0-3	1.0-2	1.0-4	1.0-1	-	-	-	-	-	-
S Daniels	5-3/6.5	1.0-2	-	-	0.5-1	3.0-6	-	-	0.5-1	0.5-0	-	1.0-2	-	-
B Mihalik	5-2/6.0	-	1.5-10	-	-	-	1.0-3	-	1.0-1	-	-	1.0-1	1.5-4	-
S Divoito	4-4/6.0	0.5-1	-	-	-	1.0-6	-	-	1.5-6	1.5-3	-	-	0.5-0	1.0-1
B Jones	4-3/5.5	-	0.5-1	-	1.0-2	-	-	-	-	-	1.0-2	2.0-4	-	1.0-1
J Keyes	4-2/5.0	1.0-9	0.5-5	1.0-6	1.0-2	-	-	DNP	DNP	-	-	1.5-6	-	-
K Ramsey	4-0/4.0	-	-	-	1.0-11	-	1.0-2	2.0-11	-	DNP	-	-	DNP	-
J Rudolph	3-1/3.5	-	-	-	-	-	-	1.5-2	-	DNP	1.0-3	-	1.0-10	-
D Williams	3-1/3.5	-	0.5-2	-	-	-	-	1.0-2	-	1.0-1	-	-	-	1.0-7
M Abdesmad	3-1/3.5	-	1.5-4	1.0-8	1.0-2	DNP	DNP	DNP	DNP	DNP	DNP	DNP	DNP	DNP
S Sylvia	2-0/2.0	-	-	-	-	-	-	-	-	-	1.0-3	-	-	1.0-2
C Wujciak	1-2/2.0	-	1.0-5	-	0.5-1	-	-	0.5-1	-	-	-	-	-	-
S Rositano	2-0/2.0	1.0-4	1.0-4	-	-	DNP	DNP	DNP	DNP	DNP	DNP	DNP	DNP	DNP
Little,M	1-1/1.5	DNP	DNP	DNP	DNP	DNP	1.0-17	0.5-2	0.5-1	DNP	DNP	-	DNP	DNP
C Jones	0-3/1.5	-	-	-	-	DNP	-	0.5-5	0.5-1	-	-	-	0.5-2	-
J Simmons	1-0/1.0	-	-	-	-	-	-	-	-	-	1.0-6	-	-	-
J Johnson	1-0/1.0	-	-	-	DNP	-	-	-	-	-	1.0-1	-	-	-
Gutapfel,T	0-1/0.5	DNP	DNP	DNP	0.5-1	-	-	-	-	-	-	-	-	-
Lifka,N	0-1/0.5	DNP	DNP	DNP	DNP	-	DNP	-	-	0.5-2	-	-	-	-
SACKS														
UA-A/TOT	VU	WF	USC	FS	ARMY	CU	NC	VT	NMSU	ST	UMD	SU	ARIZ	
K Edeballi	8-3/9.5	1.0-10	1.5-6	-	2.0-16	-	-	1.0-6	2.0-11	1.0-7	1.0-9	-	-	-
K Pierre-Louis	6-0/6.0	1.0-4	-	-	-	-	-	1.0-14	-	-	2.0-20	1.0-9	1.0-2	-
J Keyes	3-1/3.5	1.0-9	0.5-5	1.0-6	-	-	-	DNP	DNP	-	-	1.0-4	-	-
S Daniels	3-0/3.0	-	-	-	-	2.0-3	-	-	-	-	-	1.0-2	-	-
S Divoito	3-0/3.0	-	-	-	-	1.0-6	-	-	1.0-6	-	-	-	-	1.0-1
M Abdesmad	2-0/2.0	-	-	1.0-8	1.0-2	DNP	DNP	DNP	DNP	DNP	DNP	DNP	DNP	DNP
J Rudolph	2-0/2.0	-	-	-	-	-	-	-	-	DNP	1.0-3	-	1.0-10	-
K Ramsey	2-0/2.0	-	-	-	1.0-11	-	-	1.0-6	-	DNP	-	-	DNP	-
B Mihalik	2-0/2.0	-	1.0-10	-	-	-	-	-	-	-	-	1.0-1	-	-
Little,M	1-1/1.5	DNP	DNP	DNP	DNP	DNP	DNP	1.0-17	0.5-2	DNP	DNP	-	DNP	DNP
S Rositano	1-0/1.0	1.0-4	-	-	-	DNP	DNP	DNP	DNP	DNP	DNP	DNP	DNP	DNP

2013 RESULTS AND STATS

GAME-BY-GAME STARTERS

Opponent	LT	LG	C	RG	RT	TE	QB	TB	WR	WR/TE	WR/TE/FB
Villanova	Patchan	Vardaro	Gallik	Williams, H.	White	Parsons	Rettig	Williams, A.	Amidon	Evans	Naples
Wake Forest*	Patchan	Vardaro	Gallik	Williams, H.	White	Parsons	Rettig	Williams, A.	Amidon	Evans	Crimmins
Southern Cal	Patchan	Vardaro	Gallik	Williams, H.	White	Parsons	Rettig	Williams, A.	Amidon	Naples	Darmstatter
No. 8 Florida St.*	Patchan	Vardaro	Gallik	Williams, H.	White	Parsons	Rettig	Williams, A.	Amidon	Naples	Sinkovec
Army	Patchan	Vardaro	Gallik	Williams, H.	White	Naples	Rettig	Williams, A.	Amidon	Jackson	Sinkovec
No. 3 Clemson*	Patchan	Vardaro	Gallik	Williams, H.	White	Parsons	Rettig	Williams, A.	Amidon	Naples	Sinkovec
North Carolina*	Patchan	Vardaro	Gallik	Williams, H.	White	Parsons	Rettig	Williams, A.	Amidon	Naples	Sinkovec
Virginia Tech*	Patchan	Vardaro	Gallik	Williams, H.	White	Parsons	Rettig	Williams, A.	Amidon	Naples	Sinkovec
New Mexico St.	Patchan	Vardaro	Gallik	Williams, H.	White	Parsons	Rettig	Williams, A.	Amidon	Jackson	Crimmins
NC State*	Patchan	Vardaro	Gallik	Williams, H.	White	Parsons	Rettig	Williams, A.	Amidon	Dudeck	Crimmins
Syracuse*	Patchan	Vardaro	Gallik	Williams, H.	White	Parsons	Rettig	Williams, A.	Amidon	Naples	Sinkovec
Arizona	Patchan	Vardaro	Gallik	Williams, H.	White	Naples	Rettig	Williams, A.	Amidon	Jackson	Sinkovec

Opponent	DE	DT	DT	DE	SLB	MLB	WLB	LC	SS	FS	RC
Villanova	Ramsey	Abdesmad	Wujciak	Edebali	Daniels	Divitto	Pierre-Louis	Asprilla	Rositano	Sylvia	Jones, B.
Wake Forest*	Ramsey	Abdesmad	Wujciak	Edebali	Daniels	Divitto	Pierre-Louis	Asprilla	Rositano	Sylvia	Jones, B.
Southern Cal	Ramsey	Abdesmad	Wujciak	Edebali	Daniels	Divitto	Pierre-Louis	Asprilla	Rositano	Sylvia	Jones, B.
No. 8 Florida St.*	Rudolph	Abdesmad	Wujciak	Edebali	Keyes	Divitto	Pierre-Louis	Asprilla	Williams, D.	Sylvia	Jones, B.
Army	Edebali	Mihalik	Rudolph	Keyes	Daniels	Divitto	Pierre-Louis	Asprilla	Williams, D.	Sylvia	Jones, B.
No. 3 Clemson*	Ramsey	Rudolph	Wujciak	Edebali	Daniels	Divitto	Pierre-Louis	Asprilla	Williams, D.	Sylvia	Jones, B.
North Carolina*	Ramsey	Rudolph	Edebali	Simmons (DB)	Daniels	Divitto	Pierre-Louis	Asprilla	Williams, D.	Sylvia	Jones, B.
Virginia Tech*	Ramsey	Rudolph	Wujciak	Edebali	Daniels	Divitto	Pierre-Louis	Asprilla	Williams, D.	Sylvia	Jones, B.
New Mexico St.	Ramsey	Mihalik	Wujciak	Edebali	Daniels	Divitto	Pierre-Louis	Asprilla	Williams, D.	Sylvia	Jones, B.
NC State*	Mihalik	Rudolph	Wujciak	Edebali	Daniels	Divitto	Pierre-Louis	Asprilla	Williams, D.	Sylvia	Jones, B.
Syracuse*	Mihalik	Rudolph	Appiah	Edebali	Daniels	Divitto	Pierre-Louis	Asprilla	Williams, D.	Sylvia	Jones, B.
Arizona	Ramsey	Rudolph	Appiah	Edebali	Daniels	Divitto	Pierre-Louis	Asprilla	Williams, D.	Simmons	Jones, B.

Opponent	K	P
Villanova	Freese	Freese
Wake Forest	Freese	Freese
Southern Cal	Freese	Freese
No. 8 Florida St.*	Freese	Freese
Army	Freese	Freese
No. 3 Clemson*	Freese	Freese
North Carolina*	Freese	Freese
Virginia Tech*	Freese	Freese
New Mexico St.	Freese	Freese
NC State*	Freese	Freese
Syracuse*	Freese	Freese
Arizona	Freese	Freese

INDIVIDUAL GAME HIGHS

Rushes	42	Andre Williams vs NC State (Nov. 16, 2013)
Yards Rushing	339	Andre Williams vs NC State (Nov. 16, 2013)
TD Rushes	5	Andre Williams vs Army (Oct. 5, 2013)
Long Rush	80	Andre Williams at New Mexico State (Nov. 9, 2013)
Pass Attempts	30	Chase Rettig vs Villanova (Aug. 31, 2013)
Pass Aomp.	23	Chase Rettig vs Villanova (Aug. 31, 2013)
Yards Passing	285	Chase Rettig vs Villanova (Aug. 31, 2013)
TD Passes	4	Chase Rettig vs Florida State (Sept. 28, 2013)
Long Pass	74	Chase Rettig at Maryland (Nov. 23, 2013)
Receptions	13	Alex Armidon vs Villanova (Aug. 31, 2013)
Yards Receiving	146	Alex Armidon vs Villanova (Aug. 31, 2013)
TD Receptions	2	C.J. Parsons vs Florida State (Sept. 28, 2013)
Long Reception	74	Alex Armidon at Maryland (Nov. 23, 2013)
Field Goals	3	Nate Freese vs NC State (Nov. 16, 2013)
		Nate Freese at Maryland (Nov. 23, 2013)
Long Field Goal	52	Nate Freese at Maryland (Nov. 23, 2013)
Punts	9	Nate Freese at Clemson (Oct. 12, 2013)
Punting Avg	50.4	Nate Freese at USC (Sept. 14, 2013)
Long Punt	67	Nate Freese vs NC State (Nov. 16, 2013)
Punts Inside 20	4	Nate Freese at USC (Sept. 14, 2013)
		Nate Freese at North Carolina (Oct. 26, 2013)
Long Punt Rtn.	34	Spiffy Evans vs Florida State (Sept. 28, 2013)
Long Kickoff Rtn.	98	Myles Willis at New Mexico State (Nov. 9, 2013)
Tackles	18	Kevin Pierre-Louis vs Army (Oct. 5, 2013)
		Steele Divitto at New Mexico State (Nov. 9, 2013)
Sacks	2.0	Kasim Edebali vs Florida State (Sept. 28, 2013)
		Steven Daniels vs Army (Oct. 5, 2013)
		Kasim Edebali vs Virginia Tech (Nov. 2, 2013)
		Kevin Pierre-Louis vs NC State (Nov. 16, 2013)
Tackles For Loss	3.0	Kasim Edebali vs Villanova (Aug. 31, 2013)
		Steven Daniels vs Army (Oct. 5, 2013)
Interceptions	1	Bryce Jones vs Villanova (Aug. 31, 2013)
		Sean Sylvia vs Villanova (Aug. 31, 2013)
		Manuel Asprilla vs Villanova (Aug. 31, 2013)
		Bryce Jones vs Wake Forest (Sept. 6, 2013)
		Dominique Williams vs Florida State (Sept. 28, 2013)
		Manuel Asprilla vs Virginia Tech (Nov. 2, 2013)
		Kevin Pierre-Louis vs Virginia Tech (Nov. 2, 2013)
		Steven Daniels at New Mexico State (Nov. 9, 2013)
		Steele Divitto at Syracuse (Nov. 30, 2013)

TEAM GAME HIGHS

Rushes	53	vs NC State (Nov 16, 2013)
Yards Rushing	420	vs NC State (Nov 16, 2013)
Yards Per Rush	9.1	at New Mexico State (Nov 09, 2013)
TD Rushes	5	vs Army (Oct 05, 2013)
Pass Attempts	30	vs Villanova (Aug 31, 2013)
Pass Completions	23	vs Villanova (Aug 31, 2013)
Yards Passing	285	vs Villanova (Aug 31, 2013)
Yards Per Pass	15.6	vs Army (Oct 05, 2013)
TD Passes	4	vs Florida State (Sep 28, 2013)
Total Plays	73	vs Florida State (Sep 28, 2013)
		vs ARIZONA (Dec 31, 2013)
Total Offense	550	at New Mexico State (Nov 09, 2013)
Yards Per Play	9.7	vs Army (Oct 05, 2013)
Points	48	vs Army (Oct 05, 2013)
		at New Mexico State (Nov 09, 2013)
Sacks By	4	vs Villanova (Aug 31, 2013)
		vs Florida State (Sep 28, 2013)
		at North Carolina (Oct 26, 2013)
		vs Virginia Tech (Nov 02, 2013)
		vs NC State (Nov 16, 2013)
		at Maryland (Nov 23, 2013)
First Downs	22	vs Florida State (Sep 28, 2013)
Penalties	8	at Clemson (Oct 12, 2013)
Penalty Yards	57	at Clemson (Oct 12, 2013)
Turnovers	3	at Maryland (Nov 23, 2013)
Interceptions By	3	vs Villanova (Aug 31, 2013)
Punts	9	at Clemson (Oct 12, 2013)
Punting Avg	50.4	at USC (Sep 14, 2013)
Long Punt	67	vs NC State (Nov 16, 2013)
Punts Inside 20	4	at USC (Sep 14, 2013)
		at North Carolina (Oct 26, 2013)
Long Punt Return	34	vs Florida State (Sep 28, 2013)

**2013 Boston College Football
Boston College Game Superlatives (as of Jul 02, 2014)
All games**

GRADUATED LETTERWINNERS

ALEX AMIDON



WR | 6-0 | 182

Greenfield, Mass.
Hotchkiss School

AMIDON'S CAREER HIGHS

Points scored: 12, at Army, Oct. 6, 2012; Clemson, Sept. 29, 2012
Touchdowns: 2, at Army, Oct. 6, 2012; Clemson, Sept. 29, 2012
Rush attempts: 4, at Maryland, Oct. 29, 2011
Rush yards: 58, at Maryland, Oct. 29, 2011 (4 carries)
Rush TDs: 1, NC State, Nov. 16, 2013; at Army, Oct. 6, 2012; at Maryland, Oct. 29, 2011
Long rush: 24, at Army, Oct. 6, 2012
Receptions: 13, Villanova, Aug. 31, 2013
Receiving yards: 193, Clemson, Sept. 29, 2012 (8 receptions)
Receiving TDs: 2, Clemson, Sept. 29, 2012
Long reception: 74, at Maryland, Nov. 23, 2013
Total offense attempts: 4, at Maryland, Oct. 29, 2011 (4 rush, 0 pass)
Total offense yards: 58, at Maryland, Oct. 29, 2011 (58 rush, 0 pass)
All-purpose yards: 193, Clemson, Sept. 29, 2012
Kick returns: 2, Clemson, Oct. 30, 2010
Kick return yards: 35, Clemson, Oct. 30, 2010 (2 returns)
Long kick return: 24, Clemson, Oct. 30, 2010
Tackles: 2, Massachusetts, Sept. 24, 2011 (1-1)

NOTES: Registered 191 receptions for 2,800 yards and 15 touchdowns in 46 career games; established school records for receptions and receiving yards ... recorded 100 (or more) receiving yards in each of 11 games, also a school record ... twice earned All-Atlantic Coast Conference honors; earned All-Conference first-team honors as a junior after he established single-season school records for receptions (78) and receiving yards (1,210); captured All-Conference third-team honors as a senior in 2013 ... earned a bachelor's degree in English in May 2014.

2013 (SENIOR): Played in and started all 13 games at wide receiver ... earned All-Atlantic Coast Conference third-team honors from the Atlantic Coast Sports Media Association as well as the ACC Coaches ... shared the Thomas F. Scanlan Award (the program's highest honor) with Andre Williams ... recorded 67 receptions for 1,032 yards and five touchdowns ... recorded 100 (or more) receiving yards in each of four games ... caught 13 passes for 146 yards and one touchdown against Villanova (Aug. 31); matched the school record for receptions in a game ... caught 10 passes for 129 yards against Arizona in the Advocare V100 Bowl (Dec. 31); surpassed Pete Mitchell (1991-94) as the school's all-time receptions leader on his final reception of the season ... recorded five receptions for 122 yards against Army (Oct. 5) ... earned ACC Receiver of the Week honors after catching six passes for a game-high 121 yards and one touchdown - a career-long 69-yard reception in the third quarter - in the team's 24-14 loss at No. 3 Clemson (Oct. 12) ... hauled in a career-long 74-yard touchdown catch at Maryland (Nov. 23) ... surpassed Rich Gunnell (2006-09) as the school's all-time receiving yards leader in the team's 48-34 win at New Mexico State (Nov. 9).

2012 (JUNIOR): Played in and started all 12 games at wide receiver ... earned All-Atlantic Coast Conference first-team honors ... recorded 78 receptions for 1,210 yards (15.5 ypg) and seven touchdowns; established the school record for receiving yards and receptions in a season ... ranked 11th in the NCAA and second in the ACC for receiving yards per game (100.8) ... finished the year second among ACC receivers in receptions per game (6.5) ... totaled 100 or more receiving yards in six games on the year; tied Brian Brennan ('83) for the school record of 100-yard receiving games in a season ... recorded four rushing attempts for 56 yards (13.8 yards per carry) and one

touchdown ... saw action in 766 total plays ... earned ACC Receiver of the Week honors after he caught eight passes for 193 yards and two touchdowns in the team's 45-31 loss to No. 17 Clemson (Nov. 29); his receiving yards total marked the most for a BC player since Gerard Phelan had 226 against Miami on Nov. 23, 1984, and represented the third-highest receiving total in school history.

2011 (SOPHOMORE): Played in all 12 games ... started each of the final five games at wide receiver - at Maryland (Oct. 29), Florida State (Nov. 3), North Carolina State (Nov. 12), at Notre Dame (Nov. 19) and at Miami (Nov. 25) ... amassed 325 yards of total offense ... recorded 20 receptions for 220 yards and one touchdown ... registered one kick return - against NC State (Nov. 12) - for 18 yards ... totaled a season-high 85 all-purpose yards against the Wolfpack (Nov. 12); caught three passes for 69 yards, including a season-long 49 yard reception, and returned one kick for 18 yards ... accounted for 68 all-purpose yards and one touchdown in a 27-19 home loss to Wake Forest (Oct. 1); registered five receptions for 37 yards and one touchdown recorded two rushing attempts for 31 yards against the Demon Deacons ... also recorded three tackles.

2010 (FRESHMAN): Played in 11 games ... recorded his first collegiate start against Nevada (Jan. 9) ... caught 16 passes; finished the season ranked second on the team with 338 receiving yards ... led the Eagles with a 21.1 yards per catch average ... caught two touchdowns ... hauled in two catches for 18 yards and ran once for five yards against Nevada in the Kraft Fight Hunger Bowl (Jan. 9) ... registered three receptions for 19 yards at Syracuse (Nov. 27) ... led the team with 57 yards and one touchdown on two receptions against Virginia (Sept. 25) ... totaled three receptions for 62 yards at Duke (Nov. 13) ... led all players with 102 yards receiving on three catches and scored one touchdown at NC State (Oct. 9); recorded the season's longest reception of 67 yards against the Wolfpack ... recorded his first career reception (for 35 yards) against Virginia Tech (Sept. 25).

PERSONAL: Alexander Jesse Amidon, born March 16, 1991, in London, England ... Alex is the second of Caryl Casson and Stephen Amidon's four children.

AMIDON'S CAREER STATISTICS

YEAR	G	REC	YDS	AVG	TD	LG	CAR	YDS	AVG.	TD	LG
2010	10	16	338	21.1	2	67	6	17	2.8	0	11
2011	11	20	220	11.0	1	41	9	42	4.7	1	12
2012	12	78	1,215	15.6	7	49	4	55	13.6	1	21
2013	13	77	1,032	13.4	5	74	8	47	5.9	1	15
Total	46	191	2,800	14.7	15	74	27	206	7.6	3	24

STEELE DIVITTO



LB | 6-2 | 237

Ridgefield, Conn.
Don Bosco Prep, N.J.

DIVITTO'S CAREER HIGHS

Interceptions: 1, at Syracuse, Nov. 30, 2013; Massachusetts, Sept. 24, 2011
Long interceptions return: 20, at Syracuse, Nov. 30, 2013
Tackles: 18, at New Mexico State, Nov. 9, 2013; at Army, Oct. 6, 2012 (10-8)
Sacks: 1.0, 5 times
Tackles for loss: 1.5, Virginia Tech, Nov. 2, 2013 (1-0); at New Mexico State, Nov. 9, 2013 (1-0)
Fumbles forced: 1, Notre Dame, Nov. 10, 2012; at Florida State, Oct. 13, 2012
Fumbles recovered: 1, 7 times
Pass breakups: 2, at Wake Forest, Nov. 3, 2012; Notre Dame, Nov. 10, 2012

All-purpose yards: 20, at Syracuse, Nov. 30, 2013

Kick returns: 1, Miami, Sept. 1, 2012; at Northwestern, Sept. 15, 2012

Kick return yards: 10, at Northwestern, Sept. 15, 2012 (1 returns)

Long kick return: 10, at Northwestern, Sept. 15, 2012

2013 (SENIOR): Started all 13 games ... earned All-Atlantic Coast Conference third-team honors from the Atlantic Coast Sports Media Association and earned honorable mention recognition from the ACC coaches ... led all BC players with 112 tackles; recorded 54 solo tackles and 58 assisted tackles ... registered 6.0 tackles for a loss of 17 yards, including 3.0 sacks for a loss of 13 yards ... recorded five pass breakups and one interception (at Syracuse on Nov. 30) ... recorded at least 10 tackles in five games, including a career-high 18 tackles at New Mexico State (Nov. 9); earned ACC Co-Linebacker of the Week recognition ... registered 10 tackles and one pass breakup in the team's 24-10 home win over Wake Forest (Sept. 6) ... tallied 12 tackles in a 48-27 home win over Army (Oct. 5) ... tallied 11 tackles-six solo and 0.5 tackle for loss and added an interception and pass breakup at Syracuse (Nov. 30).

2012 (JUNIOR): Started all 12 games ... led the team with 1,052 snaps played ... finished the season ranked second on the team with 92 tackles ... averaged over seven tackles per game ... career-high 18 tackles (10 solo) at Army (Oct. 6) ... recorded fumble recoveries against Northwestern (Sept. 15), Army, Notre Dame (Nov. 10) and NC State (Nov. 24) ... forced two fumbles, one against Florida State (Oct. 13) and one against Notre Dame ... broke up two passes against both Wake Forest and Notre Dame ... tied for second overall on the team with six total pass breakups ... three 10-plus tackle games ... earned Athletics Director's Award for Academic Achievement.

2011 (SOPHOMORE): Played in 12 games; started each as strong side linebacker ... finished the season ranked third on the team with 72 tackles ... led the team with five pass breakups ... recorded four tackles for loss ... ranked second on team with two sacks ... averaged six tackles per game ... contested 735 plays on defense and special teams' units ... posted eight stops and one pass breakup at Notre Dame (Nov. 19) ... notched eight tackles against NC State (Nov. 12) ... finished the game ranked second on the team with six tackles, including five solo tackles and a sack for a loss of six yards, against Florida State (Nov. 3) ... broke up one pass and registered six tackles, one for loss, against Wake Forest (Oct. 1) ... registered his first career interception and finished second on the team with eight tackles against UMass (Sept. 24) ... posted a career-high 10 tackles (7 solo) and added a pass breakup vs. Duke (Sept. 17) ... registered his first pass breakup and tallied two solo tackles at Central Florida (Sept. 10) ... recorded seven tackles - five solo and one for loss - and notched his first career sack against Northwestern.

2010 (FRESHMAN): Played in 11 games ... recorded 20 tackles ... recovered two fumbles ... tallied one solo tackle and a fumble recovery against Nevada in the Kraft Fight Hunger Bowl (Jan. 9) ... totaled three tackles against Virginia (Nov. 20) ... posted a two-tackle outing at Wake Forest (Nov. 6) ... started two solo tackles and one fumble recovery against Clemson (Oct. 30) ... registered a season-high four tackles against Maryland (Oct. 23) ... recorded three tackles at NC State (Oct. 9) ... first-career tackle was a tackle-for-loss against Kent State (Sept. 11).

PERSONAL: Steele Daniel Divitto, born Oct. 24, 1991 ... earned a bachelor's degree in marketing from the Carroll School of Management ... Steele is the second of Rosemary Alfredo and Daniel Divitto's three children.

DIVITTO'S CAREER STATISTICS

YEAR	G	UA	A TAC	SACK	TFL	FF	FR	PBU	INT
2010	11	9	11	20	--	0.5 / 0	--	2	--
2011	12	36	36	72	2 / 9	3.5 / 15	--	--	5 / 1 / 0
2012	12	54	38	92	--	0.5 / 2	4	6	--
2013	13	54	58	112	3 / 13	6 / 17	--	1	51 / 20
Total	48	153	143	296	5 / 22	10.5 / 34	2	7	162 / 20

KICK RETURN	G	NO YARDS	YDS/RET	LONG	TD	YDS/G
2010	11	0	0	--	0	0
2011	12	0	0	--	0	0
2012	12	2	10	5.0	10	0
2013	13	0	0	--	0	0
TOTAL	48	2	10	5.0	10	0

KASIM EDEBALI



DE | 6-3 | 246

Hamburg, Germany
Kimball Union, N.H.

EDEBALI'S CAREER HIGHS

Tackles: 8, Virginia Tech, Nov. 17, 2012 (7-1); at NC State, Nov. 24, 2012 (5-3)

Sacks: 2.0, Florida State, Sept. 28, 2013 (1-2); Virginia Tech, Nov. 2, 2013

Tackles for loss: 3.0, Villanova, Aug. 31, 2013

Fumbles forced: 2, Virginia Tech, Nov. 2, 2013

Fumbles recovered: 1, NC State, Nov. 16, 2013; Villanova, Aug. 31, 2013; at Army, Oct. 6, 2012

Pass breakups: 3, at Miami (Fla.), Nov. 25, 2011

2013 (SENIOR): Started all 13 games ... served as team co-captain ... earned All-Atlantic Coast Conference second-team honors from league's coaches ... earned All-ACC third-team honors from the Atlantic Coast Sports Media Association ... shared the program's Paul Cavanaugh Award with Mike Marscovetra for on-and-off field accomplishments ... finished the season ranked first on the team in tackles for loss (15.0), sacks (9.5) and forced fumbles (3) ... tallied seven tackles, including five solo tackles, 2.0 sacks, two forced fumbles, one pass breakup and one quarterback hurry in BC's 34-27 home win over Virginia Tech (Nov. 2); forced a VT quarterback fumble with less than two minutes to play in the fourth quarter that sealed the win for the Eagles ... registered four solo tackles, assisted on three, charted two tackles for loss and notched one sack against NC State (Nov. 16) ... assisted on five tackles at Maryland (Nov. 23) ... amassed six solo takedowns, assisted on one and had one tackle for loss at Syracuse (Nov. 30).

2012 (JUNIOR): Played in and started 11 games ... ranked fifth on the team with 59 tackles (32 solo) ... led the team in tackles for loss (7.5) and sacks (2.0) ... recorded four pass breakups ... forced and recovered one fumble ... career-high eight tackles against Virginia Tech (Nov. 17) and NC State (Nov. 24) ... posted two tackles for loss, forced a fumble, and tallied a pass breakup against Virginia Tech ... amassed six tackles (1.5 TFL) and a half sack vs. Miami (Sept. 1) ... posted six tackles, a fumble recovery, and a pass breakup at Army (Oct. 6) ... recorded four tackles and one sack at Northwestern (Sept. 15) ... seven tackles and an assisted tackle for loss at Georgia Tech (Oct. 20) ... five tackles (one TFL) against Maryland (Oct. 27) ... four tackles (one TFL) at Wake Forest (Nov. 3) ... a half tackle for loss and two pass breakups at NC State.

2011 (SOPHOMORE): Played in 12 games; started each at defensive end ... registered 27 tackles, including 13 solo tackles on the year ... led the team with five pass break ups ... recorded one tackle for loss and a quarterback hurry ... competed in 699 downs on defense and special teams ... broke up three passes and assisted with one takedown at Miami (Nov. 25) ... contributed on three tackles and hurried the quarterback once at Notre Dame (Nov. 19) ... three tackles against NC State (Nov. 12), including one for loss ... registered three stops at Maryland (Oct. 29) ... recorded a season-high four tackles against Virginia Tech (Oct. 22) ... broke up two passes and tallied three tackles against Wake Forest (Oct. 1) ... posted three solo takedowns against Duke (Sept. 17).

GRADUATED LETTERWINNERS

2010 (FRESHMAN): Played in all 13 games; started four games ... registered 13 tackles and one pass deflection ... recorded two tackles in games vs. Nevada (Jan. 9), at Florida State (Oct. 16) and Notre Dame (Oct. 2) ... broke up a pass at Wake Forest (Nov. 6) ... made one tackle in collegiate debut against Weber State (Sept. 4).

PERSONAL: Kasim Jonathan Edebali, born Aug. 17, 1989 ... is fluent in German ... earned a bachelor's degree in communications with a concentration in Germanic studies in May 2013 ... Kasim is the son of Nesrin Edebali.

EDEBALI'S CAREER STATISTICS

YEAR	G	UA	A	TAC	SACK	TFL	FF	FR	PBU	INT	QBH	BLK
2010	13	7	6	13	0.0-0	1.5-7	0	0-0	1	0-0	0	0
2011	12	13	14	27	0.0-0	0.5-2	0	0-0	5	0-0	1	0
2012	11	32	27	59	1.5-10	7.5-35	1	1-0	4	0-0	0	0
2013	13	36	31	67	9.5-65	15.0-94	3	2-33	5	0-0	0	0
Totals	49	88	78	166	11.0-75	24.5-138	4	3-33	15	0-0	1	0

NATE FREESE



K | 5-11 | 192
Strongville, Ohio
Strongville

FREESE'S CAREER HIGHS

Points scored: 14, Kent State, Sept. 11, 2010

Kick PATs: 6, at New Mexico State, Nov. 9, 2013; Army, Oct. 5, 2013; Massachusetts, Sept. 24, 2011

Points by kicking: 14, Kent State, Sept. 11, 2010

Field goals made: 4, at Florida State, Oct. 16, 2010; Kent State, Sept. 11, 2010; Wake Forest, Oct. 1, 2011

Field goal attempts: 4, at Florida State, Oct. 16, 2010; Kent State, Sept. 11, 2010; Wake Forest, Oct. 1, 2011

Longest field goal: 52, at Maryland, Nov. 23, 2013; Wake Forest, Oct. 1, 2011

Punt attempts: 9, at Clemson, Oct. 12, 2013

Punt yards: 403, at USC, Sept. 14, 2013 (8 punts)

Longest punt: 67, NC State, Nov. 16, 2013

NOTES: Connected on 70-of-81 field goal attempts in 50 career games; was successful on 86.4 percent of his attempts ... concluded his career as the school record holder for field goals and points (324) ... matched the school record for field goals in a game three times - 4, vs. Wake Forest (Oct. 1, 2011), vs. Kent State (Sept. 11, 2010) and at Florida State (Oct. 16, 2010).

2013 (SENIOR): Played in all 13 games ... earned ESPN All-America first-team honors ... captured Football Writers' Association of America All-America second-team recognition ... earned All-Atlantic Coast Conference first-team honors from the Atlantic Coast Sports Media Association and All-Conference second-team honors from the coaches ... concluded the season a perfect 20-for-20 in field goal attempts; was one of only two FBS place-kickers to finish the season having connected on 100 percent of field goals (with more than 10 attempts) ... connected on six field goals of 40 yards or more, including two from 50-plus ... matched a career-long with a 52-yard field goal as time expired to lift the team to a 29-26 win at Maryland (Nov. 23); went 3-for-3 in field attempts against the Terps ... connected on all three field goal attempts in the team's 38-21 home win over NC State (Nov. 16) ... went 2-for-2 in field goal attempts in victories over Army (Oct. 5), Virginia Tech (Nov. 2) and at New Mexico State (Nov. 9) ... connected on 40-of-41 point after touchdowns ... also handled punting and kickoff responsibilities; was one of just seven kickers in the FBS to handle all three duties ... averaged 41.7 yards per punt and downed 22 punts inside the

opponents' 20 yardline ... punted a career-long 67-yard punt against the Wolfpack.

2012 (JUNIOR): Played in all 12 games ... connected on 18-of-20 field goal attempts (90.0 conversion percentage) ... the 90 percent success rate ranked sixth in the nation ... a perfect 24-for-24 in PAT attempts ... recorded 17 touchbacks over 52 kickoffs ... attempted six punts, pinning five inside the 20 ... converted three field goals against Miami (Sept. 1) and Virginia Tech (Nov. 17) ... a perfect 16-for-16 on field goals under 40-yards ... 2-for-2 including a season long field goal of 45-yards against Notre Dame (Nov. 10) ... 2-for-2 on field goals in games against Maine (Sept. 8), Northwestern (Sept. 15), Maryland (Oct. 27) and Notre Dame.

2011 (SOPHOMORE): Played in all 12 games ... connected on 10-of-16 field goal attempts ... kicked 26-of-27 extra points ... was successful on 5-of-7 field goal attempts from 40 or more yards ... recorded a season-long 52-yard field goal in the team's 27-19 home loss to Wake Forest (Oct. 1); connected on all four field goal attempts (32, 36, 45, 52) against the Demon Deacons ... connected on 2-of-3 field goal attempts, including a 47-yarder against Duke (Sept. 17) ... successfully hit a 47-yard field goal at Central Florida (Sept. 10) ... connected from 30 yards in his only field goal attempt of the day in the team's 24-17 win at Miami (Nov. 25) ... knocked two kickoffs for 88 yards and one touchback at Notre Dame ... named to Lou Groza Place-Kicker Award Watch List ... named preseason All-ACC fourth team by Phil Steele.

2010 (FRESHMAN): Played in all 13 games ... went 22-for-25 on field goals during the year ... kicked 24-of-25 extra points ... earned collegefootballnews.com Freshman All-America honors ... became the first BC kicker to hit four field goals in two different games in the same season; did so at Florida State (Oct. 16) and against Kent State (Sept. 11) ... hit 19-of-20 attempts from inside 40 yards ... one of three kickers in the country to hit four field goals in two different games ... went 2-for-2 on field goals (22, 32) against Nevada in the Kraft Fight Hunger Bowl ... connected on three field goals (27, 29, 22) at Syracuse and vs. Clemson (21, 36, 36) ... converted on all four field goal attempts (33, 37, 28, 38) at Florida State ... converted on both field goal attempts, including a season-long 49-yarder against Notre Dame ... went 4-for-4 on field goals (27, 22, 31, 33) against Kent State.

PERSONAL: Nathan A. Freese, born Aug. 18, 1990 ... selected as a National Football Foundation and College Hall of Fame Scholar-Athlete by the organization's Northeast Ohio chapter ... Nate is the youngest of Carla and Jeff Freese's five children.

FREESE'S CAREER STATISTICS

YEAR	FGM	FGA	PCT	1-19	20-29	30-39	40-49	50+	LG
2010	22	25	.880	0-0	12-12	9-10	1-3	0-0	49
2011	10	16	.625	1-1	1-1	3-6	4-6	1-1	52
2012	18	20	.900	1-1	6-6	9-9	2-3	0-1	45
2013	20	20	1.000	1-1	7-7	6-6	4-4	2-2	52
Totals	70	81	.864	3-3	26-26	27-31	11-16	4-4	52

YEAR	BLK	PAM	PAA	PCT	PTS
2010	1	24	25	.960	90
2011	1	26	27	.947	56
2012	0	24	24	1.000	78
2013	0	40	41	.976	100
Totals	2	114	117	.974	324

JAMES MCCAFFREY



DB | 5-10 | 194

Winchester, Mass.
Buckingham, Browne & Nichols

MCCAFFREY'S CAREER HIGHS

Tackles: 2, 6 times (last at NC State, Nov. 24, 2012)
Kick returns: 2, 2 times (last at Army, Oct. 6, 2012)
Kick return yards: 36, at Northwestern, Sept. 15, 2012 (2 returns)
Long kick return: 21, at Northwestern, Sept. 15, 2012
All-purpose yards: 36, at Northwestern, Sept. 15, 2012

2013 (SENIOR): Saw action in all 13 games ... earned the Boston College Scout Team award the program's end of the year banquet ... registered three special teams' tackles.

2012 (JUNIOR): Played in 11 games ... appeared in 198 plays on the year between defense and special teams units ... made 10 tackles, six solo, on the season ... returned four kickoffs for 55 yards and a long return of 21 yards ... recorded two solo tackles at Florida State (Oct. 13) ... tallied a solo stop and an assisted tackle at Wake Forest (Nov. 3) ... contributed two assisted tackles at NC State (Nov. 24).

2011 (SOPHOMORE): Played in all 12 games ... tallied nine tackles on the season, including four solo stops ... recorded two solo touchdowns against NC State (Nov. 12) ... recorded two tackles, including his first collegiate solo tackle against Wake Forest (Oct. 1) ... combined on two tackles against UMass (Sept. 24).

2010 (FRESHMAN): Did not see any game action.

PERSONAL: James Francis McCaffrey, born Jan. 31, 1991 ... earned a bachelor's degree in marketing in May 2014 ... James is the oldest of Gina and Jim McCaffrey's three children.

MCCAFFREY'S CAREER STATISTICS

YEAR	G	UA	A	Total	TFL	Yds	PD	FF	FR	Blkd
2010 - Did not see any game action										
2011	12	4	5	9	0.0	0	0	0	0	0
2012	11	6	4	10	0.0	0	0	0	0	0
2013	13	2	1	3	0.0	0	0	0	0	0
Total	36	12	10	22	0.0	0	0	0	0	0

KEVIN PIERRE-LOUIS



LB | 6-1 | 225

Norwalk, Conn.
King Low Heywood Thomas

PIERRE-LOUIS' CAREER HIGHS

Points scored: 6, Virginia Tech, Nov. 2, 2013; Massachusetts, Sept. 24, 2011
Touchdowns: 1, Virginia Tech, Nov. 2, 2013; Massachusetts, Sept. 24, 2011
Tackles: 18, Army, Oct. 5, 2013 (8-10)
Sacks: 2.0, NC State, Nov. 16, 2013 (2-0)
Tackles for loss: 2.5, Villanova, Aug. 31, 2013

Fumbles forced: 1, Massachusetts, Sept. 24, 2011

Fumbles recovered: 1, at Wake Forest, Nov. 6, 2010; Massachusetts, Sept. 24, 2011

Pass breakups: 2, at Clemson, Oct. 8, 2011

2013 (SENIOR): Started and played in all 13 games at linebacker ... earned Walter Camp Football Foundation Connecticut Player of the Year honors ... earned All-Atlantic Coast Conference first-team honors from the Atlantic Coast Sports Media Association and the ACC coaches ... shared the program's William J. Flynn Coaches Award with Chase Rettig as the team's most valuable players ... registered 108 tackles, including a team-high 67 solo tackles ... recorded 10.5 tackles for a loss of 56 yards, including 6.0 sacks for a loss of 49 yards ... earned ACC Linebacker of the Week honors after stellar efforts against Army (Oct. 5) and against Virginia Tech (Nov. 2); recorded a career-high 18 tackles against the Black Knights ... registered eight solo takeaways and first career interception - which he returned for a touchdown - in the team's 34-27 home win over Virginia Tech (Nov. 2).

2012 (JUNIOR): Started all nine games played in at linebacker, missed three games - Army (Oct. 6), Wake Forest (Nov. 3) and Notre Dame (Nov. 10) because of injury ... earned All-Atlantic Coast Conference honorable mention honors ... finished the season ranked fourth on the team with 85 tackles, including 51 solo tackles ... led all defensive players on the team with two sacks for a loss of 17 yards; ranked tied for second among all defensive players on the team with four tackles for loss for 19 yards ... tallied three pass breakups ... registered 10 (or more) tackles in each of four games - against Miami (Nov. 1), Northwestern (Sept. 15), Maryland (Oct. 27) and NC State (Nov. 24) ... recorded a career-high 17 tackles, including 10 solo tackles and one sack for a loss of seven yards, in a 22-17 loss at Northwestern ... registered 14 tackles - eight solo tackles and six assisted tackles - and one pass breakup in the team's 41-32 season-opening home loss to Miami ... also a valuable member of the special teams' units who finished the season having seen action in 760 plays.

2011 (SOPHOMORE): Started all nine games played in at linebacker; missed Maryland (Oct. 29), Florida State (Nov. 3) and NC State (Nov. 12) because of injury ... finished the season ranked second for the Eagles with 74 tackles, including 37 solo stops ... tied for third with seven tackles for loss for 23 yards ... recovered a fumble for 96 yards, the longest fumble return of the season for BC ... tallied four pass breakups on the season ... notched seven tackles, three solo, including 1.5 tackles for loss, in addition to one pass breakup at Notre Dame (Nov. 19) ... was second on the team with nine tackles, including three solo stops, at Virginia Tech (Oct. 22) ... delivered 10 tackles, six unassisted, including one for a loss of four yards, against Wake Forest (Oct. 1) ... returned a fumble 96 yards for a touchdown and forced another, while contributing four tackles, including two for a loss of eight yards, and a quarterback hurry against UMass (Sept. 24) ... tallied 11 tackles, seven solo, including one for loss, and added one pass breakup against Duke (Sept. 17) ... opened the season against Northwestern (Sept. 3) with a career-best 16 tackles, including seven solo stops and one for a loss of seven yards.

2010 (FRESHMAN): Started all 13 games as a true freshman ... named to the Rivals.com Freshman All-America team ... second on the team with 93 tackles and 59 solo stops ... also had three pass breakups and 2.5 tackles for a loss ... made seven tackles, four solo, against Nevada in the Kraft Fight Hunger Bowl (Jan. 9) ... led all players with a career-high 14 tackles (11 solo) against Virginia (Nov. 20) ... posted 12 tackles including one for a loss at Duke (Nov. 13) ... recorded four tackles and recovered a fumble at Wake Forest (Nov. 6) ... notched first career double-digit tackles game with 11 against Virginia Tech (Sept. 25) ... had six tackles and one for a loss in collegiate debut against Weber State (Sept. 4)

PERSONAL: Kevin Pierre-Louis, born Oct. 7, 1991 ... earned a bachelor's degree in marketing in May 2013 ... served as an orientation leader for the Boston College First-Year Experience program in the summer of 2012 ... Kevin is the oldest of Winderzer Pierre-Louis' five children.

GRADUATED LETTERWINNERS

PIERRE-LOUIS'S CAREER STATISTICS

YEAR	G	UA	A	TAC	SACK	TFL	FF	FR	PBU	INT
2010	13	59	34	93	0-0	2.5-5	0	1	3	0
2011	9	37	37	74	0-0	6-23	1	1	4	0
2012	9	51	34	85	2-17	4-19	0	0	3	0
2013	13	67	41	108	6-49	10.5-56	0	0	1	1
Totals	44	214	146	360	8-66	23.0-103	1	2	11	1

MIKE NAPLES



TE | 6-4 | 237

Branchburg, N.J.
Somerville

NAPLES' CAREER HIGHS

Points scored: 6, at New Mexico State, Nov. 9, 2013
Touchdowns: 1, at New Mexico State, Nov. 9, 2013
Receptions: 2, at Syracuse, Nov. 30, 2013; at North Carolina, Oct. 26, 2013; at Northwestern, Sept. 15, 2012
Receiving yards: 69, at New Mexico State, Nov. 9, 2013 (1 reception)
Receiving TDs: 1, at New Mexico State, Nov. 9, 2013
Long reception: 69, at New Mexico State, Nov. 9, 2013
All-purpose yards: 69, at New Mexico State, Nov. 9, 2013
Punt returns: 1, at Maryland, Oct. 29, 2011

2013 (SENIOR): Played in 13 games, started 11 ... registered 10 receptions for 207 yards and one touchdown ... hauled in a career-long 69-yard touchdown reception at New Mexico State (Nov. 9) ... caught two passes for 58 yards, including a 55-yard reception, at Syracuse (Nov. 30) ... recorded at least one reception in seven of the team's final eight games of the season.

2012 (JUNIOR): Played in eight games ... recorded three receptions for 15 yards ... caught one pass for nine yards against Notre Dame (Nov. 10) ... hauled in two passes for six yards at Northwestern (Sept. 15) ... saw action on 136 snaps on the year.

2011 (SOPHOMORE): Played in nine games ... recorded his first career reception – an eight-yard catch – against NC State (Nov. 12).

2010 (FRESHMAN): Played in three games – Notre Dame (Oct. 2), at NC State (Oct. 9) and at Syracuse (Nov. 27).

PERSONAL: Michael Anthony Naples, born Nov. 3, 1990 ... earned a bachelor's degree in communications in May 2013 ... Mike is the older of Tammy and Anthony Naples's two sons.

NAPLES' CAREER STATISTICS

YEAR	G	Rec	Yds	TD	Lg
2010	3	0	0	0	0
2011	9	1	8	0	8
2012	7	3	15	0	9'
2013	13	10	207	1	69'
Total	32	14	230	1	69'

KALEB RAMSEY



DT | 6-3 | 285

Uniontown, Pa.
Laurel Highlands

RAMSEY'S CAREER HIGHS

Tackles: 7, Weber State, Sept. 4, 2010 (4-3)
Sacks: 1.0, 5 times (last vs. Nevada, Jan. 9, 2011)
Tackles for loss: 2.0, 2 times (last at North Carolina, Oct. 26, 2013 (2-0))
Pass breakups: 1, at Syracuse, Nov. 27, 2010

2013: Played in 10 games ... recorded eight starts along the defensive line ... finished the season with 28 tackles, including 16 solo ... tallied four tackles for a loss of 24 yards, including two sacks for a loss of 17 yards ... registered two quarterback hurries.

2012: Played in the team's first two games before missing the remainder of the season because of injury ... made two solo tackles against Maine (Sept. 8) ... recorded two tackles (0.5 for loss) against Miami (Sept. 1).

2011: Played in just two games ... missed 10 games because of injury ... started the season-opener against Northwestern (Sept. 3) and assisted on two tackles ... also played against Massachusetts (Sept. 24).

2010: Appeared in 11 games ... led defensive linemen with 39 tackles ... also had 7.5 tackles for a loss and 2.5 sacks ... made five tackles (three solo), one sack and two tackles for loss against Nevada in the Kraft Fight Hunger Bowl (Jan. 9) ... recorded five tackles, one for a loss and a pass breakup at Syracuse (Nov. 27) ... posted four solo tackles including one for a loss at Wake Forest (Nov. 6) ... notched three solo tackles and four total against Clemson (Oct. 30) ... made three tackles with one behind the line against Maryland (Oct. 23) ... tallied four tackles and a sack at Florida State (Oct. 16) ... had two tackles and a sack at NC State (Oct. 9) ... set a career high with seven tackles in the season opener against Weber State (Sept. 4).

2009: Appeared in eight games with three starts ... finished the season with 11 tackles (seven solo), two sacks ... recorded a career-high four tackles at Notre Dame (Oct. 24) ... registered two tackles and a sack at Virginia Tech (Oct. 10) ... recorded two tackles at Clemson (Sept. 19), including first career sack ... recipient of the Mary M. and William H. Sullivan, Jr. '37 Scholarship.

2008: Valuable second-stringer on the defensive line as a true freshman ... had six tackles with one for a loss on the season ... got his TFL at Wake Forest (Nov. 22) ... recorded two solo tackles against Clemson (Nov. 1) ... registered a solo tackle at North Carolina (Oct. 25) ... had a tackle against Rhode Island (Sept. 27) and UCF (Sept. 20).

PERSONAL: Kaleb Jeffrey Ramsey, born June 20, 1989 ... earned a bachelor's degree in sociology in May 2012 ... Kaleb is the youngest of Yvonne and Jeff Ramsey's four children.

RAMSEY'S CAREER STATISTICS

YEAR	G	UA	A	TAC	SACK	TFL	FF	FR	PBU	INT
2008	7	5	1	6	0.0-0	1.0-5	0	0	0	0
2009	8	7	4	11	2.0-10	2.0-10	0	0	0	0
2010	11	23	16	39	2.5-19	7.5-30	0	0	1	0
2011	2	0	2	2	0.0-0	0.0-0	0	0	0	0
2012	2	2	2	4	0.0-0	0.5-1	0	0	0	0
2013	10	16	12	28	2.0-17	4.0-24	0	0	0	0
Totals	40	48	37	80	6.5-46	14.0-65	0	0	1	0

CHASE RETTIG



QB | 6-3 | 206

Sierra Madre, Calif.
San Clemente

RETTIG'S CAREER HIGHS

- Pass attempts:** 51, Miami, Sept. 1, 2012
- Pass completions:** 32, Miami, Sept. 1, 2012
- Pass yards:** 441, Miami, Sept. 1, 2012
- Pass TDs:** 4, Florida State, Sept. 28, 2013
- Interceptions:** 3, at Wake Forest, Nov. 3, 2012; at NC State, Nov. 24, 2012
- Long pass:** 74, at Maryland, Nov. 23, 2013
- Points scored:** 6, at Syracuse, Nov. 30, 2013; at Virginia Tech, Oct. 22, 2011
- Touchdowns:** 1, at Syracuse, Nov. 30, 2013; at Virginia Tech, Oct. 22, 2011
- Rush attempts:** 9, Virginia Tech, Nov. 17, 2012; at Clemson, Oct. 12, 2013; Florida State, Sept. 28, 2013
- Rush yards:** 85, at Syracuse, Nov. 30, 2013 (4 carries)
- Rush TDs:** 1, at Syracuse, Nov. 30, 2013; at Virginia Tech, Oct. 22, 2011
- Long rush:** 54, at Syracuse, Nov. 30, 2013
- Receptions:** 1, at Central Florida, Sept. 10, 2011
- Receiving yards:** -6, at Central Florida, Sept. 10, 2011 (1 reception)
- Total offense attempts:** 54, Miami, Sept. 1, 2012 (3 rush, 51 pass)
- Total offense yards:** 439, Miami, Sept. 1, 2012 (-2 rush, 441 pass)
- All-purpose yards:** 85, at Syracuse, Nov. 30, 2013
- Punt attempts:** 1, at NC State, Nov. 24, 2012; at Georgia Tech, Oct. 20, 2012; Clemson, Sept. 29, 2012
- Punt yards:** 57, at Georgia Tech, Oct. 20, 2012 (1 punt)
- Longest punt:** 57, at Georgia Tech, Oct. 20, 2012

CAREER: Completed 685-of-1242 passing attempts for 8,263 yards and 52 touchdowns in 46 career games ... is one of four quarterbacks in school history to throw for more than 8,000 yards ... concluded his collegiate career ranked among the school's passing leaders in yards (fourth), touchdowns (fourth), completions (third), attempts (fourth) and wins (fourth; 18) ... started 45 straight games; registered 46 career starts ... recorded his first collegiate start in the fourth game of the season against Notre Dame (Oct. 2, 2010).

2013 (SENIOR): Started all 13 games at quarterback ... shared the program's William J. Flynn Coaches Award with Kevin Pierre-Louis as the team's most valuable players ... completed 162-of-263 passing attempts for 1,995 yards, 17 touchdowns and eight interceptions ... recorded a completion percentage of 61.6 ... threw for more than 200 yards in each of three victories - Villanova (Aug. 31), Army (Oct. 6) and New Mexico State (Nov. 9) ... recorded 60 rushing attempts for 71 yards and one touchdown ... completed 23-of-30 passes (76.7 completion percentage) for a season-high 285 yards and two touchdowns in the team's 24-14 win over Villanova (Aug. 31) ... completed 11-of-13 passing attempts for 203 yards and one touchdown in a 48-27 home win over the Black Knights ... completed 17-of-25 passes for 230 yards and three touchdowns in a 48-34 win over the Aggies in Las Cruces, N.M. ... completed 18-of-28 passing attempts for 197 yards and a career-high four touchdowns in the team's 48-34 loss to eighth-ranked Florida State (Sept. 28) ... completed 11-of-19 passes for 168 yards and two touchdowns, and rushed for a career-high 85 yards (including a career-long 54-yard run) in a 34-31 loss at Syracuse (Nov. 30) ... completed 11-of-14 passing attempts for 93 yards and one touchdown in a 34-27 home win over Virginia Tech (Nov. 2).

2012 (JUNIOR): Started all 12 games at quarterback ... became the school's fourth 3,000-yard passer in history with 3,065 passing yards on the year; nearly matched his passing total from his first two seasons combined

(3,198 passing yards) ... compiled 253 completions on 467 passing attempts (54.2 completion percentage) and 17 passing touchdowns on the year ... tallied a touchdown pass in all but two games ... threw for more yards in a season than any other freshman, sophomore or junior in school history ... recorded 300 or more passing yards in each of three games and 400 or more yards in one game ... ran the offense for 835 plays on the season; took 75 or more snaps in each of five games ... punted three times for 124 total yards (41.3 yard average) and a long of 57 yards on the year ... passed for a career-high 441 yards against Miami (Sept. 1) - the sixth-highest single-game total in program history; connected on 32-of-51 passes, both career highs, for a 62.7 completion percentage and two touchdowns vs. the Hurricanes ... completed 25-of-43 passes (58.1 completion percentage) and matched a career high with three touchdown passes against Clemson (Sept. 29); also punted once for 32 yards, pinning the Tigers inside their 20-yard line ... posted 357 passing yards including a season-long 52-yard strike and a touchdown on 29-of-49 passing at Wake Forest (Nov. 3) ... threw for 287 passing yards on 21-of-39 attempts and two touchdowns in the team's win over Maryland (Oct. 27) ... landed 16-of-32 passes for 224 yards and three touchdowns in BC's win against Maine (Sept. 8) ... earned the Athletics Director's Award for Academic Achievement.

2011 (SOPHOMORE): Started all 12 games at quarterback ... registered 170 completions on 317 passing attempts (53.6 completion percentage) for 1,960 yards and 12 touchdowns ... saw action on 719 offensive plays ... threw at least one touchdown pass in nine (of 12) games, including a season-high three touchdown passes in the team's 45-17 home victory over Massachusetts (Sept. 24) and two touchdown passes in a 24-17 win at Miami (Nov. 25) in the season finale ... led the team to victories in three of the final five games of the season - at Maryland (Oct. 29), against NC State (Nov. 12) and at Miami (Nov. 25) ... completed 13-of-17 passing attempts (76.5 completion percentage) for 196 yards and two touchdowns in the team's 24-17 win at Miami (Nov. 25) in final game of the season ... connected with Colin Larmond Jr. for a season-long 57-yard pass in the second quarter against Duke (Sept. 17); finished the game having completed 17-of-33 passing attempts for 247 yards and one touchdown against the Blue Devils ... registered season highs for completions (24) and yards (351) in the team's 24-17 season-opening home loss to Northwestern (Sept. 3) ... attempted a season high 47 passes against Wake Forest (Oct. 1).

2010 (FRESHMAN): Played in and started nine games at quarterback ... made his collegiate debut against Notre Dame (Oct. 2) ... missed one game - against NC State (Oct. 19) - because of injury ... completed 100-of-195 passing attempts for 1,238 yards and six touchdowns ... threw at least one touchdown reception in five (of nine) games, including a season-high two touchdown passes in the team's 21-16 win at Duke (Nov. 13); completed 12-of-24 passes for a season-high 230 yards against the Blue Devils ... recorded his first collegiate start in the fourth game of the season against Notre Dame (Oct. 2); completed five-of-10 passing attempts for 72 yards and one touchdown - a 58-yard strike to Bobby Swigert - before suffering a foot injury against the Fighting Irish ... connected with wide receiver Bobby Swigert for a season-long 63-yard completion in the fourth quarter of the team's 24-21 home loss to Maryland (Oct. 23) ... started each of the team's final eight games of the season.

PERSONAL: Chase McDonald Rettig, born Sept. 26, 1991 ... earned a bachelor's degree in communications from the College of Arts & Sciences ... Chase is the second of Carol and Mark Rettig's three sons; his younger brother Hayden is a quarterback at LSU.

RETTIG'S CAREER STATISTICS

YEAR	G-S	COMP	ATT	INT	PCT	YDS	TD	LG	ATT	YDS	TD	LG
2010	9-9	100	195	9	51.3	1,238	6	63	36	-43	0	10
2011	12-12	170	317	9	53.6	1,960	12	57	41	-84	1	16
2012	12-12	253	467	13	54.2	3,065	17	52	54	-169	0	21
2013	13-13	163	263	8	61.6	1,995	17	74	60	71	1	54
Total	46-46	685	1,242	39	55.2	8,263	52	74	191	-225	2	54

GRADUATED LETTERWINNERS

JARYD RUDOLPH



DT | 6-3 | 275

Plympton, Mass.
Silver Lake

RUDOLPH'S CAREER HIGHS

Tackles: 6, at North Carolina, Oct. 26, 2013 (2-4)
Sacks: 1.0, 2 times (last at Syracuse, Nov. 30, 2013) (1-0)
Tackles for loss: 1.5, at North Carolina, Oct. 26, 2013 (1-0)
Fumbles forced: 1, 2 times (last vs. NC State, Nov. 16, 2013)
Pass breakups: 1, Maine, Sept. 8, 2012

2013 (SENIOR): Saw action in 12 games ... registered a career-high 22 tackles ... also recorded career highs in tackles for loss (3.5) and sacks (2.0) ... picked up one solo tackle and assisted on a tackle against Villanova (Aug. 31) ... career-highs six tackles and 1.5 tackles for loss at North Carolina (Oct. 26) ... recorded one tackle for loss at Syracuse (Nov. 30).

2012 (JUNIOR): Appeared in seven games, starting in five ... posted three tackles and a half sack against Miami (Sept. 1) ... recorded one tackle and a pass breakup against Maine (Sept. 8) ... four tackles and a forced fumble at Northwestern (Sept. 15) ... career-high five tackles at Army (Oct. 6) ... tallied two tackles at Florida State (Oct. 13).

2011 (SOPHOMORE): Made one tackle at Virginia Tech ... picked up one solo stop and assisted another tackle versus UMass ... contributed a tackle at UCF.

2010 (FRESHMAN): Appeared in six games ... recorded one tackle for loss against Kent State ... had one solo tackle against Weber State.

PERSONAL: Jaryd Kenneth Rudolph, born June 1, 1992 ... earned a bachelor's degree in economics in May 2014 ... Jaryd and his older sister Ne'chloe are the children of Doreen and Kenneth Rudolph.

RUDOLPH'S CAREER STATISTICS

YEAR	G	UA	A	Total	TFL	Sacks	PD	FF	FR	BLK
2010	3	2	0	2	1.0-2	0.0-0	0	0	0	0
2011	7	4	2	6	0.0-0	0.0-0	0	0	0	0
2012	7	7	9	16	0.5-4	0.5-4	1	1	0	0
2013	12	8	14	22	3.5-15	2.0-13	0	1	0	0
Total	29	21	25	46	5.0-21	2.5-17	1	2	0	0

JAKE SINKOVEC



TE | 6-4 | 244

Bristol, Wis.
Carmel Catholic (Ill.)

SINKOVEC'S CAREER HIGHS

Points scored: 6, 4 times
Touchdowns: 1, 4 times
Receptions: 3, 4 times
Receiving yards: 67, Miami, Sept. 1, 2012 (3 receptions)
Receiving TDs: 1, 4 times
Long reception: 36, Miami, Sept. 1, 2012
All-purpose yards: 77, Miami, Sept. 1, 2012

Kick returns: 1, Miami, Sept. 1, 2012

Kick return yards: 10, Miami, Sept. 1, 2012 (1 returns)

Long kick return: 10, Miami, Sept. 1, 2012

Tackles: 1, at Maryland, Oct. 29, 2011 (1-0); UMass, Sept. 24, 2011 (0-1)

2013 (SENIOR): Played in 10 games ... registered eight starts at full-back/tight end ... earned the AdvoCare v100 Independence Bowl Scholar-Athlete Award ... earned the program's Gridiron Club Award for determination, enthusiasm and spirit ... finished the season ranked second on the team with 14 receptions for 118 yards and three touchdowns ... hauled in a three-yard touchdown pass in his first game of the year against Florida State (Sept. 28) ... tallied three receptions for 19 yards and one touchdown in the team's 34-27 home victory over Virginia Tech (Nov. 12) ... caught three passes for 29 yards and one touchdown in the team's final regular season game at Syracuse (Nov. 30) ... recorded two receptions for 15 yards against Arizona (Dec. 31) in the AdvoCare v100 Bowl in Shreveport, La.

2012 (JUNIOR): Appeared in seven games, starting in three ... recorded three receptions for 67 yards against Miami (Sept. 1) ... scored first career touchdown - a 15-yard reception - in the team's 41-32 season-opening home loss to Miami; also registered a career-long 36-yard reception against the Hurricanes ... registered one reception for two yards against Clemson (Sept. 29) ... earned Athletics Director's Award for Academic Achievement honors.

2011 (SOPHOMORE): Appeared in all 12 games ... changed positions from linebacker to fullback ... had two special teams' tackles on the season ... made one vs. Massachusetts (Sept. 24) and had a solo tackle at Maryland (Oct. 29).

2010 (FRESHMAN): Recorded first career appearance against Weber State in the season opener.

PERSONAL: Jacob Ryan Sinkovec, born Feb. 18, 1991 ... earned a bachelor's degree in marketing in May 2013 ... Jake is the third of Marjorie and James Sinkovec's four children; he has two older brothers and one younger sister.

SINKOVEC'S CAREER STATISTICS

YEAR	G	REC	YDS	AVG	TD	LG	CAR	YDS	AVG.	TD	LG
2010	0	0	0	0.0	0	0	0	0	0.0	0	0
2011	12	0	0	0.0	0	0	0	0	0.0	0	0
2012	7	4	69	17.2	1	36	0	0	0.0	0	0
2013	10	14	118	8.4	3	20	0	0	0.0	0	0
Totals	29	18	187	10.4	4	36	0	0	0.0	0	0

MATT PATCHAN



OL | 6-7 | 300

Tampa, Fla.
Arnwood

NOTES: Transferred to Boston College from the University of Florida ... played in 27 games and made eight starts as a Gator.

2013 (SENIOR): Started all 13 games at left tackle ... earned All-Atlantic Coast Conference second-team honors from the Atlantic Coast Sports Media Association and the ACC coaches ... earned ACC Offensive Lineman of the Week honors for the second straight week after he graded out at 86 percent with two knockdown blocks to lead Boston College's offensive line that paved the way for Andre Williams to run for 263 yards and two touchdowns in a 29-26 victory at Maryland ... the Eagles rushed for 100-plus yards in 11 games, 200-plus yards in six games, 300-plus yards in three games and

400-plus yards in one game (420 vs. NC State on Nov. 16) ... allowed the team to rush for more than 190 yards in each of the last six games ... blocked for Andre Williams against NC State (Nov. 16); Williams' 339 rushing yards marked the most in BC history ... helped Williams become just the 16th running back in FBS history to eclipse 2,000 yards ... pass blocked for Chase Rettig who threw for 285 yards and two touchdowns in the team's 24-14 win over Villanova in the first game of the season (Aug. 31) ... the team averaged 5.5 yards per rush and a 142.83 passing efficiency.

AT FLORIDA: Missed the 2012 season because of injury ... played in 12 games and started each of the last seven games of the regular season at right tackle in 2011 ... appeared in 11 games on the defensive line as a true freshman in 2008; recorded seven tackles and 1.5 sacks ... played in the first four games on the offensive line as a sophomore before an injury sidelined him for the year ... missed the 2010 season because of injury.

PERSONAL: Matthew David Patchan IV, born April 2, 1990 ... Matt and his younger brothers Brandon and Scott are the children of Deanne Rachel and David Patchan III; his father was an offensive tackle at the University of Miami from 1983-87 and a third-round draft choice of the Philadelphia Eagles in 1988.

IAN WHITE



OG | 6-5 | 302
Conway, N.H.
Kennett

2013 (SENIOR): Started all 13 games at right tackle ... served as team co-captain ... earned All-Atlantic Coast Conference honorable mention honors from the Atlantic Coast Sports Media Association and the ACC Coaches ... named ACC Offensive Lineman of the Week after a stellar performance in the team's, 34-27, home win over Virginia Tech (Nov. 2); White and the offensive line allowed BC to rush 42 times for 196 yards, marking the most VT had allowed up to that point ... the Eagles rushed for 100-plus yards in 11 games, 200-plus yards in six games, 300-plus yards in three games and 400-plus yards in one game (420 vs. NC State on Nov. 16) ... allowed the team to rush for more than 190 yards in each of the last six games ... blocked for Andre Williams against NC State (Nov. 16); Williams' 339 rushing yards marked the most in BC history ... helped Williams become just the 16th running back in FBS history to eclipse 2,000 yards ... the team averaged 5.5 yards per rush and a 142.83 passing efficiency.

2012 (JUNIOR): Started the first nine games ... totaled 657 snaps ... the Eagles rushed for 100-plus yards in four games ... blocked for Andre Williams' 99-yard touchdown against Army (Oct. 6), the longest rush in team history ... pass blocked against Miami (Sept. 1) as the Eagles recorded the sixth most passing yards in a single game (441) in team history ... the team tallied three 300-plus passing yard performances and nine 200-plus passing yard performances ... assisted in the 166-yard rushing attack against Maine (Sept. 8) ... the team averaged 3.2 yards per rush and a 116.45 passing efficiency rating ... earned Athletics Director's Award for Academic Achievement honors.

2011 (SOPHOMORE): Played in all 12 games ... registered 11 starts at right guard ... missed the start in the season finale at Miami (Nov. 25) ... played 763 snaps, the second most on offense ... the Eagles had six games with more than 100 yards rushing; including a 372-yard performance at Maryland (Oct. 29) ... blocked for Rolandan Finch against the Terrapins (Oct. 29); Finch's 243 rushing yards were the third greatest single-game total in program history and most in the ACC since 2009 ... BC did not give up a sack and scored a season-high four rushing touchdowns vs. Maryland ... helped Montel Harris eclipse BC's rushing record with a 108-yard perform-

ance against Wake Forest (Oct. 1); Harris' career rushing total was 3,734 yards ... the Eagles threw for more than 200 yards in two games; 351 passing yards against Northwestern (Sept. 3) and 247 passing yards vs. Duke (Sept. 17).

2010 (REDSHIRT FRESHMAN): Appeared in all 13 games ... made first collegiate start against NC State and also started the Wake Forest game and the Nevada game in the Kraft Fight Hunger Bowl ... showed a tremendous amount of growth ... made great strides in the weight room ... possessed very good athletic ability and can play center or guard ... a smart, hard-working, dedicated lineman.

PERSONAL: Ian Knight White, born April 7, 1991 ... earned a bachelor's degree in human development in May 2013 ... Ian and his younger sister Lauren are the children of Barbara and Bradley White.

ANDRE WILLIAMS



RB | 6-0 | 227

Schnecksville, Pa.
Parkland

WILLIAMS' CAREER HIGHS

Points scored: 30, Army, Oct. 5, 2013

Touchdowns: 5, Army, Oct. 5, 2013

Rush attempts: 42, at Syracuse, Nov. 27, 2010; NC State, Nov. 16, 2013

Rush yards: 339, NC State, Nov. 16, 2013 (42 carries)

Rush TDs: 5, Army, Oct. 5, 2013

Long rush: 99, at Army, Oct. 6, 2012

Receptions: 2, 4 times

Receiving yards: 27, at Georgia Tech, Oct. 20, 2012 (2 receptions)

Long reception: 16, at Georgia Tech, Oct. 20, 2012

Total offense attempts: 42, at Syracuse, Nov. 27, 2010 (42 rush, 0 pass); NC State, Nov. 16, 2013 (42 rush, 0 pass)

Total offense yards: 339, NC State, Nov. 16, 2013 (339 rush, 0 pass)

All-purpose yards: 339, NC State, Nov. 16, 2013

Kick returns: 4, at Duke, Nov. 13, 2010

Kick return yards: 68, at Duke, Nov. 13, 2010 (4 returns)

Long kick return: 26, at Wake Forest, Nov. 6, 2010

Tackles: 1, Maryland, Oct. 23, 2010 (1-0); at Clemson, Oct. 12, 2013 (1-0); Northwestern, Sept. 3, 2011 (0-1)

NOTES: Registered 704 rushing attempts for a school-record 3,739 yards and 28 touchdowns in 44 career games.

2013 (SENIOR): Started all 13 games at running back ... recorded school records for rushing attempts (355) and rushing yards (2,177); captured the NCAA statistical championship in rushing yards and rushing yards per game (167.5) ... earned the Doak Walker Award given annually to the nation's premier running back ... named one of six finalists for the Heisman Memorial Trophy ... named one of five finalists for the Walter Camp Football Foundation Player of the Year award ... finished the season ranked fifth among all FBS running backs in the history of college football in rushing yards - behind Oklahoma State's Barry Sanders (2,626; 1988), Central Florida's Kevin Smith (2,567; 2007), Southern California's Marcus Allen (2,342; 1981) and Iowa State's Troy Davis (2,185) ... captured All-America first-team honors on all five postseason squads officially acknowledged to achieve unanimous All-America status - the American Football Coaches Association, the Associated Press, the Football Writers Association of America and *The Sporting News* and the Walter Camp Football Foundation ... was a unanimous selection to the All-Atlantic Coast Conference first-team by the Atlantic Coast Sports Media Association as well as the ACC coaches ... captured the George "Bulger" Lowe Award given

GRADUATED LETTERWINNERS

to New England's best offensive player by the Gridiron Club of Greater Boston ... earned the Harry Agganis Award given to the most outstanding senior football player in New England by New England Football Writers Association ... shared the Thomas F. Scanlan Award (the program's highest honor) with Alex Amidon ... became the 16th player in FBS history to rush for 2,000 yards in the regular season; broke the 2,000-yard plateau in the team's 29-26 win at Maryland (Nov. 23) in the 11th game of the season ... established four of the top-five single-game rushing records in school history ... matched his - and the school's - career high with 42 rushing attempts for a Atlantic Coast Conference-record 339 yards and two touchdowns in a 38-21 home win over NC State (Nov. 16); surpassed Mike Cloud (1,726; 1998) for the school single-season record against the Wolfpack and earned Walter Camp Football Foundation National Player of the Week honors for his efforts ... rushed 30 times for 295 yards and two touchdowns in a 48-34 win at New Mexico State (Nov. 9) ... carried 32 times for 263 yards and two touchdowns against the Terrapins ... recorded 30 rushing attempts for 263 yards and five touchdowns in a 48-27 home win over Army (Oct. 5); matched Montel Harris for the school record for rushing touchdowns in a game and concluded the contest one yard shy of Harris' 264-yard output (a school record at the time) ... rushed 35 times for 204 yards and one touchdown in BC's 24-10 home win over Wake Forest (Sept. 6) ... earned ACC Offensive Back of the Week honors three times - on Sept. 9, Nov. 18 and Nov. 25.

2012 (JUNIOR): Appeared in nine games, starting eight at running back ... led the team with 599 rushing yards and four rushing touchdowns ... averaged 4.6 yards per rush ... recorded 49 yards rushing and a touchdown against Miami (Sept. 1) ... 61 yards on 14 carries vs. Maine (Sept. 8) ... totaled 71 yards including a 30-yard rushing touchdown against Clemson (Sept. 29) ... career-high 191 yards rushing including a team record 99-yard touchdown run at Army (Oct. 6) ... recorded 104 yards on 20 attempts at Florida State (Oct. 13) ... posted 56 yards on 11 carries and hauled in two receptions for 27 yards at Georgia Tech (Oct. 20) ... rushed for 60 yards on 16 carries vs. Maryland (Oct. 27) ... earned Athletics Director's Award for Academic Achievement honors.

2011 (SOPHOMORE): Appeared in 10 games and made seven starts ... led the team with four rushing touchdowns ... was second on the team in

rushing attempts (124), rushing yards (517) and rushing average per game (51.7) ... rushed for a season-high 114 yards on 22 carries and scored a career-high two touchdowns in the 24-17 season-opening loss vs. Northwestern (Sept. 3) ... also had a career-long rush of 69 yards against the Wildcats ... rushed 16 times for 72 yards and a touchdown in a 28-17 win at Maryland (Oct. 29) ... tallied 95 yards on 20 carries in a 45-17 win against Massachusetts (Sept. 24) ... carried the ball 13 times for 56 yards and a score in a 20-19 loss vs. Duke (Sept. 17) ... recorded 61 yards rushing on 18 carries in a 14-10 win against NC State (Nov. 12).

2010 (FRESHMAN): Appeared in all 13 games ... rushed for 461 yards on 95 carries on the year ... had 19 carries for 70 yards and a touchdown, along with two receptions for seven yards against Nevada in the Kraft Fight Hunger Bowl ... started the regular-season finale (vs. Syracuse) for the injured Montel Harris ... set a school record for carries with 42 rushes for 185 yards and a touchdown in that game ... posted 108 yards rushing on just 12 carries, including a career-long 59 yarder, vs. Virginia ... rushed for 24 yards on five carries against Clemson ... rushed six times for 25 yards and caught a pass at NC State ... made an 11-yard reception against Notre Dame ... had 24 rushing yards on four carries against Weber State.


PERSONAL: Andre Rishard Williams, born Aug. 28, 1992 ... earned a bachelor's degree in applied psychology and human development from Boston College's Lynch School of Education in December 2013; graduated 3.5 years after matriculating ... served as a teaching assistant for freshman seminar entitled "Courage to Know" in the fall 2013 semester ... Andre is the third of Lancelene and Ervin Williams' four children; has two brothers and one sister.

WILLIAMS' CAREER STATISTICS

YEAR	G	ATT	YDS	AVG	TD	LG	REC	YDS	AVG.	TD	LG
2010	12	95	461	4.9	2	59	4	15	3.8	0	11
2011	10	124	517	4.2	4	69	2	11	5.5	0	7
2012	9	130	584	4.5	4	99	4	34	8.5	0	16
2013	13	355	2,177	6.1	18	80	0	0	0.0	0	0
Total	44	704	3,739	5.3	28	99	10	60	6.0	0	16



Andre Williams



BOSTON COLLEGE *2014 Media Guide*

HISTORY & RECORDS



BC FOOTBALL TIMELINE

A HISTORY OF BOSTON COLLEGE FOOTBALL

— Text by Reid Oslin, *Boston College*, '68

The 2014 season will be the 117th year of intercollegiate football competition for the Boston College Eagles. Here are a few of the milestones that have been reached along the way:

1891 – The Boston College student body was granted permission, but no money, by President Edward I. Devitt, S.J., to organize a football team. Joseph F. O'Donnell (1892), a Dorchester, Mass., native with some previous amateur football experience, helped organize a team that played an informal schedule the following year.

1893 – Boston College began formal football competition. The team's first game was a 4-0 victory over St. John's Institute, an amateur power of the day (touchdowns were scored as four points by existing rules). BC played its first intercollegiate game on Oct. 25, a 6-0 loss to Tech '97, an MIT class team. The first varsity game was a 10-6 victory over Boston University in the final contest of the year. Joseph C. Drum ('94) served as BC's first football coach and the team's captain was Bernie Wefers ('94), who briefly held the world record in the 100-yard dash.

1894 – The Boston College football team got its first compensated coach, William Nagle. The school adopted the team colors of maroon and gold.

1896 – Boston College and Jesuit rival Holy Cross met for the first time in a home-and-home series. Boston College won both games, by scores of 6-2 and 8-6.

1900 – College President W.G. Read Mullan, S.J., refused to allow a football team to play under the school's name. Students formed an independent team named

"Boston Combination" that competed locally. Fr. Mullan relented and allowed a varsity team to be fielded the following year.

1903-07 – In a reaction to the growing public outcry against the violence of college football, as well as for economic considerations, the sport was dropped at Boston College. United States President Theodore Roosevelt summoned the leaders of college football to Washington and urged that the rules of the sport be tightened. The resulting rules committee evolved into the National Collegiate Athletic Association (NCAA).

1908 – Varsity football was restored at Boston College. The team practiced on the Massachusetts Avenue Grounds, the site of a former city dump. Team members mowed the grass and lined the field before practice sessions.

1913 – The college moved from its original location on James Street in Boston's South End to a new campus in Chestnut Hill. The football team's locker room and equipment storage area were located in the basement of the "Recitation Building" (renamed Gasson Hall in 1952), but coach Hiker Joy's team walked to the public park in Cleveland Circle for daily practice.


1915 – The original Alumni Stadium was dedicated on Oct. 30; however, the inaugural game was won by arch-rival Holy Cross by a 9-0 score before some 5,000 fans. A week later, Boston College won its first on campus game, defeating Fordham, 3-0. The stadium was located on middle campus on the site of today's Stokes Hall.

1918 – Because of required military training for students in preparation for World War I, the football team was forced to limit practice sessions to no more than one hour per day.

1919 – A returning war hero, Frank Cavanaugh, was hired as BC's football coach. Known as "The Iron Major,"



The 1893 Boston College Team



BC won its first game in 1915 on middle campus.

Cavanaugh had been badly wounded in the Battle of San Mihiel, but recovered to launch a coaching career that would eventually lead him into the College Football Hall of Fame. In his first season at BC, he led his team to a startling 5-3 victory over heavily favored Yale — the biggest win in school history to that point. A 1943 movie, “The Iron Major” starring Pat O’Brien, chronicled Cavanaugh’s life story. Part of the film was shot at the former Liggett Estate (now O’Connell House) on BC’s upper campus.

1920 – The Boston College football team adopted the nickname “Eagles.” The season was capped by a stirring 14-0 victory over Holy Cross before 40,000 fans at Braves Field. The win gave the team a perfect 8-0 season and the school’s first “Eastern Championship.”

1921 – The team’s budding success drew national interest. The Eagles were invited to play Baylor in the dedication game of Dallas’ Cotton Bowl stadium. The BC team, which made the 2,400-mile trip by train to play its first inter-sectional contest, responded with a 23-7 win over the Bears.

1926 – The final year of the Cavanaugh era produced another unbeaten season (6-0-2). Team captain was Joe McKenney, who would return to coach the Eagles from 1928-34.

1928 – McKenney’s first year as head coach was a perfect 9-0 season and yielded another Eastern title. McKenney would later gain entrance into the College Football Hall of Fame as a highly respected college football official.

1936 – BC named Gilmour Dobie, another future College Hall of Fame member, as its head football coach. The Eagles’ schedule was upgraded to include such national rivals as Kansas State, Kentucky, North Carolina State, Indiana and Florida, and home games are shifted to Fenway Park and Braves Field. Dobie’s teams lost only six games in his three-year tenure.

1939 – On Feb. 7, Frank Leahy was named head football coach. “I have come here to succeed and to win football games,” he told alumni a few days later. He did both, as the Boston College football team won 20 of 22 games played in the ensuing two seasons. The Eagles lost only one regular-season game in the 1939 campaign (7-0 to Florida) and became the first New England team in 20 years to earn a New Year’s Day bowl invitation. The Eagles met Clemson in the Cotton Bowl on Jan. 1, but lost a close 6-3 decision to the Tigers.

1940 – An undefeated (11-0) season, capped by the Sugar Bowl championship and the claim of a national championship made this arguably the greatest season in Eagle football annals. On Nov. 16, BC handed Georgetown its first football loss in three years when “Chuckin” Charlie O’Rourke eluded a host of tacklers and took a safety in his own end zone as the clock expired to give the Eagles a memorable 19-18 victory. Sportswriter Grantland Rice described the contest as “the greatest game of football ever played.”

1941 – On Jan. 1, the Eagles would lay claim to the national championship with a 19-13 victory over Tennessee in the Sugar Bowl. Again, O’Rourke provided the heroics, scoring on a 24-yard touchdown run with three minutes remaining in the game. Leahy had installed the game-winning play in the BC offense one day before the game. Leahy and five members of the Sugar Bowl championship team would eventually be enshrined in the College Football Hall of Fame (HB O’Rourke, C Chet Gladchuk, E Gene Goodreault, FB Mike Holovak and G George Kerr). A crowd of 100,000 people welcomed the Sugar Bowl victors back to Boston’s South Station, but Leahy would leave Boston College for Notre Dame within a month of the game.

1941 – From a field of 80 candidates, Denny Myers was named Boston College’s new head football coach.



In 1939 Frank Leahy was named head football coach



In 1940 Charlie O'Rourke led BC to a victory in the Sugar Bowl



BC FOOTBALL TIMELINE

1942 – The Eagles were undefeated and ranked No. 1 in the land as they headed into the final game of the season against Holy Cross on Nov. 28. The Crusaders pulled one of the biggest upsets in college football history that day, upending BC by a 55-12 score. Many BC players and fans were so bitterly disappointed that a planned “victory party” at Boston’s Coconut Grove restaurant was canceled. The Coconut Grove was destroyed by fire that night, and 492 people lost their lives.

1943 – Again playing on New Year’s Day, Boston College lost to Alabama in the Orange Bowl, 37-21. One bright point in the game for the Eagles was the play of Holovak, who scored all three BC touchdowns and averaged 15.8 yards every time he touched the football – an Orange Bowl record that stands to this day.

1943-45 – A large number of Boston College players and coaches departed to serve their country in the United States armed forces during World War II. The teams fielded on campus found competition against service teams such as Melville PT and Squantum Naval Air Station.

1946 – Myers returned as head coach after the war and the Eagles undertook a national schedule that included LSU, Tennessee, Mississippi, Oklahoma, Michigan State and Penn State in following years. Two members of that September’s freshman class – linemen Art Donovan and Ernie Stautner – would one day be elected to the Pro Football Hall of Fame. The roster also included lineman Ed King, who, after a brief pro football career, would later be elected Governor of Massachusetts.

1949 – On Nov. 26, Boston College scored its most lopsided victory, 76-0, over annual rival Holy Cross. BC fullback/kicker

Ed Petela scored a record 34 points in the game – four touchdowns and 10 PATs.


1951 – Mike Holovak, who had played professional football with the Los Angeles Rams and Chicago Bears, returned to his alma mater as head coach. He later would be the head coach of the Boston Patriots and long-time general manager of the Houston Oilers.

1956 – After losing to Holy Cross, 7-0, on Dec. 1, Boston College was told that football games will no longer be played at Fenway Park. The school considered dropping the sport.

1957 – On Jan. 23, Boston College President Joseph R. N. Maxwell, S.J., announced the decision to build a new stadium on campus. Athletics Director William J. Flynn and former head coach Joe McKenney led the successful \$250,000 campaign to construct the new facility on the site of a filled-in reservoir on BC’s lower campus. On Sept. 26, Alumni Stadium opened with a game against Navy that had been arranged with the assistance of then-U.S. Senator John F. Kennedy. The visiting Midshipmen spoiled the day, however, with a 46-6 victory before a standing-room-only crowd of 26,000-plus. The referee in the dedication game was the legendary Albie Booth.

1964 – The Eagles knocked off highly ranked Syracuse, 21-14, on Sept. 19 in the season opener as Larry Marzetti hit Bill Cronin with a 45-yard touchdown pass on a fourth-down play as time ran out. A freshman running back for the Orangemen that year was Tom Coughlin.

1968 – Joe Yukica took over as the Eagles’ head coach. He served notice of things to come with a stunning 49-15 win



The 1941 Boston College game program



The 1940 Boston College National Championship team

at Navy in his BC coaching debut. Among the defenders for the Midshipmen in that game was end Tom O'Brien.

1970 – Fred Willis became the first running back in BC grid-iron history to surpass 1,000 yards rushing (1,007) in a 10-game season.

1971 – Alumni Stadium was expanded to 32,000 seats, an artificial surface is installed and lights are added for night play.

1974 – The Eagles, under Yukica and offensive backfield coach Jack Bicknell, were the hottest team in college football down the stretch, outscoring opponents by a 270-27 margin in the season's final six games. FB Keith Barnette was the nation's top scorer with 22 TDs on the season. However, the team's 8-3 record does not attract any bowl invitations to Chestnut Hill.

1975 – The Eagles opened the season with an ABC-TV "Monday Night Football" appearance against Notre Dame at Schaefer Stadium in Foxboro. A record 61,000 fans filled the facility to watch the Irish take a 17-3 victory.

1976 – BC upended seventh-ranked Texas, 14-13, in a thrilling season opener at Alumni Stadium on Sept. 11. A key tackle by Kelly Elias on a Longhorn two-point conversion try with 4:38 remaining in the game proved the difference in this victory, the biggest for a BC team in years.

1978 – The Eagles suffered their worst season in history, losing all 11 games, including a 28-24 loss to Temple in a game played in Tokyo, Japan, on Dec. 10.

1981 – Former BC assistant Bicknell was hired as head coach. He opened the season with a 13-12 home victory over Texas A&M on Sept. 19. Freshman Doug Flutie saw his first action – on one special teams play. Flutie would be named the team's starting quarterback by Bicknell and QB coach Tom Coughlin prior to the Navy game on Oct. 17.

1982 – The Eagles opened the season with a smashing 38-16 victory over Texas A&M in College Station. Two weeks later, BC tied defending national champion Clemson 17-17 at "Death Valley," and once again Boston College football was drawing national attention. After beating Holy Cross 35-10 in the final regular season game, the Eagles were invited to the 1982 Tangerine Bowl in Orlando to play Auburn. Fans watching that game saw two future Heisman Trophy winners: BC's Flutie and the Tigers' Bo Jackson. Auburn won the Dec. 18 game, 33-26.

1983 – The Eagles finished the regular season with a 9-2 record, including the first win over Penn State (27-17 at Foxboro) and a last-minute 20-13 victory over Alabama on a rainy November night in Foxboro that was remembered as the game "that the lights went out." Fortunately, power crews restored electricity just as officials were considering stopping the game and BC went on to score on its final possession to win. The Lambert Trophy champions were matched up against Notre Dame in the Liberty Bowl on Dec. 29 – a game that was played in frigid, icy conditions. Each team scored three touchdowns in that game, but BC missed all of its extra-point tries, while the Irish converted one of three to account for the heart-breaking 19-18 final score.

1984 – Perhaps one of the most storied seasons in Boston College football history, an early highlight was the Eagles' stunning 38-31 victory over Alabama in Birmingham before



In 1976 Kelly Elias helped BC beat Texas with a key tackle



BC FOOTBALL TIMELINE

a national television audience on Sept. 8. The Eagles scored on their final possession of the game to beat the Crimson Tide – an omen of rallies to come. On Nov. 22, at the Orange Bowl, Flutie and Boston College Football went into the storybooks as No. 22 threw a 48-yard “Hail Mary” touchdown pass to WR Gerard Phelan on the game’s final play to give BC a memorable 47-45 victory over the Miami Hurricanes. A week later, Flutie completed one of his final college football goals by throwing a touchdown pass to his brother Darren, a freshman, in the final game of the regular season at Holy Cross on Dec. 1. He then flew to New York City where he was presented with the Heisman Trophy later that night.

1985 – Boston College scored its first postseason victory since the 1941 Sugar Bowl with an impressive 45-28 victory over Houston in the Cotton Bowl on New Year’s Day. The Eagles were ranked No. 4 in the final college football poll and won the Lambert Trophy as Eastern Champions for the second consecutive year.

1985 – Appearing in the Kickoff Classic, the Eagles lost to high-powered Brigham Young, 28-14, in the college football curtain-raiser, but NG Mike Ruth chased Cougar QBs all over the field en route to eventually winning the Outland Award as college football’s top lineman that season.

1986 – After thrashing Holy Cross by a 56-26 score in Worcester on Nov. 22, the Eagles were invited to play Georgia in Tampa’s Hall of Fame Bowl on Dec. 23. There, QB Shawn Halloran hit WR Kelvin Martin with a 5-yard scoring pass with just 32 seconds left in the game to give BC a 27-24 victory. Two months later, Holy Cross abruptly canceled the BC-HC rivalry that had begun in 1896.

1988 – A rebuilt Alumni Stadium with matching upper decks and state-of-the-art press facilities was dedicated in

a nationally televised game against Southern Cal. On Nov. 19, Boston College and Army made sports history by playing the first American college football game in Europe. The Eagles topped the Cadets 38-24 in that contest, played at Dublin’s Lansdowne Road Stadium.


1991 – Former assistant coach Tom Coughlin was hired away from the Super Bowl Champion New York Giants as BC’s newest head football coach. BC played the first BIG EAST Football Conference game at Rutgers on August 31, the coach’s 45th birthday.

1992 – BC scored three consecutive shutout victories (vs. Northwestern, Navy and Michigan State) on the way to an 8-2-1 regular season and a berth in the Hall of Fame Bowl against Tennessee. The Vols won the Sugar Bowl “rematch” by a 38-23 score.

1993 – The Eagles bounced back from losses in the first two games of the year to reel off eight consecutive victories and earn another postseason invitation. Highlighting this drive was a magnificent 41-39 victory at Notre Dame on Nov. 20, when David Gordon kicked a 41-yard field goal with no time remaining to shock the No. 1-ranked Irish. The Eagles’ final 8-3 showing earned them a slot in the Carquest Bowl in Fort Lauderdale where they convincingly beat ACC representative Virginia, 31-13, on New Year’s Day.

1994 – Alumni Stadium was expanded to its current capacity of 44,500 and was completely refurbished. Unfortunately, as had happened on three previous occasions, the Eagles lost the dedication game, this time, 12-7, to Virginia Tech on Sept. 17. BC made up for the loss, however, by scoring an impressive 30-11 victory over Notre Dame in Chestnut Hill on Oct. 8 – the Eagles’ first win in their new lair. BC went on to cap the season with a Christmas Day appearance in the

In 1985 the Eagles won the Cotton Bowl



In 1984 Doug Flutie won the Heisman Trophy



Alumni Stadium in 1988

Aloha Bowl in Honolulu where the Eagle defense led the way to a 12-7 victory over Kansas State.

1995 – Boston College was again invited to participate in the Kickoff Classic at the Meadowlands, but fared no better than in their 1985 appearance and lost to Ohio State by a 38-6 count. All 12 of the Eagles' games were on network television this year.

1996 – Tom O'Brien was named head coach at Boston College on Dec. 13.

1997 – O'Brien recorded his first victory as a head coach on Sept. 13, as BC beat West Virginia, 31-24. It was the first time the Eagles had defeated the Mountaineers in Chestnut Hill since 1976.

1998 – Mike Cloud rushed for a BIG EAST and BC single-season record 1,726 yards to become Boston College's all-time leading rusher with 3,597 yards. He became a consensus first-team All-America selection and a finalist for the Doak Walker National Running Back of the Year Award. The Kansas City Chiefs selected him in the second round of the NFL Draft.

1999 – Boston College engineered the third-best turnaround in major college football by finishing the regular season with an 8-3 record and ranked 22nd nationally. BC received an invitation to play in the Insight.com Bowl, its first postseason appearance since 1994.

2000 – Boston College made its second straight trip to a bowl game as the Eagles defeat Arizona State by a 31-17 score in the Aloha Bowl. William Green became the third-straight Eagles back to rush for 1,000 yards or more in a season and offensive tackle Paul Zukauskas earned first-team

All-America honors and was later picked in the seventh round of the NFL Draft by the Cleveland Browns.

2001 – The Eagles posted an 8-4 record and earned back-to-back bowl game wins with an impressive 20-16 win over Georgia in the Music City Bowl. William Green rushed for 1,559 yards and earned first-team All-America honors. Green (16th, Cleveland) and OT Marc Colombo (29th, Chicago) were selected in the first round of the NFL Draft.

2002 – BC's 51-25 win over Toledo in the Motor City Bowl, an unprecedented third consecutive bowl victory, sent the 2002 senior class out with 32 victories in four years (32-17), tied with the 1981-84 group for the most wins in a four year period in 60 years of Boston College football. One of the top highlights of the season occurred on Nov. 2, when the Eagles marched into Notre Dame Stadium and defeated the previously undefeated, fourth-ranked and green-clad Fighting Irish, 14-7, to end ND's dreams of a national championship.

2003 – On Oct. 12, 2003, BC President William P. Leahy, SJ and Director of Athletics Gene DeFilippo held a press conference to announce that Boston College accepted an offer to become the 12th member of the Atlantic Coast Conference. The 2003 Eagles notched impressive victories over Notre Dame, No. 25 Penn State and No. 12 Virginia Tech en route to winning their 40th game in five seasons, tying an all-time school record. On New Year's Eve, the Eagles appeared in a school-record fifth consecutive bowl game at the Diamond Walnut San Francisco Bowl. Their 35-21 victory over Colorado State made the Eagles the first team in BC football history to win seven or more games for five consecutive seasons and the only team in college football to have won a bowl game the past four years in a row. Senior running back Derrick Knight became BC's all-time rushing leader, finishing his career with 3,725 yards.



Matt Hasselbeck was a two-year starter for BC in the **1990s**



The **1991**, Tom Coughlin was named BC's new head coach

In **1998** Mike Cloud became Boston College's all-time leading rusher

BC FOOTBALL TIMELINE

2004 – The Eagles rolled to another 9-3 season, winning a share of the BIG EAST Conference championship and missing a Fiesta Bowl bid only by a loss to Syracuse on the final day of the 2004 campaign. Senior QB Paul Peterson engineered a thrilling 24-23 victory at Notre Dame with a last-minute 30-yard touchdown pass to Tony Gonzalez setting up the stunning victory. Peterson was injured two weeks later in a win against Temple, but the Utah native returned to the lineup to lead the Eagles to a 37-24 victory over future ACC rival North Carolina in the Continental Tire Bowl in Charlotte.

2005 – After season-opening victories at Brigham Young and Army, Boston College played its first Atlantic Coast Conference game – a nationally-televvised contest against Florida State on Sept. 21. ESPN's "Game Day" crew was on hand to broadcast from campus prior to the much-anticipated ACC match-up. The Eagles lost to Bobby Bowden's powerful Seminoles 28-17 in their league debut, but introduced themselves as a force to be reckoned with in the ACC with a 16-13 overtime victory at Clemson a week later. BC finished with another impressive 9-3 record and went on to play Boise State in the Humanitarian Bowl where they handed the host Broncos a rare defeat, 27-21, on their home blue turf.

2006 – Another successful year for BC Football, as the team finished with a 10-3 record, including a pair of double-overtime victories over Clemson (34-33) and Brigham Young (30-23) on back-to-back September Saturdays. The big news of the year, however, came in December as Coach Tom O'Brien left Chestnut Hill to become head coach at ACC rival North Carolina State. Defensive coordinator Frank Spaziani took over leadership of the team for the Meineke Care Bowl against Navy in Charlotte and recorded his first head coaching victory as linebacker Jolann Dunbar

recovered a Midshipman fumble late in the game and QB Matt Ryan led the Eagles back into scoring range where kicker Steve Aponavicius booted a 37-yard field goal to give BC a narrow 25-24 victory.

2007 – With new coach Jeff Jagodzinski – a former BC offensive line coach and NFL assistant – at the helm, the new-look Eagles rolled off eight straight victories to start the year – the best of them a stunning 14-10 win at Virginia Tech that featured two Matt Ryan touchdown passes in the game's final 2:11 – the game-winner a 24-yard scoring strike to RB Andre Callender with just seconds to play. The victory propelled BC to the No. 2 slot in the national rankings and helped them finish the regular season with a 10-2 mark, earning a spot in the ACC Championship game in Jacksonville vs. Virginia Tech. The Eagles lost to the Hokies, 30-16, in the title game, but bounced back to trim Michigan State, 24-21, in Orlando's Citrus Bowl, giving the team an 11-victory season, the most wins at Chestnut Hill since the legendary Sugar Bowl Championships of 1940.

2008 – As All-America QB Matt Ryan departed for the NFL (he was the first round draft choice of the Atlanta Falcons), the Eagles regrouped quickly to post another 9-3 regular season that included a 17-0 shutout of Notre Dame – the Eagles' sixth consecutive win over the Irish. BC again won the ACC Atlantic Division crown and advanced to the league's title game again where Virginia Tech won a second straight championship at BC's expense. After losing to Vanderbilt, 16-14, in Nashville's Music City Bowl, Jagodzinski looked into NFL job possibilities and departed Chestnut Hill.

2009 – Long-time BC defensive assistant Frank Spaziani became the school's 34th head football coach,

In **2001** William Green rushed for 1,559 yards



The Eagles played their first ACC game in **2005**



Mathias Kiwanuka finished his BC career in **2005** with 37.5 sacks all-time, a record he still holds.



inheriting a team that was picked to finish last in the ACC's Atlantic Division. He led the team to an 8-5 record, earning a spot in San Francisco's Emerald Bowl against Southern California.


2010 – The defensively-powerful Eagles qualified for a school-record 12th consecutive post-season bowl game, returning to San Francisco to meet Nevada in the re-named Kraft Fight Hunger Bowl.

2011 – For the first time in more than a decade, the Eagles slipped below .500 on the season and missed out on post-season play, but BC showed plenty of promise for the future by winning three ACC games – Maryland, North Carolina and Miami – down the home stretch. The season spotlight belonged to two-time All-America LB Luke Kuechly who made a "clean sweep" of national defensive honors, including ACC Defensive Player of the Year, the Bronko Nagurski Trophy, the Butkus Award, the Rotary Lombardi Award and the Lott Impact Trophy after leading all collegiate football players in tackles (191) and solo tackles (102) during the 2011 campaign. Kuechly entered the NFL Draft after his junior season and was selected by the Carolina Panthers in the first round.

2012 – The Eagles slipped to a disappointing 2-10 season, the worst showing since the winless (0-11) season in 1978. At the end of the year, Coach Frank Spaziani was replaced by former Temple head coach Steve Addazio, who was named BC's 35th head coach of football on Dec. 4.

2013 – Addazio wasted no time in returning the Eagles' football program to respectability. After tuning up with a 24-14 victory over feisty Villanova in his BC coaching debut, Addazio led the BC team to a successful seven win season and an invitation to play Pac-12 opponent Arizona in the Advocate v100 Bowl game in Shreveport, La. on Dec. 31 – the Eagles' first post-season appearance since 2010. Along the way, BC scored ACC victories over Wake Forest, Virginia Tech, Maryland and North Carolina State. The 38-21 victory over the Wolfpack on Nov. 16, made the Eagles bowl-eligible and set off an enthusiastic celebration in Alumni Stadium, hailing the program's return to the ranks of college football's upper echelon. Running back Andre Williams was a key contributor to the resurgence, rushing for a school-record 2,177 yards and 18 touchdowns on a workhorse-like 355 carries. That tremendous offensive performance was not only the best of any of the nation's ball-carriers for the year, but also gave the soft-spoken senior entry into one of college football's most elite groupings: the 2000-yard season rusher. Williams was accorded consensus All-America honors; won the Doak Walker Award as the nation's top running back; and became BC's first Heisman Trophy finalist since the glory days of Flutie nearly 30 years earlier.

Note: Reid Oslin was Sports Information Director at Boston College from 1974 until the end of the 1997 football season. He is author of two books on the history of Boston College Football.



LB Luke Kuechly was a two-time All-American **2010, '11**

In **2007** Matt Ryan led the Eagles to a 10-2 record.

In **2013** Andre Williams rushed for more than 2,000 yards, won the Doak Walker Award and was a Heisman Trophy finalist.

ALL-TIME LETTERWINNERS

The following is a list of all Boston College football letterwinners, with, when available, years, uniform number, position and hometown.

A	Aaron, Edward	1928-30	18	HB	Charlestown, Mass.	1962	67	G	Providence, R.I.	
	Abdesmad, Mehdi	2011-12	45	DL	Montreal, Quebec	1994-95	96	DE	Dover, Del.	
	Abilheira, Greg	2009	53	K	Bristol, R.I.	1941, 46-47	37	FB	Swampscott, Mass.	
	Abraham, Anthony	1957-59	52	C	Fall River, Mass.	1978-81	37	FB	Wallingford, Conn.	
	Abraham, Dan	1982-83	26	CB/SS	Somerset, Mass.	1945	12	B	Portland, Maine	
	Adams, Grant	2001-04	5	WR	Glen Rock, N.J.	1966-68	27	HB	Andover, Mass.	
	Addazio, Louie	2013	81	TE	Gainesville, Fla.	Bennett, Leon	1956-58	70	T	Auburn, Mass.
	Ahearn, Joseph	1951-52	4	FB	New York, N.Y.	Bennett, Leonard	2002-03	97	DE	Washington, D.C.
	Ajudua, A.J.	2007	43	FS	Oyster Bay, N.Y.	Bennett, Phil	1971-73	33	TB	Atlantic City, N.J.
	Akins, Kevin	2005-08	7	DB	Lansdale, Pa.	Bennett, Stephen	1956-58	71	T	Auburn, Mass.
	Albright, Alex	2006-07, 09-10 (Capt. '10)	98	DE	Cincinnati, Ohio	Bennett, William	1929-31	21	T	Brighton, Mass.
	Aleckna, Joseph	1922, 24-26	11	T	Dorchester, Mass.	Bentzel, Pat	1972	84	DE	Bordentown, N.J.
	Aiford, Darrell	1936-39	76	OL	Fredericksburg, Va.	Bequet, Ray	1979	61	OT	Massapequa, N.Y.
	Aird, Donald	1956-58	20	QB	Somerville, Mass.	Bergin, Stephen	1893	54	LB	Waltham, Mass.
	Allen, Arthur	1935-38	16	B	Newport, R.I.	Berglund, Dan	2005	21	LB	Shorewood, Minn.
	Allen, Vinny	1977	93	WR	Delphi, Md.	Berridge, Larry	1970-72	21	QB	Garfield Heights, Ohio
	Almeida, Dave	1974-76	7	DHB	Acushnet, Mass.	Bessette, Douglas	1999, 2001-02	18	T	Bridgewater, Mass.
	Almeida, Edward	1893			Somerville, Mass.	Bertolini, Valentino	1954-56	87	DL	Riverside, N.J.
	Aloi, Rick	1973-75	55	C	Liverpool, N.Y.	Betancou, Seth	2013	64	TE	Holliston, Mass.
	Alston, Doug	1977-80	19	S	Washington, D.C.	Bicknell, Bob	1989-90	67	C	Holliston, Mass.
	Alston, Gene	1988	36	RB	West Medford, Mass.	Bicknell, Jack Jr.	1981-85	66	C	Holliston, Mass.
	Alves, William	1955-56	12	QB	Somerville, Mass.	Biestek, Bob	1980-82	40	FB	Meriden, Conn.
	Amabile, John	1928-30	3	C		Biestek, James	1986-89	52	DT	Meriden, Conn.
	Arnold, Alex	2010-13	83	C	Greenfield, Mass.	Biestek, Robert	1983	40	FB	Meriden, Conn.
	Anson, Larry	2003-06	9	SS	Hialeah, Fla.	Bismarck, Andrew	1936-38	33	B	Natick, Mass.
	Anson, Edward	1932-34	24	E	Waltham, Mass.	Blackmon, Will	2002-05	1	CB	Cranton, R.I.
	Anderson, Greg	2006	37	WR	Abington, Mass.	Blaha, Henry	1963-65	20	HB	Baltimore, Md.
	Anderson, Jamall	1995	3	RB	Tampa, Fla.	Blair, John	1964-65	9	QB	New Britain, Conn.
	Anderson, Jun	1987-90	37	LB	Springfield, Mass.	Blake, Thomas	1931-33	20	HB	Brighton, Mass.
	Anderson, Lars	2008-11	87	TE	Winter Springs, Fla.	Blanchard, James	1941	47	C	Arlington, Mass.
	Anderson, Paul	2005-08	19	DB	Staten Island, N.Y.	Blandini, Hugo	1935-37	42	C	
	Anderson, Ted	1969	39	DB	Naugatuck, Conn.	Blank, Charlie	1970	14	LB	Pleasantville, N.Y.
	Andiorio, Kent	1969-71	56	C	Pittsburgh, Pa.	Bleeker, Brett	1993	19	K/P	Stuart, Fla.
	Andrachik, Gary	1966-68 (Capt. '68)	60	LB	Cleveland, Ohio	Blevins, Nicholas	1998	37	OLB	Westlake, Ohio
	Andrien, Steve	1981	32	FB	Newtown Square, Pa.	Blount, Markell	1994, 96-97	90	LB	Mattapan, Mass.
	Andrusis, Leonard	1953-55	11	T	Lowell, Mass.	Blute, Peter	1976	37	DE	Shrewsbury, Mass.
	Anevski, Tom	2006-07	67	OG	Cincinnati, Ohio	Boek, Codi	2008-10	13	QB/FB	Fair Oaks, Calif.
	Angel, Ralph	1970	62	OT	Verona, Pa.	Bogolian, Ike	1977	30	HB	Massena, N.Y.
	Anken, Mark	1987-90	66	OG	Rome, N.Y.	Bohner, William	1930	16	QB	Roxbury, Mass.
	Antonellis, Dominic	1980-62	70	C	Watertown, Mass.	Bolden, Curtis	2000-01	26	LB	Dorchester, Mass.
	Antos, Ceslaus	1928-30	14	HB	Salem, Mass.	Bond, Edward	1926, 28-30	12	QB	Everett, Mass.
	Anzalone, Steve	1974-76	60	DT	Everett, Mass.	Bord, Hugh	1917			
	Aponavicius, Steve	2006-09	83	PK	Easton, Pa.	Bonistalli, John	1969-70	81	SE	Floral Park, N.Y.
	Appiah, Dominic	2011-12	95	DL	Somerset, N.J.	Borich, Kieran	2012	55	DL	Bronxville, N.Y.
	Ard, Pat	1986	94	TE	Watchung, N.J.	Borelli, Mark	1992-93	74	OG	Philadelphia, Pa.
	Arndt, Bryan	1957-99	86	TE	Pittsburgh, Pa.	Borsari, Alan	1965-67	51	C	Wareham, Mass.
	Asprilla, Manuel	2011-13	21	DB	Everett, Mass.	Bosa, John	1983-86 (Capt. '86)	97	DT	Keene, N.H.
	Aungst, Jerry	1970-72	70	OT	Lowell, Mass.	Boudreau, Paul	1971	11	OG	Arlington, Mass.
	Austin, Edward	1915-16	6	HB	Cambridge, Mass.	Boudreau, Walter	1940-42	11	QB	Cambridge, Mass.
	Avery, Earl	1933-35	6	HB	Plymouth, N.H.	Bougas, Tom	1970-71	35	HB	Camillus, N.Y.
	Ayers, Johnny	2004-07	46	P	Dakota, Va.	Bouley, Gilbert	1941-42	17	T	Jewitt City, Conn.
	Aznoovorain, David	1943			Medford, Mass.	Bouley, Lawrence	1942	18	B	Jewitt City, Conn.
						Bourke, Matt	1967-69	70	OT	Weymouth, Mass.
						Bourke, Walter	1947-49	90	QB	Park Ridge, Ill.
						Bowden, Francis	1914	B	Lynn, Mass.	
						Bowler, Francis	1918			
						Bowles, Benjamin	1897			Whitman, Mass.
						Bowman, Marcellus	2006-09	8	FS	Girard, Ohio
						Boyd, William	1942	13	B	Watertown, Mass.
						Boyd, Ivan	1991-93	83	FL	Canton, Ohio
						Boyd, Stephen	1991-94 (Capt. '94)	50	ILB	Valley Stream, N.Y.
						Brace, Ron	2005-08	60	DT	Springfield, Mass.
						Bradley, Garrett	1991	21	DB	Hingham, Mass.
						Bradley, Scott	1998-2001 (Capt. '01)	54	LB	Hanover, Mass.
						Brady, Charles	1915			Providence, R.I.
						Branca, Robert	1958	75	T	Swampscott, Mass.
						Brand, Greg	1971-73	60	OG	Cambridge, Mass.
						Brandon, Edmund	1911-14			West Medford, Mass.
						Brawley, John	1918	22		West Seneca, N.Y.
						Bremer, Joe	1976	5	QB	SE Bloomfield Hills, Mich.
						Brennan, Brian	1980-83	13	SE	Bloomfield Hills, Mich.
						Brennan, Charlie	1989-92	28	WS	Bloomfield Hills, Mich.
						Brennan, James	1911-13			Cambridge, Mass.
						Brennan, John	1931-34	17	G	Charlestown, Mass.
						Brennan, John	1963-70	72	OT	Charlestown, Mass.
						Brennan, Thomas	1935	7	QB	Brockton, Mass.
						Brennan, Thomas	1942, 46-48			Vineyard Haven, Mass.
						Brewin, John	1893-96 (Capt. '95)			Marlboro, Mass.
						Brick, Frank	1893-96			Dorchester, Mass.
						Brickley, Joseph	1916	5		
						Bridges, William	1918			
						Briggs, Mel	1971-73	22	FL	Nashua, N.H.
						Britten, Dan	1990-92	79	OT	Tewksbury, Mass.
						Brochu, Francois	2001-02, 04-05	81	LS/TE	Lennoxville, Mass.
						Broderick, Edward	1980-82	56	DT	Milton, Mass.
						Brokaw, Brandon	2002	30	RB	Morrisville, Pa.
						Bronner, John	1985-88	90	FB	Trenton, N.J.
						Brooks, A.J.	2004, 06-07	28	TB	Orlando, Fla.
						Brophy, Charles	1918			
						Brosnahan, Daniel	1951-53	HB		Dorchester, Mass.

Brosnan, Austin	1928-30	6	G	Lowell, Mass.	Challenger, Kevin	2005-07	84	WR	Montreal, Quebec
Broskie, Gregory	1966-71	87	DE	Middletown, R.I.	Chamberlin, Frank	1996-99	44	LB	Mahwah, N.J.
Brown, Anthony	1976-78	15	RB	Middletown, Conn.	Chaplick, Bill	1976-77, 79	55	C	Ansonia, Conn.
Brown, Gene	1973-76	31	OLB	Manchester, N.H.	Charlton, Nick	2010 (manager)			Salem, Mass.
Brown, Howard	1981	25	RB	New York, N.Y.	Charlton, Richard	1951-53		HB	Boston, Mass.
Brown, Ricky	2002-05	55	LB	Cincinnati, Ohio	Cherilus, Gosdar	2004-07			
Brown, William	1957-58	21	QB	Malden, Mass.	Cherry, Marcus	(Capt.) '07	77	OT	Somerville, Mass.
Browne, Gordon	1971-79	79	FB	Wills, Mass.	Chesnutvick, Peter	1986-89	26	FL	Washington, D.C.
Browne, James	1983-84	32	FB	Pontiac, Mich.	Chesterman, William	1930-32	3	HB	Nashua, N.H.
Bryan, Walter	1935-37	21	B	North Quincy, Mass.	Chevillot, James	1901			Newton/Lower Falls, Mass.
Brzezinski, Doug	1995-98				Chiellini, Henry	1964-65	71	T	Albany, N.Y.
	(Capt. '98)	74	OL	Livonia, Mich.	Chicko, Brett	1935-37	60	HB	East Boston, Mass.
Bucci, Dave	1971-72	38	FL	Syracuse, N.Y.	Chisholm, Howard	1986-88	87	TE	Norwell, Mass.
	(Capt. '72)	42	WR	Havertown, Pa.	Chmura, Mark	1942	32	C	Dorchester, Mass.
Buchanan, Dennis	1974-76, 78	48	FL	Medford, Mass.	Chouinard, Robert	1988-91	89	TE	South Deerfield, Mass.
Buckley, Henry	1928-30	2	E	Medford, Mass.	Churchward, John	1946-49		C	Salisbury, Mass.
Buckley, John	1959-61	75	T	Medford, Mass.	Cignetti, Peter	1908-10			Roxbury, Mass.
Buckley, Thomas	1935-37	27	T	Malden, Mass.	Ciocci, Louis	1937-39	12	FB	Malden, Mass.
Budness, Jim	1978-81	38	LB	Chicopee, Mass.	Cipot, Steven	1950-62	65	G	Providence, R.I.
Budzinski, Robert	1963-65	43	HB	Salem, Mass.	Ciprot, Steve	1969-71	74	DT	Orleans, N.Y.
Bullock, Mike	1996	5	WR	Dallas, Texas	Cirino, Pedro	1996-99			
Bulman, Tim	2001-04					(Capt. '99)	3	DB	Jersey City, N.J.
	(Capt. '04)	96	DL	Boston, Mass.	Ciurulo, Mark	1978-80	77	OT	Providence, R.I.
Bumpus, Mike	1987-90	63	OG	North Easton, Mass.	Ciurciu, Vincenzo	2001-02	40	LB	Paramus, N.Y.
Burch, Ryan	1998-2000	96	RB/LB	Lutherville, Md.	Claiborne, Thomas	2008-10	78	OG	Randolph, Mass.
Burke, Jamal	1999-2002	84	WR	Brookton, Mass.	Clancy, Nick	2009-12	54	LB	Plainfield, Ill.
Burke, John	1911-14			South Natick, Mass.	Clark, Waldy Jay	1990-91	29	CB	Cambridge, Mass.
Burke, Kevin	1943				Clasby, Edward	1946-49		B	Natick, Mass.
Burlingame, Mark	1973	76	DT	North Syracuse, N.Y.	Cleary, Emmett	2009-12			
Burns, Edward	1942, 46-47	33	B	Arlington, Mass.		(Capt. '12)	77	OG	Arlington Heights, Ill.
Burns, Jeff	2005	53	DE	Basking Ridge, N.J.	Clemente, Brian	1973-74			
Butler, Edward	1963-65	4	C	Brookton, Mass.		(Capt. '74)	50	ILB	Loudonville, N.Y.
Bykowski, John	1972	44	SE	River Edge, N.J.	Clemente, Kevin	1969-71			
Byrne, James	1937-39		E	Newton, Mass.		(Capt. '71)	58	LB	Loudonville, N.Y.
Byrne, William	1959-61	62	G	Monclair, N.J.	Clifford, Rob	1992-95	25	FS	Hanson, Mass.
					Clinton, John	1925-27			Frammingham, Mass.
					Cloud, Mike	1995-98	21	RB	Portsmouth, R.I.
					Cochrane, James	1929-30	71	G	Allentown, Pa.
					Cochrane, John	1928			Brighton, Mass.
					Coccorochio, Francis N.	1948-50			
					Coen, Philip	(Capt. '50)		RG	Newport, R.I.
						1950-52		C	Newton, Mass.
						1952-54	65	C	Rosindale, Mass.
						1922-25	26	QB	Dedham, Mass.
						1927-28			
						1928-30	49	QB	Dedham, Mass.
						1956-58	40	HB	Quincy, Mass.
						1994-96	73	DL	O'Fallon, Ill.
						2010-12	14	WR	Bronx, N.Y.
						1993-96			
						(Capt. '96)	99	DE	Bronx, N.Y.
						1934-98	73	OL	Raynham, Mass.
						1966	66	G	Hyde Park, Mass.
						1893			Marion, Mass.
						1916	24	LG	Quincy, Mass.
						1998-2001			
						(Capt. '01)	75	OL	Bridgewater, Mass.
						1999	57	LB	Vero Beach, Fla.
						(Capt. '73)	54	LB	Wenonah, N.J.
						1969-70	43	FB	Lyons, N.Y.
						2001-02	43	FB	Dorchester, Mass.
						1993	28	RB	Brockton, Mass.
						1919-22			
						(Capt. '21)	5	LE	Worcester, Mass.
						1942	21	B	Dorchester, Mass.
						1915			Dorchester, Mass.
						1973-74	19	QB	Dorchester, Mass.
						1961-63	3	QB	Dorchester, Mass.
						1993	1	SE	Lawrence, Mass.
						1971-73			
						(Capt. '73)	68	OG	Ansonia, Conn.
						1912			
						1934-36	56	FB	
						1918			
						1961-63	51	C	Manlius, N.Y.
						1936-38	7	T	Dorchester, Mass.
						1966	37	HB	Pittsburgh, Pa.
						1941-42	24	B	Norwalk, Conn.
						1940-42	30	B	Norwalk, Conn.
						1959	50	C	Hull, Mass.
						1936-38	19	T	Lynn, Mass.
						1956-57	30	FB	West Roxbury, Mass.
						1931-32	18	G	South Boston, Mass.
						2001-02	74	C	Wallingford, Pa.
						1932-33	7	E	
						1977	8	OLB	Brighton, Mass.
						1944-45	36	B	Pittsfield, Mass.
						1927-28	6	C	Everett, Mass.
						1929-30	19	E	Everett, Mass.
						1976-79	34	FB	Haverhill, Mass.
						1929			Medford, Mass.
						1914			
						1997-99-2000	65	OT	Walpole, Mass.

ALL-TIME LETTERWINNERS

Cook, Paul	2000-03	27	FS	Berea, Ohio	Davis, Kevin	1990-91	79	C/OG	Somerdale, N.J.
Cookson, John	1968	10	DB	Biddeford, Maine	Davis, Mondell	1967-69	51	LB	Stamford, Conn.
Cooney, Patrick	1981-83	74	OT	Bridgeport, Mass.	Davis, Owen	1893-95			
Cooper, John	1978-81	10	K/SP	Concord, Mass.	Davis, Peter	1929-31	22	HB	Frammingham, Mass.
Corbolla, Joe	1967, 69-70	22	DHB	Roosevelt, N.Y.	Davis, Wes	2006, 08-10	45	S	El Cajon, Calif.
Corbett, Ronald	1939-40	52	C	Revere, Mass.	Dawson, Patrick	1910-13			East Boston, Mass.
Corbett, Steve	1971-73	52	C	Dover, N.H.	Dee, John	1913			Cambridge, Mass.
Corcoran, Frank	1923			Wakefield, Mass.	Dee, Joseph	1915, 17	21	QB	Cambridge, Mass.
Corcoran, John	1921-22	23		Brookline, Mass.	Dee, Thomas	1915-17			
Corcorchia, Francis	1926-30	15	T	East Boston, Mass.	DeFelice, Frank	1962-64	50	C	Winthrop, Mass.
Cordeau, Dan	1978	73	OT	Saugus, Mass.	DeFranco, Joe	1986-88	29	DB	Sudbury, Mass.
Corey, Jack	1991	37	FL	Cincinnati, Ohio	Degnan, Mike	1984-86	98	DT	Norwood, Mass.
Cornwell, Tom	2001 (manager)			Elkton, Va.	DeGraw, Edward	1956-58	61	G	Norwich, Conn.
Corrigan, Mike	1968, 70	66	G	Cleveland, Ohio	Deines, Jim	1988-89	25	SE	Topeka, Kan.
Corrigan, Philip	1917-20			Dorchester, Mass.	Delaney, Roy	1950			Westerly, R.I.
Costello, Kevin	1998-99	38	DB	Topsfield, Mass.	DeLeonardis, Richard	1965-66	27	HB	Pittsburgh, Pa.
Cote, Robert	1950-52		FB	Biddeford, Maine	DeLatorne, Dan	1972 (manager)			Jamaica, N.Y.
Cotter, James	1955-58	80	E	Dorchester, Mass.	Dell'Aquila, Michael	2009	42	DB	Rocky Hill, Conn.
Cottet, Gary	1972	39	OLB	Syracuse, N.Y.	Della Villa, Paul	1965-66, 68	10	HB	Schenectady, N.Y.
Couhig, David	1932-34				Delwiche, Mike	1990	33	SS	Troy, Ohio
Couhig, Philip	(Capt. '34)	37	G	Beverly, Mass.	Dempsey, Kevin	1979	29	WR	Scarsdale, N.Y.
	1930-32				DeNucci, Joe	1991-92	40	RB	West Newton, Mass.
	(Capt. '32)	1	T	Beverly, Mass.	DeOssie, Steve	1980-83	99	LB	Rosindale, Mass.
Cousineau, Francis	1949, 54-55	75	T	Watertown, Mass.	Dergay, Nicholas	1934-36	39	HB	Cambridge, Mass.
Coward, Edward	1939-39	11	QB	Dorchester, Mass.	DeRobbio, Albigh	1948, 50		RT	Providence, R.I.
Cowling, David	1932-34				DeRosa, Wilfred	1946-48		B	Everett, Mass.
Coyne, John	1998 (manager)				DeRosa, William	1944-45			
Crane, Chris	2006-08	10	QB	Mechanicsburg, Pa.	DeSilva, Edward	1953-55	42	HB	West Warwick, R.I.
	(Capt. '08)	10	QB	Mechanicsburg, Pa.	Deska, Brendan	2007-09	19	DT	Orlando, Fla.
Crane, Kevin	2000	94	DE	Wixom, Mich.	DeVaux, Chris	1991	19	K	Westboro, Mass.
Craig, Paul	1953		FB	Arlington, Mass.	Dewalt, Dedrick	1998-2001	11	WR	Chicago, Ill.
Craigen, John	1969		HB	Peabody, Mass.	Dherbe, Albert	1969-71	55	LB	Sturbridge, Mass.
Cramer, Herman	1901-02				Dickie, Emerson	1953-55		E	Malden, Mass.
Craven, Thomas	1915			Dorchester, Mass.	DiCosmo, Anthony	1996-98	11	WR	Fair Lawn, N.J.
Crawford, Frank	1893			South Boston, Mass.	Dierkas, Herman	1894-95			Dorchester, Mass.
Crawford, Vic	1979-82	5	WS	Detroit, Mich.	DiGermino, Paul	1987-88	14	DE	Fitchburg, Mass.
Creat, William	1922-25	29	QB	Peabody, Mass.	DiGiugliemo, Joseph	1961	67	G	Revere, Mass.
Creat, William	1922-28				Dillon, David	1924-27	46	T	Ashmont, Mass.
Creeden, Patrick	1926-29	1	B	Brockton, Mass.	DiMezza, Martin	1963-65	60	G	East Haven, Conn.
	(Capt. '29)	1	B	Baltimore, Md.	Diminick, Joseph	1946-49		B	Kulpmont, Pa.
Cremin, Richard	1963-64	63	C		DiNatale, Anthony	1935-37	52	QB	Belmont, Mass.
Crimmins, Dan	2016	18	WR	Closter, N.J.	DiPesa, Frank	1928-30	35	G	Revere, Mass.
Crittenden, Derrick	1996-99	9	WR	Annamdale, Mass.	DiPietro, Rudy	2002	67	OT	Westbrook, Maine
Crocker, Lou	1988-89 (manager)				DiSanzo, Alexander	2009	44	LB	Fair Lawn, N.J.
Crocker, Robert	1894-97			Weymouth Centre, Mass.	Distaso, Kevin	2009	38	LB	North Reading, Mass.
Cronan, Peter	1973-76				Divenant, John	1927-30			
	(Capt. '76)	57	ILB	Frammingham, Mass.	DiVito, Joseph	1965-67			
Cronin, Edward	1944-45	13	B	Brighton, Mass.		(Capt. '67)	3	QB	Lynn, Mass.
Cronin, John	1923-26	20	HB	Putnam, Conn.	Divitto, Steele	2010-13	49	LB	Ridgefield, Conn.
Cronin, Thomas	1913-14				Dixon, John	1928-30			
Cronin, William	1922-25	8	HB	Hingham, Mass.		(Capt. '30)	1	E	Norwood, Mass.
Cronin, William	1963-64				Dodd, Horace	2002-03	28	RB	Hamden, Conn.
	(Capt. '64)	80	E	North Reading, Mass.	Does, Robert	1893-95			
Crosson, Anthony	2003	79	OT	North Brunswick, N.J.	Doherty, Chuck	1983	48	LB	Waterville, Maine
Crowley, Charles	1951		HB	Quincy, Mass.	Doherty, Edward	1941-43			
Crowley, James	1918			West Roxbury, Mass.		(Capt. '43)	12	QB	Andover, Mass.
Crumph, Harry	1960-62	33	FB	Westboro, Mass.	Doherty, John	1954-56	74	T	West Roxbury, Mass.
Cullen, Walter	1968-69	63	OG	Peabody, Mass.	Doherty, Richard	1979	59	OT	Plymouth, Mich.
Cummings, Frank	1908-10			Cambridge, Mass.	Donlan, William	1955	99	QB	Brighton, Mass.
Cummings, Frank	1936-38	30	B	Milton, Mass.	Donovan, Kevin	1991	99	OLB	Princeton, N.J.
Cunniff, Joe	1973-76	51	OLB	Medford, Mass.	Dombrowski, Shawn	1983-86	44	SE	Erie, Pa.
Cunningham, Kevin	1968	74	OT	Milton, Mass.	Domnick, Andrew	1935-36	21	T	Manchester, N.H.
Curley, Robert	1916	16	TE		Donahue, Charles	1931-32			
Curran, Joseph	1932-34	3	F	South Boston, Mass.	Donahue, John	1922-25			
Curran, Michael	1928-30	9	C	Charlestown, Mass.		(Capt. '25)	19	T	Peabody, Mass.
Curran, Robert	1932-34	15	HB	South Boston, Mass.	Donahue, Edward	1925-28	9	G	Peabody, Mass.
Curran, Donald	1940-42	34	E	Mansfield, Mass.	Donahue, Paul	1932-34	36	G	
Curry, Joseph	1915-17	31	Newton Lower Falls, Mass.	Donelan, George	1943-45	47	C	Roxbury, Mass.	
Curry, Mike	1977-78	3	HB	Hartford, Conn.	Donlon, William	1954	25	QB	Brighton, Mass.
Cusick, Arthur	1918				Donnellan, Charles	1921-23			
Cutler, Christopher	1930-32	71	HB	Boston, Mass.	Donohoe, John	1909			
					Donovan, Arthur	1946-49	70	T	Bronx, N.Y.
					Donovan, Jerome	1960-62	77	T	Arlington, Mass.
					Donovan, Kevin	1989-90	99	OLB	Princeton, N.J.
					Donovan, William	1965	30	FB	Coaldale, Pa.
D'Ambrosio, David	2006	23	QB	Corte Madera, Calif.	Dochan, Michael	1950-52		T	Malden, Mass.
Dacey, William	1910				Doran, John	1950-52		G	Arlington, Mass.
Dakesian, Sahag	1948 (senior manager)			Somerville, Mass.	Dougan, John	1931-33	14	HB	Manchester, N.H.
Daley, D. Leo	1912-15 (Capt. '13)			Dorchester, Mass.	Dunbar, Jolonn	2004	40	LB	Syracuse, N.Y.
Daly, John	1962	3	QB	Cambridge, Mass.	Duran, Ed	1986-89	5	WS	North Bergen, N.J.
Dancewicz, Gary	1968-70	20	DHB	Lynn, Mass.	Dowd, George	1921-23	21		Somerville, Mass.
Daniels, Dujuan	1998, 2000, 02	32	DE	Indianapolis, Ind.	Dower, Francis	1924-27	63	E	Norwood, Mass.
Daniels, Larry	1968	82	DB	Stonoham, Mass.	Dower, William	1924-25, 28			
Daniels, Steven	2012-13	52	LB	Cincinnati, Ohio	Downes, Harry	1960-62	83	E	Dedham, Mass.
Danker, Dave	1971-72	86	TE	Albany, N.Y.	Downes, Harry	1929-31	4	C	Medford, Mass.
Dapra, Steve	1999	17	WR	Oakmont, Pa.	Doyle, Fredrick	1910			Roxbury, Mass.
Darcy, James	1969	60	OG	Milton, Mass.	Doyle, James	1918-21			
Darling, Charles	1921-24				Doyle, Matthew	1908-10			
	(Capt. '23)	30	FB	Minneapolis, Minn.	Doyle, William	1922-23	10	G	
Darone, Pasquale	1941-42, 46	6	G	Malden, Mass.	Dragos, Scott	1994-97	83	TE	Rochester, Mass.
Davenport, Ted	2012	38	DB	Medway, Mass.	Drexhage, Neil	2007 (manager)			Fiskdale, Mass.
Davidson, William	1916				Driscoll, Art	1972-73	65	OG	Fall River, Mass.
Davis, Bryan	2012	60	OL	Lithia Springs, Ga.	Driscoll, Edward	1934-36			Woburn, Mass.
Davis, Dominique	2008	15	QB	Lakeland, Fla.	Drowley, Joseph	1902			
Davis, Tim	1996-98	27	DB	Dublin, Va.	Drum, Joseph	1893			Boston, Mass.
Davis, Frank	1939-40	33	FB	Somerville, Mass.					

Drummery, James	1913				
Dubzinski, Walter	1940-42	37	G	Gardner, Mass.	
Dubzinski, Walter	1962-63	36	FB	Gardner, Mass.	
Dudeck, Dave	2012-13	26	RB	Princeton, N.J.	
Dudinck, Ken	2001-02	59	K	Linwood, N.J.	
Duffy, Bernard	1926-28	20	B	Cambridge, Mass.	
Duffy, James	1912-15 (Capt. '15)	67	G	Cambridge, Mass.	
Duffy, Jim	1967			North Scarsdale, N.Y.	
Duffy, Raymond	1920-23				
Duffy, William	1932-34			Taunton, Mass.	
Duggan, James	1957-58	41	FB	Maynard, Mass.	
Duggan, Matthew	1910			Somerville, Mass.	
Duggan, Sean	2011-13	34	LB	Cincinnati, Ohio	
Dukes, Chuckie	1991-92	33	RB	Albany, N.Y.	
Dullea, Maurice	1914-16				
	(Capt. '16)	1	RT	South Boston, Mass.	
Dumas, Albert	1924-26	32	E		
Dunbar, Jo-Lonn	2005-07				
	(Capt. '06-'07)	40	LB	Syracuse, N.Y.	
Dunbar, Lemuel	1920, 23-24	61	T	Dedham, Mass.	
Dunn, Jim	1970		DHS	Carlstadt, N.J.	
Duran, Edward J.	1989	5	WB	North Bergen, N.J.	
Durant, Michael	1924-27	64	T	Dorchester, Mass.	
Durham, Russell	1989-92	85	OLB	Willow Grove, Pa.	
Dyer, Rich	1978-81	6	S	Washington, D.C.	
Dyer, Ronald	1959	40	HB	Hamden, Conn.	
Dykes, Kevin	2001-02	25	RB	Orange, Calif.	
Dziama, Gregg	1969-71	54	DE	Natick, Mass.	
Dziama, Jeff	1976-79				
	(Capt. '79)	52	LB	Framingham, Mass.	

E

Edeballi, Kasim	2010-13				
	(Capt. '13)	91	DE	Hamburg, Germany	
Eden, Thomas	1944				
Edmonds, Bobby	1995-97	41	LB	Port Reading, N.J.	
Edson, Ted	1988 (senior trainer)				
Egan, Edward	1918				
Egan, John	1966-68	52	C	New Milford, N.J.	
Egan, Patrick	1918				
El Nokali, Karim	2005	14	QB	Pittsburgh, Pa.	
Eisenhauer, Lawrence	1958-60	74	T	Huntington, N.Y.	
Elbery, Francis	1921-24	4	G	Brighton, Mass.	
Elias, Kelly	1974-77				
	(Capt. '77)	23	OLB	Hackensack, N.H.	
Elliot, Joseph	1944-45				
Elliott, Donte	2011-12	30	WR	Houston, Texas	
Elliott, John	2011			East Meadow, N.Y.	
Ellis, Robert	1997, 99-2000	82	TE	Baytown, Texas	
Ellison, Dave	1970-72				
	(Capt. '72)	32	LB	Holyoke, Mass.	
Emmons, William	1951-52			Tampa, Fla.	
Englert, Charlie	1944	52	P/B	West Roxbury, Mass.	
English, Rupert	1994-96	24	DE	Waltham, Mass.	
English, William	1944-45	54	B	Winthrop, Mass.	
Erwin, Terry	1965-67	22	HB	Beverly, Mass.	
Esposito, Mike	1972-74				
	(Capt. '74)	26	HB	Wilmington, Mass.	
Evans, Mike	1965-67	50	C	Pittsburgh, Pa.	
Evans, Spiffy	2011-13	7	WR	Hollywood, Fla.	
Everson, Steve	1994-95	1	WR	Valdosta, Ga.	
Ezmut, Alphonse	1931-33	44	T	Salem, Mass.	

F

Fahey, Ed	1986	78	OT	Glen Cove, N.Y.	
Fallon, Frederick	1911-12				
Fallon, Michael	1967-69		DB	Niantic, Conn.	
Falvey, Walter	1915-17			Brighton, Mass.	
Farrell, John	1946-49		B	West Roxbury, Mass.	
Fassel, Mike	2002-04	11	K	Ho Ho Kus, N.J.	
Felker, Tim	2007 (manager)	10	QB	Burlingame, Calif.	
Fenlon, William	1933				
Fenlon, William	1934-35	13	QB	Haverhill, Mass.	
Ferdenzi, Attilio	1934-36	22	HB	Ashland, Mass.	
Ferdenzi, Edward	1944-45	30	B	Ashland, Mass.	
Ferguson, Bill	2009-10	58	DL	Weston, Mass.	
Ferguson, William	1944	37	FB	Ogdensburg, N.Y.	
Ferrymole, Norman	1918				
Ferraro, Joe	1978-81	57	MG	Killingworth, Conn.	
Ferris, Gene	1968	54	LB	Mattapan, Mass.	
Filt, Richard	1959				
Finch, Rolandan	2009, 11-12	28	RB	New Albany, Ind.	
Finn, Aloysius	1909-11			Cambridge, Mass.	
Finn, Ed	1975-76	90	TE	Medford, Mass.	
Florentino, Albert	1940-42	35	G	Watertown, N.Y.	
Florentino, Edward	1942	23	E	Everett, Mass.	
Fisher, Greg	1995-96	94	DL	Cosville, Pa.	
Fitzgerald, Bob	1984		QB	Methuen, Mass.	
Fitzgerald, Charles	1914-17 (Capt. '17)		FB	Dorchester, Mass.	
Fitzgerald, George	1911-12			Cambridge, Mass.	
Fitzgerald, James	1937-39	48	B	Malden, Mass.	
Fitzgerald, John	1913-14			Rockland, Mass.	
Fitzgerald, John R.	1967-69	76	DT	Southbridge, Mass.	

Fitzgerald, John	1970		LB	Dorchester, Mass.	
Fitzgerald, Joseph	1924-27	18	FB	Boston, Mass.	
Fitzgerald, Stephen	1914-15				
Fitzgerald, Walter	1943			Dorchester, Mass.	
Fitzgibbons, Francis	1962-63	53	C	Worcester, Mass.	
Fitzpatrick, Francis J.	1902			Charleston, Mass.	
Fitzpatrick, James	1916-17, 19-20	15	HB	Meriden, Conn.	
Fitzpatrick, T.J.	1982	28	LB	Gettsda, Md.	
Fitzpatrick, Thomas	1908			Roxbury, Mass.	
Fitzpatrick, William	1955	53	C	White Plains, N.Y.	
Fitzpatrick, William	1960-62	30	FB	Auburn, N.Y.	
Flaherty, Leonard	1948-49		G	Saugus, Mass.	
Flaherty, Michael	1983 (manager)				
Flaherty, Patrick	1908-10			Dorchester, Mass.	
Flaherty, Patrick	1918				
Flaherty, Paul	1933-35	5	HB	Woburn, Mass.	
Flaherty, Sean	2009-12	57	LS	Loveland, Ohio	
Flaherty, Thomas	1909				
Flanagan, John	1958-58	82	E	Dorchester, Mass.	
Flanagan, John	1960	85	E	Swampscott, Mass.	
Flanagan, John	1963	85	G	Fairfield, Conn.	
Flanagan, Robert	1951-52		E	Brockton, Mass.	
Flanagan, William	1961-62	21	HB	Fairfield, Conn.	
Fleck, Greg	1970-71	75	DT	Hull, Mass.	
Fleigner, Carl	1960, 62	86	E	Providence, R.I.	
Fleming, Jeff	1968		DB	Hyde Park, Mass.	
Fleming, John	1962	23	HB	Dorchester, Mass.	
Fleming, William	1912-15			Brighton, Mass.	
Fletcher, Donnie	2008-11				
	(Capt. '11)	4	CB	Cleveland, Ohio	
Flores, Brian	2000-03	36	LB	Brooklyn, N.Y.	
Florio, Louis	1953			Dorchester, Mass.	
Flutie, Billy	2007-10	14	QB/WR	Natick, Mass.	
Flutie, Darren	1984-87	24	FL/SE	Natick, Mass.	
Flutie, Doug	1981-84	22	QB	Natick, Mass.	
Flynn, Maurice	1893-95 (Capt. '94)			East Boston, Mass.	
Flynn, William	1936-38				
	(Capt. '38)	13	E	Boston, Mass.	
Fogarty, Walter	1901			Roxbury, Mass.	
FoiCarelli, Anthony	1955-56	52	C	Johnston, R.I.	
Foley, Edward	1964-65	5	QB	Woburn, Mass.	
Foley, Glenn	1990-93	13	QB	Cherry Hill, N.J.	
Foley, James	1921-22			West Stockbridge, Mass.	
Foley, Thomas	1901			Boston, Mass.	
Ford, John	1901			Waltham, Mass.	
Fortunato, William	1944	14	G	Everett, Mass.	
Fox, Chris	2008, 10	25	SS	Hull, Mass.	
Fox, Dan	1979	93	DT	Bethlehem, Pa.	
Foy, Edward	1916-17, 19-20	29		Lynn, Mass.	
Frazier, Tim	1987-89	21	TB	Jersey City, N.J.	
Franco, Nicholas	1965	66	G	Highlands, Texas	
Francois, Robert	2005-08	35	LB		
Fraser, C. Flynn	1930-31			East Boston, Mass.	
Frazier, Charles	1929, 31	65	B	South Boston, Mass.	
Frechette, John	1962-64	76	T	Waltham, Mass.	
Freese, Nate	2010-13	85	K	Stronville, Ohio	
Freitas, John	1931-33	13	QB	Fairhaven, Conn.	
Funcion, Matt	1977		OG	Peabody, Mass.	
Funk, Nathan	1998	39	RB	Vancouver, British Columbia	
Funke, Jerod	1995	53	DE	St. Charles, Ill.	
Furbush, Edward	1933-35	25	E	Waltham, Mass.	
Furbush, Charles	1941-42	50	E	Waltham, Mass.	
Furey, Francis	1953-55		T	Boston, Mass.	
Furey, John	1942, 46-48				
	(Capt. '48)		T	Maynard, Mass.	

G

Gabis, Joseph	1955-57	77	T	Gardner, Mass.	
Gaffney, Clint	1975-79	2	DE	Killingworth, Conn.	
Gaffney, Ted	1983-86	57	LB	Wayne, N.J.	
Gagliardi, Richard	1953-55		E	Hamden, Conn.	
Gagnon, Lionel	1960				
Galeckas, Bernie	1968	56	MG	Worcester, Mass.	
Gallagher, Edward	1929-31	40	E	Brighton, Mass.	
Gallagher, Francis	1956	84	E	Taunton, Mass.	
Gallagher, James	1910-12			Newton Center, Mass.	
Gallagher, James	1947		G	Revere, Mass.	
Gallagher, Philip	1962		E	Rosindale, Mass.	
Galligan, Theodore	1933-35	41	T	Cambridge, Mass.	
Gallik, Andy	2011-13	59	OL	Evergreen Park, Ill.	
Gallivan, Bob	1967-68	39	C	Hartford, Conn.	
Gallup, Barry	1966-68	87	DE	Swampscott, Mass.	
Galvani, Frank	1938-40	32	OG	Frammingham, Mass.	
Galvin, John	1984-87	55	LB	Lowell, Mass.	
Gamble, Shelby	1979-80	42	RB	South Haven, Mich.	
Ganfuss, Mike	2000	56	LB	Rye, N.Y.	
Garay, Antonio	1998-2002	85	DL	Rahway, N.J.	
Garofalo, James	1965-67	64	G	Cos Cob, Conn.	
Garon, Guy	1960-62	9	QB	Biddeford, Maine	
Gary, Joseph	1894				
Gaskins, Kenney	2000	15	WR	Mitchellville, Md.	
Gause, DeLeon	2007-10	9	CB	Miami, Fla.	
Gautreau, Donald	1958, 60-61	63	G	Charlestown, Mass.	
Gavin, Thomas	1912-14				

ALL-TIME LETTERWINNERS

Geigner, Carl	1961									
Geiselman, Kyle	1997-98	93	S	Cumberland, R.I.	Guthrie, Sean	1998-2001				
Geiser, Jack	2006-09	51	LS	Dallas, Texas	(Capt. '01)	99	DE		Miami, Fla.	
Gemelli, Thomas	1924-27			Dorchester, Mass.	1980-82	9	DE		Wayne, Pa.	
Gent, Raymond	1918				2001	34	DB		Pawtucket, R.I.	
Gentili, Ronald	1964-65	33	HB	Mansfield, Mass.	H					
Genualdo, Craig	1987-89	39	DB	Lynn, Mass.	Haden, Josh	2008	1	RB	Washington, Md.	
Geoghan, Terrence	1939-41			Hyde Park, Mass.	Haff, Matt	1994-95	57	OLB	Wexford, Pa.	
Clacone, Michael	2013	88	TE	Westfield, N.J.	Hafferty, William	1925-28		T	Everett, Mass.	
Gianelli, Mario	1942-46-47			Everett, Mass.	Haggan, Al	1977	35	ILB	Tuckahee, N.Y.	
Gianackos, Nick	1993-96	92	DL	Lyons, Ill.	Hajjar, Jamie	1984-85 (manager)			Braintree, Mass.	
Giannino, Dave	1998				Hajjar, Peter	1971 (manager)			Braintree, Mass.	
Giardi, Alphonse	1996-96	20	QB	Salem, Mass.	Hajjar, Richard	1978 (manager)			Braintree, Mass.	
Giaquinto, Joseph	1982-85	1	SE	Winthrop, Mass.	Halligan, Henry	1910-11			South Boston, Mass.	
Gibbons, Brent	1993	80	TE	Darien, Conn.	Halloran, Clarence	1917-19	25			
Gibbons, Edward	1928-30	26	E	Frammingham, Mass.	Halloran, Nick	1917-19	25			
Gieslerman, Scott	1982-85	83	TE	Weston, Mass.	Halloran, Shawn	2009	71	OG	Somerville, Mass.	
Gildea, Chris	1987-89	59	NG	Frammingham, Mass.	Halloran, Harold	1983, 85-86	7	QB	Westminster, Mass.	
Giles, Austin	2006-09	52	SE	Westfield, Mass.	Hannafin, Terence	1953-54	40	E	Pawtucket, R.I.	
Giles, Tracey	1985, 87-89	30	FL	East Douglas, Mass.	Hall, Thomas	1997	15	PK	Dix Hills, N.Y.	
Gill, Dick	1968			Miami, Fla.	Hall, Ty	1960-62	55	C	Brooklyn, N.Y.	
Gill, George	1968-70	21	F	Arlington, Mass.	Halcovich, John	2004-07	54	OT	Cincinnati, Ohio	
Gill, Richard	1960	41	HB	Dorchester, Mass.	Hanon, Frank	1972-72	87	DE	Mount Carmel, Pa.	
Gillis, Florence	1908-10			West Roxbury, Mass.	Hanson, Frank	1916	4	HB		
Gillis, Gerald	1962	78	T	Newburyport, Mass.	Harrison, Richard	1918				
Gilman, Oscoe	1934-36	23	T	North Olmstead, Ohio	Hart, James	1948-50		E	Philadelphia, Pa.	
Ginley, Kevin	1988	83	TE	Claremont, N.H.	Hartigan, Edward	1995-98	18	WR	Baltimore, Md.	
Gintoff, Fella	1936-38	40	QB	Everett, Mass.	Hartigan, Raymond	1924-26	57	G		
Giordano, Benjamin	1947			Woburn, Mass.	Harrington, Scott	1986 (senior trainer)				
Giordano, Steve	1977-79	92	TE	Dorchester, Mass.	Harris, Frank	1908-09	35	HB	Dorchester, Mass.	
Giosa, Ernest	1911			Palm City, Fla.	(Capt. '84)	52	DT		Westwood, Mass.	
Giunta, David	1990-91	25	WS	Bridgeport, Conn.	1968-70					
Gladchuk, Chet Sr.	1938-40	45	C	Amherst, Conn.	(Capt. '70)	17	QB		Malden, Mass.	
Gladchuk, Chet Jr.	1970-72	52	C	West Hartford, Conn.	1926					
Gladow, Joe	1973-75	36	LB	Southington, Conn.	2008-10	41	RB		Jacksonville, Fla.	
Glasper, Ryan	2003-06	24	SS		1922-25	36	E		Brooklyn, N.Y.	
Gleason, Albert	1993-95				1938-39	23	E		Malden, Mass.	
Gleason, Bertram	1929, 31-32	25	C	Brookline, Mass.	1938-39					
Glynn, Frederick	1958-60	51	C	Dorchester, Mass.	Hartigan, Edward	1908-10 (Capt. '10)			South Boston, Mass.	
Godbolt, Mike	1977-77	11	WR	Bethlehem, Pa.	1910				South Boston, Mass.	
Gomulinski, Jeff	2003	1	P	Nausauctuck, Conn.	1911-12 (Capt. '11, '12)				South Boston, Mass.	
Gonet, John	1980-81	67	C	New Bedford, Mass.	1994-95	10	QB		Brockton, Mass.	
Consalves, Leonardo	1963			North Dartmouth, Mass.	1986	50	DE		Cincinnati, Ohio	
Gonzalez, Anthony	2003-06			Frammingham, Mass.	Hasselbeck, Matt	1994-97	7	QB	Norfolk, Mass.	
Good, Frederick	1952 (manager)				Hasselbeck, Nathanael	2002-03	7	CB	Norfolk, Mass.	
Goode, Stanley	1947-49				Hasselbeck, Tim	1997, 99-2000				
Goobleret, Michael	1983	51	OG	Fitchburg, Mass.	(Capt. '00)	7	QB		Norfolk, Mass.	
Goodman, Mike	2009	72	OT	Churchville, N.Y.	2004	65	C		Pittsburgh, Pa.	
Goodreault, Eugene	1938-40	50	RE	Miami, Fla.	1956-58	73	T		Milford, Conn.	
Goodwin, Doug	2000-03	61	DT	Haverhill, Mass.	2002-04	17	WR		Marietta, Ga.	
Gordon, Art	1991	25	CB	Freeport, N.Y.	1967	63	G		Mystic, Conn.	
Gordon, David	1989-94	14	K	Winchester, Mass.	1911				Malden, Mass.	
Gorecki, Charles	1982-85	95	DE	Avon, Conn.	1997-98	59	LB		Sudbury, Mass.	
Corman, Richard	1926-28, 30	28	G	Paoli, Pa.	1919-20, 22	29	C			
Could, Albert	1943			Watertown, Mass.	1918-19					
Gould, Albert	1946-49				1910-11					
Gould, Joseph	1948-50			Allston, Mass.	1910-11				East Boston, Mass.	
Goulet, Matthew	1993	69	OT	Philadelphia, Pa.	1912					
Gowetski, Mark	1984-85	58	C	Lawrence, Mass.	1990-93 (manager)				West Roxbury, Mass.	
Graboski, Edward	1916			Loveland, Ohio	1929-31	27	T	DHB	Norwalk, Conn.	
Grace, Adam	1999-99	92	DL	Kings Park, N.Y.	1945	45	B		Jamaica Plain, Mass.	
Grace, James	1966-68	34	DB	Cleveland, Ohio	1989	97	OLB		Pittsfield, Mass.	
Grady, Thomas	1895-97			Boston, Mass.	1937-36	85	DE		Chicago, Ill.	
Graham, Arthur	1960-62	84	E	Somerville, Mass.	1983-86	81	DE		Newburgh, N.Y.	
(Capt. '62)		46	E	Canton, Mass.	Hemmer, Michael	1995-97	91	TE		Cincinnati, Ohio
Graham, John	1945			East Boston, Mass.	Hemmings, Keith	2000-02	12	WR		Drexel Hill, Pa.
Grainger, Edward	1894-97			Milwaukee, Wis.	Henderson, Ray	2002-04	3	LB		Keasbey, N.J.
Gramling, Paul	1965				Hennessey, Art	1990	76	NG		Billerica, Mass.
Granger, Harry	1894-95, 97				Henninger, Terry	1973	55	C		Leighton, Pa.
Grant, Mike	1981	6	FL	New Bedford, Mass.	Henry, Charles	1962		G		Trenton, N.J.
Gray, Peter	1986-89	96	DT	Swarthmore, Pa.	Herman, Edward	1926-29	29	T		Hyde Park, N.Y.
Green, Andre	1988, 90	2	SE	Somerville, N.J.	Herzick, Mark	2006-08, 10	94	LB		Wayne, Pa.
Green, David	1993-94	30	RB	Mt. Kisco, N.Y.	Hickey, Edward	1923				
Green, Neil	1976-78	33	RB	Milbrook, N.Y.	Hickey, James	1921-22				
Green, Steve	1924-27 (manager)				Hickey, Walter	1910-11		B		
Green, William	1999-2001	7	T	West Roxbury, Mass.	Hicks, Willie	1988-90	8	QB		Mattapan, Mass.
Greene, John	1902			Atlantic City, N.J.	Higgins, James	1924-26				Medford, Mass.
Greene, Vincent	1908-10			South Boston, Mass.	Higginson, Leroy	1917				
Gregory, Chuck	1986-87	19	FL	South Boston, Mass.	Hinds, Justin	2003-04	95	DT		Piscataway, N.J.
Grice, Greg	1992-94	20	SE	Detroit, Mich.	Hines, Joseph	1953-55	81	TE		Dorchester, Mass.
Griffin, John	1944	24	HB	Miami, Fla.	Hines, Lawrence	1961-62	81	E		Holliston, Mass.
Griffin, William	1938-39	34	T	Somerville, Mass.	Hislop, William	1985-87	25	FB		Union City, N.J.
Grzywalski, Frank	1962-64	88	E	Dorchester, Mass.	Hilvert, Ray	1987-90				
Guazzo, Mike	1996-97, 99-2000	80	TE	Fairfield, Conn.	(Capt. '90)	86	FL/SE		Cincinnati, Ohio	
Guenter, Gary	1968-70	77	G	Oakland, N.J.	1943				Salem, Mass.	
Guillet, Ned	1972-73	40	S	Newtonville, N.Y.	2000-03					
Guinea, Thomas	1935-36	11	HB	West Hartford, Conn.	(Capt. '03)	78	OG		Parkridge, N.J.	
Gunn, Mike	1977-80	80	DE	Bedford, N.H.	1976-79	58	LB		New Haven, Conn.	
Gunnell, Rich	2006-09				1957-59	10	HB		Springfield, Mass.	
(Capt. '09)		18	WR	East Windsor, N.J.	1944	23	C		East Boston, Mass.	
Gurry, John	1966	35	HB	Cambridge, Mass.	1895-99				Chelsea, Mass.	
Gustin, Billy	1995	15	FS	Fort Lauderdale, Fla.	1936-38	3	G			
Gutapel, Truman	2013	97	DT	Harrison, Ohio	1981-84	36	LB		Lynn, Mass.	

ALL-TIME LETTERWINNERS

Kutz, Gordon	1964-66	83	E	Wilkes-Barre, Pa.	Lubischer, Nicholas	1982	93	DE	Oceanport, N.J.
Kwitchoff, Jim	1987-88	75	OT	Amherst, N.Y.	Lubischer, Steve	1981-83	93	DE	Oceanport, N.J.
L					Lucas, Carl	1940-42	48	B	Somerville, Mass.
Labbe, Rico	1986-89	4	SS	Rockville, Md.	Lucas, Richard	1955	E	S	South Boston, Mass.
LaBoy, Pete	1975-77	88	WR	Danbury, Conn.	Lucero, Lucas	2004	97	DE	Downey, Calif.
Ladd, Ken	1974	15	DHB	Newburyport, Mass.	Lucey, Daniel	1901			Melrose, Mass.
	(Capt. '74)	15	DHB	Waukesha, Wis.	Lucey, David	1937-39	38	QB	Dover, N.H.
Ladewig, William	1965-67	74	T	Stamford, Conn.	Lukachik, Alexander	1938-40	36	LE	Bridgeport, Conn.
Lafferty, Fred	1901				Lukis, Joseph	1962-63			
LaLanne, Sam	2002 (manager)					(Capt. '63)	87	E	Walpole, Mass.
Lamb, Thomas	1945				Luppi, Albert	1932-34	54	FB	Weston, Mass.
Lambert, Edward	1941-42	26	E	Brighton, Mass.	Lyles, Kevin	1989-90	49	FB	Baltimore, Md.
Landrigan, James	1894-97				Lyman, Erik	1992-94	55	ILB	Morrisville, Pa.
Landers, Deldre	1990 (trainer)				Lyons, Frank	1926-28	20	B	Newton, Mass.
Landry, Greg	1952-94	63	OG	Lynn, Mass.	Lyons, John	1916-19	23	B	Wakefield, Mass.
Lane, John	1901				Lyons, William	1896			
Lane, Thomas	1955-57	65	C	Roxbury, Mass.	Lynch, Joseph	1908-09			Roxbury, Mass.
Lang, Henry	1901				Lynch, Patrick	2005	47	FB	Bloomfield Hills, Mich.
LaNoue, Bernard	1942	52	B	Brocton, Mass.	Lynch, Richard	1956-57	23	QB	Seakonk, Mass.
LaNoue, Bernard	1946-48		B	Brocton, Mass.	Lynch, Tom	1974-76	75	OG	Whitman, Mass.
Lapham, Rich	2007-10	66	OT	Amherst, N.H.					
LaPlante, Walter	1919				M				
LaQuerre, Paul	1998-2000	50	OG	West Barnstable, Mass.	MacDonald, Albert	1893-95			
Lardner, Michael	1968-69	52	C	Great Neck, N.Y.	MacDonald, Edward	1967, 69		DE	Brighton, Mass.
Larkin, Daniel	1929-31	43	C	Dorchester, Mass.	MacDonald, George	1913			
Larkin, George	1956-58	55	C	Peabody, Mass.	MacDonald, Joseph	1928-30	12	E	Salem, Mass.
	(Capt. '58)				MacDonald, Mark	1982-84			
Larkin, Nick	2004-07	57	C	Cincinnati, Ohio		(Capt. '84)	79	OT	West Roxbury, Mass.
	(Capt. '07)	57	DE	Lynn, Mass.	Macek, Dan	1973-75	52	C	Manchester, N.H.
Larkin, Philip	1923-26	59	C	Lynn, Mass.	Macinsky, Steve	1971	42	OHB	Whitney Point, N.Y.
Larmond, Colin Jr.	2008-09, 11-12	1	WR	Whippany, N.J.	MacLellan, Alex	1972-74			
Laro, Gordon	1992-93	98	TE	Lynn, Mass.		(Capt. '74)	37	OLB	Hudson, Ohio
LaRocco, Michael	1949	7	T	Weymouth, Mass.	Madden, Edward	1917, 19			
LaRosa, Anthony	1959	64	C	Everett, Mass.	Madden, Jerry	1977-78	61	OT	New Hartford, N.Y.
LaRose, Noah	1996	64	OL	West Barnstable, Mass.	Magee, Jack	1973-74	63	C	Pennsauken, N.J.
Lasonde, Jared	2010 (manager)			East Longmeadow, Mass.	Maglio, Mark	2008	38	CB	Mequon, Wis.
Latta, Shena	1997 (manager)			Philadelphia, Pa.	Magnarelli, Thomas	1953-54	31	HB	Westwood, Mass.
Laurenzo, John	1971		OHB	Houston, Texas	Maguire, Dennis	1897			Saxonville, Mass.
Lavoie, George	1967-68			Fall River, Mass.	Maion, Thomas	1938-40	49	LT	Dorchester, Mass.
Lawler, Robert	1944-45				Mahoney, Charles	1910-11			
Lawrence, Andre	2011-12	35	LB	Hartford, Conn.	Mahoney, Edward	1941			
Lawson, Ricky	1995	84	WR	Mattapan, Mass.	Mahoney, George	1934-36			Dorchester, Mass.
Leary	1902				Mahoney, John	1925-28	11	B	Exeter, N.H.
Leary, Bill	1978	56	C	Wappinger's Falls, N.Y.	Maier, Karl	1983, 86-87	62	NG	Pearl River, N.Y.
Leavitt, Keith	2000-03	64	OT	Fitchburg, Mass.	Makinde, Mike	2006	36	WR	Bronx, N.Y.
Leber, Chris	1972-73	89	TE	Kensington, Md.	Malecki, Jason	1995-98	43	P	Springfield, Va.
LeBlanc, Robert	1958-60	60	C	Milton, Mass.	Mallet, Ralph	1928-30	4	HB	Everett, Mass.
LeBriere, Mark	1970 (manager)			Waterbury, Conn.	Maloney, Frank	1931-33			
LeDbetter, Jerome	1995-2001	51	LB	Jersey City, N.J.		(Capt. '33)	1	FB	Brighton, Mass.
Lee, Chuck	1979		DB	Waltham, Mass.	Malone, John	1929-31			Newton, Mass.
Lee, Clyde	2009-10	17	WR	Missouri City, Texas	Maloney, John	1945	32	B	Dorchester, Mass.
Lee, Everett	2004	39	FB	Philadelphia, Pa.	Manna, Mike	1993-94	59	DE	Lackawanna, N.Y.
LeGrande, Dominick	2008-10	29	SS	Staten Island, N.Y.	Mancini, George	1956-58	60	G	Malden, Mass.
Lehner, Kevin	1986 (manager)				Mangene, Robert	1942, 46	B		Malden, Mass.
Lenane, Mortimer	1926-27				Manni, Steve	1974-75	61	QC	Cranston, R.I.
Lennon, Dan	2006	50	LS	Milford, Conn.	Manzo, Joseph	1938	17	T	Medford, Mass.
Lennon, James	1943				Marangi, Gary	1971-73			
Lenz, Carl	1990-91	94	DT	Wilton, Conn.		(Capt. '73)	17	QB	Valley Stream, N.Y.
Leonard, George	1909-10			Beachmont, Mass.	Marciano, Stephen	1991-93	26	CB	Brocton, Mass.
Leone, John	1963-65	61	C	Norwich, Conn.	Marinero, Mike	1989-92	62	DT	Andover, Mass.
LePiesha, Walter	1935-37	6	WR		Marinelli, Tom	1971, 73-74	71	OT	Waterbury, Conn.
Lester, Larry	2002-05	80	P	Piscataway, N.J.	Markey, Chris	1967	67	G	Birmingham, Mich.
Leuffen, Rob	2003	80	P	Wayne, N.J.	Marr, Francis	1952			Dorchester, Mass.
Levanitis, Steven	1939-41	19	T	Cambridge, Mass.	Marr, John	1928-30	7	FB	Dorchester, Mass.
Lewald, Gerald	2010-12	43	P	Massapequa, N.Y.	Marscovetra, Mike	2010	16	QB	Oakland, N.J.
Lillis, James	1931-33	9	HB	Brighton, Mass.	Martin, James	2003-06	70	OT	Indianapolis, Ind.
Lilly, Jason	2003-05	82	WR	Dover, N.J.	Martin, Anthony	1924-26	43	C	Providence, R.I.
Lindsey, Ryan	2010	5	WR	Mahway, N.J.	Martin, Frank	1897			
Lindstrom, Eric	1984-88	99	DE	Weymouth, Mass.	Martin, Kelvin	1983-86	82	FL	Jacksonville, Fla.
Linehan, Daniel	1923			West Stockbridge, Mass.	Martin, Paul	1972-74	88	DE	Wilbraham, Mass.
Linehan, Jeffrey	1959	84	E	Meriden, Conn.	Martin, Steve	1997, 99-2000	55	LB	Dolton, Ill.
Linnehan, James	1911-14 (Capt. '14)			Newton Center, Mass.	Martin, Tom	2000-03	90	DT	Farmingdale, N.J.
Lipka, Chester	1942, 46-48			Lowell, Mass.	Marzetti, Joseph	1966-68	16	QB	Washington, D.C.
Lipson, Edmund	1964-65	68	G	Lynn, Mass.	Marzetti, Lawrence	1963-65	7	QB	Washington, D.C.
	(Capt. '66)				Mason, George	1928-30	44	C	Wollaston, Mass.
Liston, James	1920-21				Mattar, John	1996-99	23	PK	San Diego, Calif.
Lively, Steve	1978, 80-82	70	OG	Mansfield, Mass.	Mattaliano, Joseph	1952-54			
Locapo, Dom	2002 (manager)			East Wareham, Mass.		(Capt. '54)	G	Mattapan, Mass.	
Lockhart, Ben	1998	67	OL	Minneapolis, Minn.	Matthews, Walter	1920-23			
Logue, Ed	1977		OT	Waltham, Mass.	Mattison, Ryan	2002-03	37	DB	Sterling, Mass.
Logue, James	1924-27			Malden, Mass.	Mauro, Dorick	1953-55	10	B	Weymouth, Mass.
Long, Nelson	1992	75	OG	East Providence, R.I.	Maxwell, John	1974-76	74	OT	Short Hills, N.J.
Long, William	1895-98			Roxbury, Mass.	Maye, Brian	1993, 96-98	46	LB	Valley Cottage, N.Y.
Lonnvall, Armond	1945				Mayock, Mike	1976, 78-80			
Lopez, Tom	1923 (manager)					(Capt. '80)	20	SS	Wynnewood, Pa.
Lord, Eddie	1981	59	C	Augusta, Ga.	Maznicki, Francis	1939-41	20	SS	West Warwick, R.I.
Loughery, John	1979-82	7	QB	Trevoise, Pa.	Maznicki, Henry	1950	40	LHB	West Warwick, R.I.
Louis-jean, Al	2011, 13	5	DB	Brocton, Mass.	McBride, Richard	1950-51	0	QB	Watertown, Mass.
Lowett, George	1953-54		K/P	Providence, R.I.	McCaffrey, James	2011-13	29	DB	Winchester, Mass.
Lowe, Brian	1986-89	6	KB	Pittsburgh, Pa.	McCarron, Humphrey	1898-99			Boston, Mass.
Lowell, John	2009	84	WR	Miami, Fla.	McCarthy, Brendan	1965-67	44	FB	Washington, D.C.
Lowney, John	1915-16	8	FB		McCarthy, Charles	1901			Boston, Mass.
Lozier, Jim	1970	78	DT	Jackson, Mich.	McCarthy, Charles	1937-39	24	HB	Brighton, Mass.
Loyte, Jon	2006-07	89	TE	Gloucester, Mass.	McCarthy, William	1899			

Q

Queenan, John	1945	40	B	Canton, Mass.
Quigley, Ryan	2008-11	46	P/K	Little River, S.C.
Quinlan, John	1950	1	RT	Saugus, Mass.
Quinn, Dillon	2010-11	92	DT	Elmsford, N.Y.
Quinn, Patrick	1995 (manager)			
Quinn, Robert	1947	37	T	Dorchester, Mass.
Quinn, William	1941	22	QB	Englewood, N.J.
Quinn, William	1946	6	G	Wakfield, Mass.
Quintilliani, Antonio	1945-57	63	G	Quincy, Mass.

R

Rabadan, William	1967-69	24	DB	Teaneck, N.J.
Rabette, John	1944	22	RHB	Revere, Mass.
Raccolpi, Bob	1967	8	DB	Somerville, Mass.
Radachowsky, George	1980-83	15	CB	Danbury, Conn.
Rafferty, Paul	1923-30	48	G	South Boston, Mass.
Ragan, John	1989-90	36	T	Swanston, Ohio
Ragosa, Jerry	1966-68	72	DT	Norwalk, Conn.
Raji, B.J.	2004-06, 08	90	DT	Washington Twp., N.J.
Ramella, Jim	2005, 07-09	86	T	Westlake, Ohio
Ramirez, Rich	1974-75	53	LB	Jamaica, N.Y.
Ramsey, Cliff	2007-08	73	OT	Loveland, Ohio
Ramsey, Harold	1931, 33	28	E	Somerville, Mass.
Ramsey, Caleb	2008-10, 12-13	96	DT	Uniontown, Pa.
Ransford, Edward	1968-69	37	DB	Fredonia, N.Y.
Ransome, Tony	1997-94	2	FL	LaPlata, Md.
Rattigan, Mike	1997-90	54	C	Warrington, Pa.
Ratto, Eugene	1944, 47	8	B	Boston, Mass.
Ravenna, John	1989-91	42	DT	Cincinnati, Ohio
Rawlings, Mike	1975	95	DE	Liverpool, N.Y.
Ray, John	1979, 81	1	WR	Lincoln Park, Mich.
Raymond, Gerry	1978-81	65	OG	Lewiston, Maine
Read, Ryan	2000-01	14	WR	Austin, Texas
Reade, Charles	1989-95	87	E	Waltham, Mass.
Reagan, Glenn	1981-83	61	OG	Brocton, Mass.
Reagan, Richard	1955-56	8	TE	Brocton, Mass.
Reardon, David	1964	36	FB	Melrose, Mass.
Reardon, John	1921-24			Charlestown, Mass.
Reardon, Leo	1937-38	28	G	Malden, Mass.
Reardon, William	1944	32	FB	Milton, Mass.
Reckley, Ryan	1996-97	54	LB	Deerfield Beach, Fla.
Reddick, Roger	1976-77	14	DB	Cambridge, Mass.
Reed, Mike	1991-94			
Regan, C. Murray	(Capt. '94)	17	QB	Wilmington, Del.
Regan, James	1961-62	29	CB	Buffalo, N.Y.
Regan, Joe	1914-15			East Boston, Mass.
Regan, John	1989 (manager)			
Regent, Shawn	1953-54	67	G	White Plains, N.Y.
Reilly, Joseph	1982-85	54	DT	Cheektowaga, N.Y.
Reis, Tom M.	(Capt. '85)	31	H	Westwood, Mass.
Remillard, Paul	1953-54	34	H	Westwood, Mass.
Repko, Joseph	1976	19	DB	Hialeah, Fla.
Rettig, Chase	1940-42	38	T	Lansford, Pa.
Reynolds, Corey	1976	11	QB	San Clemente, Calif.
Reynolds, Lew	2010-13			
Reynolds, Richard	1998			
Ricca, Joe	1977-80	98	DE	Lynn, Mass.
Ricci, Max	1930-32	2	T	Quincy, Mass.
Ricci, Albert	1983	14	QB	South Haven, Mich.
Richards, Charles	2011-12	98	DT	Groton, Mass.
Richards, Robert	1928-30	45	HB	
Richardson, Howie	1950-51	QB		Quincy, Mass.
Richardson, John	1972-74	28	FLK	Auburn, N.Y.
Richman, Nathan	1999-2001	62	OL	Cincinnati, Ohio
Ricks, Cecil	2009-11	75	OG	North Easton, Mass.
Rideout, Edward	(Capt. '11)	75	OG	North Easton, Mass.
Rikard, Robert	1985-87	47	CB	Greensboro, N.C.
Riley, John	1969, 71	28	HB	Medford, Mass.
Ring, John	1978-81	12	WR	Washington, D.C.
Ring, John	1879, 1901-02			Boston, Mass.
Ring, John	1917-19			Somerville, Mass.
Ripman, Ray	1947-49			Dorchester, Mass.
Risio, William	1970-71			
Roarke, Michael	(Capt. '71)	15	QB	Wayland, Mass.
Robbins, Dave	1963-65	72	T	Quincy, Mass.
Robertson, Mike	1949-51			West Warwick, R.I.
Robertson, Rives	1999	19	QB	Nescopeck, Pa.
Robinson, Brandon	1967-68	36	K	St. Paul, Minn.
Robinson, William	1977	95	DE	Jamaica Plain, Mass.
Robotti, Frank	2006-08	2	WR	Minneapolis, Minn.
Rocha, Gilbert	2008-10	36	FB	Stamford, Conn.
Roche, Frank	1958-60	36	FB	Stamford, Conn.
Roderick, Benjamin	1951-53	36	T	Providence, R.I.
Rodina, John	1912-13			
Rogers, Frank	1920			Cambridge, Mass.
Rogers, John	1902			
Rogers, John	1912			Hyde Park, Mass.
Rogers, Ralph	1913			Providence, R.I.
Rogers, Ralph	1956	51	C	Beverly, Mass.
Rollins, Roderick	1911-12			Hyde Park, Mass.
	2006-09	47	CB	Dallas, Texas

Romano, Mario	1930-32	4	C	Plymouth, Mass.
Romanowski, Bill	1984-87	53	LB	Vernon, Conn.
Romanowski, Emil	1929-31	15	T	Lowell, Mass.
Romanowski, Andy	1998-2001	52	LB	Lowell, Mass.
Rooney, David	1985-88	3	P/K	Davie, Fla.
Rooney, James	1914-15	89	MG	Brookline, Mass.
Roopenian, Mark	1977-80			Watertown, Mass.
Rorke, Alexander	1989-99, 1901			Roxbury, Mass.
Rositano, Spenser	2011-12	47	DB	Ashburn, Va.
Ross, J. Survival	2005-06	38	RB	Lowell, Mass.
Ross, Patrick	2003-05	66	C	Cincinnati, Ohio
Rossi, Nick	2007-09	64	OG	Walpole, Mass.
Rossy, Derric	1999-2002	58	LB	Medford, N.Y.
Rototti, Frank	1959	36	FB	Stamford, Conn.
Rourke, Jim	1976-78	72	OG	Abington, Mass.
Rowe, Carlton	1997-99	4	RB	Huntington, N.Y.
Rozum, Dennis	1971, 73	81	SE	Seymour, Conn.
Rudolph, Jayd	2010, 12-13	65	OL	Plympton, Mass.
Ruggiero, Matthew	1945	70	G	Rosinville, Mass.
Ruoff, Kirk	1991	70	OT	Plantation, Fla.
Rush, Bob	1971-73	83	TE	Wappinger Falls, N.Y.
Russell, Todd	1981-84	45	CB	Bedford, Mass.
Ruth, Mike	1982-85	68	NG	Norristown, Pa.
Ryan, Edward	1986-97			Dorchester, Mass.
Ryan, Edward	1908-09			Jamaica Plain, Mass.
Ryan, Frank	1918			Brighton, Mass.
Ryan, George	1937-39	26	C	Waltham, Mass.
Ryan, Jeff	1994	8	QB	Providence, R.I.
Ryan, Jeff	1977-79	27	DHB	
Ryan, Matt	2004-07			
Ryan, Mike	(Capt. '06, '07)	12	QB	Exton, Pa.
Ryan, Paul	1982-83	67	OG	Hyannis, Mass.
Ryan, Paul	1917-19			Needham, Mass.
Ryan, Robert	1963-65	65	G	Staten Island, N.Y.
Ryan, Sean	2000-03	89	DE	Buffalo, N.Y.
Ryan, William	1933-35	15	E	Cambridge, Mass.
Ryder, Joseph	1930-32	5	HB	Brighton, Mass.

S

Sacilotto, Michael	1994-97 (manager)			Dorchester, Mass.
Sales, Bernie	1978	37	WR	Syracuse, N.Y.
Salmon, John	1966-68	23	DB	Malden, Mass.
Sammartino, Louis	1944-45	50	G	Providence, R.I.
Sanabria, Ed	1991-94	56	ILB	Miami, Fla.
Sanders, Mike	1987-90			
Sanni, Sulaiman	(Capt. '90)	34	TB	King, N.C.
Santo, Greg	2006-07	41	CB	Jamaica, N.Y.
Sanz, Kevin	1982-83	27	SS	Kingston, Pa.
Sarkisian, Thomas	2004	41	DB	Miami, Fla.
Saxton, Brian	1964-66	77	T	Belmont, Mass.
Saylor, Mike	1992-94	86	TE	Whippany, N.J.
Scafe, Damik	1985-88	31	LB	Pen Argyl, Pa.
Scala, Dennis	2007-10	55	DT	Windsor, Conn.
Scarmichael, Orrie	1981-82	8	QB	Dearborn, Mich.
Scanlan, Thomas	1970-71	61	OG	Syracuse, N.Y.
Scavone, Bill	1916-17			
Schoenle, Brian	1987-89	60	C/OG	Springfield, Mass.
Schneider, Don	1987-89	61	C	Williamsville, N.Y.
Schmid, Alfred	1971-72	31	OE	Millington, N.J.
Schoeck, William	1950-51	7	T	Rochester, N.Y.
Schoenfeld, Robert	1963-64	72	T	Yonkers, N.Y.
Scholz, William	1944	16	T	Brighton, Mass.
Scialabba, Steve	1949			
Schindler, Steve	1973-75	20	DHB	Bridgeport, Conn.
Schmeding, John	1974-76	66	OG	Paranum, N.J.
Schoen, Jon	1975-79			Paoli, Pa.
Schwartz, Tony	(Capt. '79)	70	G	Rutherford, N.J.
Schwotzer, Ernest	1979-81	85	WR	Rockville, Md.
Sciortino, Sandro	1994	88	OLB	Cambridge, Mass.
Scudellari, Rich	1937-39	35	G	Waltham, Mass.
Seager, Donald	2000-03	33	PK	Markham, Ontario
Seeger, Garrett	1974, 76-77	32	ILB	Greenlawn, N.Y.
Seelye, Keith	(Capt. '77)	36	FB	Arlington, Mass.
Seelye, Taylor	2008	49	LB	Barrington, Ill.
Seymour, Thomas	1983-85	10	WS	Benwick, Pa.
Sgambati, Pat	2004-06	13	WR	Richmond Hill, N.Y.
Shann, Robert	1950	21	RHB	Ogdensburg, N.Y.
Shannon, Peter	1971-73	25	DB	Mechanicville, N.Y.
Shaughnessy, Thomas	1962-64	27	QB	Andover, Mass.
Shaughnessy, Peter	1934-36	46	CB	Charlestown, Mass.
Shaughnessy, Bill	1908			
Shaw, Paul	1961-63	40	HB	Rochester, N.Y.
Shea, Chris	1991	10	QB	Clifton, N.J.
Shea, Donald	1980-83	46	DE	Maynard, Mass.
Shea, John	1943			
Shea, Joseph	1916-17			North Cambridge, Mass.
Shean, Peter	1928-30	11	HB	Hyde Park, Mass.
Sheehan, Donald	2001, 03-04	19	CB	Medfield, Mass.
Sheehan, John	1925-28	8	G	Salem, Mass.
Sheehan, Joseph	1917, 19			Cambridge, Mass.
Sheehan, William	1899			

ALL-TIME LETTERWINNERS

Shepard, Douglas	1965-67	71	T	Lanesborough, Mass.	Sullivan, Daniel	1959-61	71	T	Dorchester, Mass.
Shepard, Mike	1980-82	16	DB	Alexandria, Va.	Sullivan, Edward	1945	55	T	Watertown, Mass.
Sheridan, Jim	1976-78	81	DE	Rutherford, N.J.	Sullivan, Frank	1923-26	12	E	Manchester, N.H.
Sheridan, Kevin	2005-07	61	C	North Royalton, Ohio	Sullivan, Gregory	1931-33	33	C	Jamaica Plain, Mass.
Sheridan, Tom	1982	71	OC	Clinton Corners, N.Y.	Sullivan, Henry	1954-56			
Shniskis, David	2009-10, 12	15	OB	Kulpmont, Pa.	Sullivan, James	(Capt. '56)	22	HB	Newport, R.I.
Shirley, Dwight	1991-93	41	FB	Lafayette Hill, Pa.	Sullivan, Jay	1959	14	HB	East Providence, R.I.
Shingley, Rich	1981	82	TE	Nashua, N.H.	Sullivan, Jeffrey	1984	29	WS	Hempstead, N.Y.
Sherwin, Tim	1977-80	83	TE	Watervliet, N.Y.	Sullivan, John	1958	86	E	Milton, Mass.
Shields, John	(Capt. '80)	83	TE	Dorchester, Mass.	Sullivan, John	1899			Boston, Mass.
Shields, Robert	1961-63	21	HB	Dorchester, Mass.	Sullivan, John	1913-14			Merrimack, Mass.
Shorter, Eric	1963				Sullivan, John	1916-17			East Boston, Mass.
	1991-94				Sullivan, John	1950-51		E	Marlboro, Mass.
	(Capt. '94)	6	SS	Hartford, Conn.	Sullivan, John	1961-62	74	T	Norwell, Mass.
Shulman, Eric	1981 (manager)	85	DT	Kenmore, N.Y.	Sullivan, Joe	1972-73	75	DT	Marshfield, Mass.
Siegel, Mike	1977-78				Sullivan, Joseph	1928-30	23	E	Roxbury, Mass.
Sikorski, Joseph	1959-61	82	E	Bridgeport, Conn.	Sullivan, Kevin	1945	37	SS	Hauppauge, N.Y.
	(Capt. '61)	82	E	Bridgeport, Conn.	Sullivan, Louis	1985	23	T	Dorchester, Mass.
Silva, Jamie	2004-07	44	SS	East Providence, R.I.	Sullivan, Patrick	1939-99, 1901-02			
Silva, Lucien	1969-71	26	LB	Fall River, Mass.		(Capt. '02)			Cambridge, Mass.
Silvino, Justin	1993-97 (manager)			Quincy, Mass.	Sullivan, Paul	1951		G	West Roxbury, Mass.
Simmons, Justin	2012-13	27	DB	Stuart, Fla.	Sullivan, Raymond	1956-57	86	E	Portsmouth, R.I.
Simpson, Jeff	1983, 85	77	OT	Watertown, Mass.	Sullivan, Robert	1960	23	QB	Marlboro, Mass.
Sinkovec, Jake	2011-13	41	FB	Bristol, Wis.	Sullivan, Thomas	1944	27	E	Dorchester, Mass.
Siravo, Mike	1996-97	52	LB	Pawtucket, R.I.	Sullivan, Thomas	1951			
Sisti, Angelo	1941-42, 46	1	FL	Providence, R.I.	Sullivan, Thomas	1955-57			
Skerritt, Kennick	1988-89	1	FL	Washington, D.C.	Supple, Leo	(Capt. '57)	47	HB	South Boston, Mass.
Skubal, Leonard	2013	53	LS	Deerfield Beach, Fla.	Sutphin, Michael	1908-09	23	PK	Holliston, Mass.
Slarmin, Gerald	1931-33	35	G	Natick, Mass.	Sutton, D.J.	1999-2000	25	DB	Ellicott City, Md.
Smerlas, Fred	1978				Swan, Thomas	1957-2000			Hamilton, Ohio
	(Capt. '78)	1	DT	Waltham, Mass.	Swanke, Karl	1977-79	64	OT	Newington, Conn.
Smith, Allan	2006-07	92	DE	Kansas City, Mo.	Swanke, Rob	1980-83	92	DT	Newington, Conn.
Smith, Bill	1973-74	38	OLB	Scranton, Pa.	Swanson, Carl	2007	25	QB	Hartford, Conn.
Smith, Brady	2006-07	97	DE	Finksburg, Md.	Sweeney, Michael	1902			
Smith, Charles Jr.	1994-96	38	DB	Stevenson, Md.	Sweeney, Paul	1934-36	12	G	Watertown, Mass.
Smith, Charles	1963-65				Sweeney, Timothy	1893-95			North Easton, Mass.
	(Capt. '65)	81	E	Owings Mill, Md.	Swenson, Edward	1937-39	34	G	
Smith, Charles	1986-87	39	DE	Newton, Mass.	Swenson, Edward	1937-39	34	G	
Smith, Frank	1971-73	30	FB	Salem, Mass.	Swenson, Edward	1937-39	34	G	
Smith, Jason	1997-99	8	DB	Mattapan, Mass.	Swenson, Edward	1937-39	34	G	
Smith, Jeff	2006, 08-09	6	RB	Plympton, Mass.	Swenson, Edward	1937-39	34	G	
Smith, Justice	1992-95	42	RB	Plympton, Mass.	Swenson, Edward	1937-39	34	G	
Smith, Ken	1976-77	6	QB	Amsterdam, N.Y.	Swenson, Edward	1937-39	34	G	
Smith, Leo	1979-82	24	TB	Newark, Del.	Swenson, Edward	1937-39	34	G	
Smith, Louis	1917, 19			South Weymouth, Mass.	Swenson, Edward	1937-39	34	G	
Smith, Razzie	2007	21	CB	Somerville, Mass.	Swenson, Edward	1937-39	34	G	
Smith, Robert	1961-63	80	E	Winter Garden, Fla.	Swenson, Edward	1937-39	34	G	
Smith, Thomas	1925-28	4	B	Bala Cynwood, Pa.	Swenson, Edward	1937-39	34	G	
Smithers, Bill	1986-87	51	DE	Cambridge, Mass.	Swenson, Edward	1937-39	34	G	
Smullen, Allen	1987-87	51	DE	Medfield, Mass.	Swenson, Edward	1937-39	34	G	
	1921				Swenson, Edward	1937-39	34	G	
Snee, Chris	2001-03	76	OC	Montrose, Pa.	Swenson, Edward	1937-39	34	G	
Snow, Kevin	1982-84	2	K	Marlborough, Mass.	Swenson, Edward	1937-39	34	G	
Sokol, Tom	1991-94	86	DT	Pittsburg, Pa.	Swenson, Edward	1937-39	34	G	
Soroko, Dave	1971-72	80	DE	Wallingford, Conn.	Swenson, Edward	1937-39	34	G	
Songin, Alfred	1946-49	6	B	Walpole, Mass.	Swenson, Edward	1937-39	34	G	
Speight, Kiernan	1995	34	DB	Washington, D.C.	Swenson, Edward	1937-39	34	G	
Sperandio, Steve	1970 (manager)			Newport, R.I.	Swenson, Edward	1937-39	34	G	
Spinney, Arthur	1946-49				Swenson, Edward	1937-39	34	G	
	(Capt. '49)	E		Saugus, Mass.	Swenson, Edward	1937-39	34	G	
Spinney, Mark	2010-11	69	OL	Westford, Mass.	Swenson, Edward	1937-39	34	G	
Stabile, Jerry	1977-80	49	SS	Andover, Mass.	Swenson, Edward	1937-39	34	G	
Stanus, Vito	1945				Swenson, Edward	1937-39	34	G	
Stathopoulos, A.	1949-52			Malden, Mass.	Swenson, Edward	1937-39	34	G	
Stancil, T.J.	2001-04	23	S	Bensalem, Pa.	Swenson, Edward	1937-39	34	G	
Staub, Joe	1976-77	86	DT	Revere, Mass.	Swenson, Edward	1937-39	34	G	
Stautner, Ernest	1946-49	8	T	Greenburg, N.Y.	Swenson, Edward	1937-39	34	G	
Steinfort, Fred	1972-75	24	K/SP	Brighton, Mass.	Swenson, Edward	1937-39	34	G	
Stempsey, Bill	1973 (manager)				Swenson, Edward	1937-39	34	G	
Stephanos, Bill	1978-80	76	OT	Lynn, Mass.	Swenson, Edward	1937-39	34	G	
Stewart, Edward	1929-31	39	B	Bridgewater, Mass.	Swenson, Edward	1937-39	34	G	
Stewart, Jason	2008	58	LS	Weston, Mass.	Swenson, Edward	1937-39	34	G	
Stewart, Jim	1971	65	OT	New Cumberland, Pa.	Swenson, Edward	1937-39	34	G	
Stetz, William	1964	62	G	Pewaukee, Wis.	Swenson, Edward	1937-39	34	G	
Stevens, Burt	1971-73	20	DB	Sayre, Pa.	Swenson, Edward	1937-39	34	G	
Stolberg, John	1989-92	57	NC	Boynton Beach, Fla.	Swenson, Edward	1937-39	34	G	
Stone, Michael	1990-92	67	OT	Holliston, Mass.	Swenson, Edward	1937-39	34	G	
Stone, Ron	1990-92	67	OT	Dorchester, Mass.	Swenson, Edward	1937-39	34	G	
Storr, Gregg	1978-81	50	DE	Sinking Springs, Pa.	Swenson, Edward	1937-39	34	G	
Storz, Erik	1994-96-97	51	LB	Rockaway, N.J.	Swenson, Edward	1937-39	34	G	
St. Pierre, Alvin	1953-54	75	G	Taunton, Mass.	Swenson, Edward	1937-39	34	G	
St. Pierre, Brian	1999-2002	2	QB	Danvers, Mass.	Swenson, Edward	1937-39	34	G	
St. Pierre, Duke	1986-88	31	FB	Danvers, Mass.	Swenson, Edward	1937-39	34	G	
Strachan, Stephen	1981-84	33	RB	Danvers, Mass.	Swenson, Edward	1937-39	34	G	
Stradford, Troy	1982-84, 86			Burlington, Mass.	Swenson, Edward	1937-39	34	G	
	(Capt. '86)	23	RB	Linden, N.J.	Swenson, Edward	1937-39	34	G	
Stratton, Arthur	1965	63	G	Melrose, Mass.	Swenson, Edward	1937-39	34	G	
Strick, Mike	2013	30	LB	Fair Lawn, N.J.	Swenson, Edward	1937-39	34	G	
Strollo, John	1974	78	OT	Middletown, N.J.	Swenson, Edward	1937-39	34	G	
Strong, Earl	1974-75	44	HB	Brockton, Mass.	Swenson, Edward	1937-39	34	G	
Strumski, Leo	1940-41	30	T	Canton, Mass.	Swenson, Edward	1937-39	34	G	
Stuka, Stephen	1947-48			Clinton, Mass.	Swenson, Edward	1937-39	34	G	
Stuka, William	1952			Clinton, Mass.	Swenson, Edward	1937-39	34	G	
Sukiennik, Tony	1972-73	29	DB	Tonawanda, N.Y.	Swenson, Edward	1937-39	34	G	
Sullivan, C.	1944				Swenson, Edward	1937-39	34	G	
Sullivan, Chris	1992-95	93	DT	North Attleboro, Mass.	Swenson, Edward	1937-39	34	G	
Sullivan, Daniel	1950			Roxbury, Mass.	Swenson, Edward	1937-39	34	G	
					Tanner, Francis	1950, 52		HB	Newton, Mass.
					Tarasovich, George	1949		C	Bridgeport, Conn.
					Tardio, Rob	1995-98	16	TE	Wyckoff, N.J.
					Tassarini, Anthony	1938-40	39	LG	Salem, Mass.
					Tataronis, Richard	1969	61	OG	Lawrence, Mass.
					Tattar, George	1910-12			
					Taylor, George	1930-32	11	G	Brighton, Mass.
					Taylor, Richard	1965		G	Baltimore, Md.
					Taylor, Tyrone	1983-86	21	RB	Bridgeport, Conn.
					Teliszewski, Bernard	1954-56	43	FB	Dorchester, Mass.
					Tennant, Matt	2007-09			
						(Capt. '09)	65	C	Cincinnati, Ohio
					Testa, Gary	1962, 64	40	HB	Montclair, N.J.
					Tevlan, Edward	1902			
					Thayer, Bob	1975-76	93	DE	Braintree, Mass.
					Thomas, Bill	1970-71	27	HB	Peekskill, N.Y.
					Thomas, Dave	1967-68	15	DB	Stamford, Conn.
					Thomas, David	1982-84			
						(Capt. '84)	50	DE	Capitol Heights, Md.
					Thomas, William	1969	30	LHB	Peekskill, N.Y.
					Thompson, David	1986-89	17	OLB	Louisville, N.Y.
					Thompson, Ryan	2005-07	85	TE	Akron, Ohio
					Thompson, William	1984-87	46	DE	
					Thompson, Will	2008, 10-11	50	LB	Jersey City, N.J.
					Thurman, Tony	1981-85	17	WS	Trenton, N.J.
					Tiernan, James	1954, 56	32	HB	Lynn, Mass.
					Tierney, Charles	2016	7	LT	Providence, R.I.
					Tierney, Ryan	2011 (manager)			
					Toal, Brian	2004-06, 08	16	LB	Wenham, Mass.
					Toal, Greg	2000-03	16	FB	Wyckoff, N.J.
					Tobin, Joseph	1942	20	T	Wyckoff, N.J.
					Tobin, Thomas	1963			
					Toczylowski, Charles	1969			
					Toczylowski, Henry	1938-39			
						(Capt. '39)	22	QB	Lynn, Mass.
					Toczylowski, Martin	1972	46	DHB	Arlington, Mass.
					Tolefree, Shalom	1994, 96-97	26	DB	Kansas City, Mo.
					Torneo, Michael	1960-62	42	HB	Beverly, Mass.
					Tomozewski, Stanley	1893			

BOWL GAME HISTORY

40 COTTON BOWL



Dallas, Texas

Jan. 1, 1940

Clemson 6
Boston College 3

Franks Leahy came to Boston College in 1939, succeeding the immortal Gil Dobie, and immediately declared, "I did not come to BC to fail." Nor did the 29-year old protégé of Knute Rockne, who had tutored Fordham's mighty Seven Blocks of Granite.

His team was ranked 11th nationally when it faced Clemson in the Cotton Bowl – the first New England team to participate in a bowl game in 20 years. The Eagles took a 3-0 lead on Alex Lukachik's 36-yard field goal, but Clemson roared right back on its next possession, and Charley Timmons ran for a score.

That was it for the day. Banks McFadden knocked down three Charley O'Rourke passes in the end zone in the fourth quarter, and BC drove to the Clemson 8-yard line late in the game but failed to score.

SCORING SUMMARY

Clemson	0	6	0	0	–	6
Boston College	0	3	0	0	–	3

SECOND QUARTER

BC – 36 FG Alex LUKACHIK. Score: BC 3, CU 0.

CU – Charley TIMMONS 1 run (Shad Bryant kick failed). Score: CU 6, BC 3.

STATS

Team Statistics	CU	BC
First Downs	11	9
Total Net Yds.	239	184
Net Yds. Rushing	204	111
Net Yds. Passing	35	73
Interceptions	2	1
Penalties	8-80	8-90
Fumbles-Lost	5-3	3-2

41 SUGAR BOWL



New Orleans, La.

Jan. 1, 1941

Boston College 19
Tennessee 13

In Leahy's second year, the Eagles went unbeaten in 11 games and finished with their highest national ranking, thanks to a gritty come-from-behind 19-13 win over Tennessee in the Sugar Bowl. The Volunteers, who had not lost a regular season game in three years, led 7-0 at the half, but Joe Zabliiski's recovery of a blocked punt set up Harry Connolly's game-tying touchdown and extra point in the third quarter.

Tennessee came back to take a 13-7 lead, but Mike Holovak ended a 60-yard drive when he scored BC's second touchdown. However, Leahy elected to run Holovak for the extra point which was stopped. The score remained tied at 13.

Don Currian blocked a Tennessee field goal in the fourth quarter and started BC on its winning drive.

SCORING SUMMARY

Tennessee	7	0	6	0	–	13
Boston College	0	0	13	6	–	19

FIRST QUARTER

UT – Van THOMPSON 4 run (Robert FOXX kick). Score: UT 7, BC 0.

THIRD QUARTER

BC – Harry CONNOLLY 13 run (Francis MAZNICKI kick). Score: BC 7, UT 7.

UT – Buist WARREN 2 run (FOXX kick failed). Score: UT 13, BC 7.

BC – Mike HOLOVAK 1 run (HOLOVAK run failed). Score: BC 13, UT 13.

FOURTH QUARTER

BC – Charlie O'ROURKE 24 run (MAZNICKI kick failed). Score: BC 19, UT 13.

STATS

Team Statistics	UT	BC
First Downs	13	11
Total Net Yds.	245	248
Net Yds. Rushing	124	142
Net Yds. Passing	121	106
Interceptions	1	2
Penalties	4-36	3-25
Fumbles-Lost	1-1	1-1

43 ORANGE BOWL

**Miami, Fla.**

Jan. 1, 1943

Alabama 37
Boston College 21

This contest was a wild affair, as Boston College took a 14-0 lead on two of Mike Holovak's three touchdowns on the day. Holovak's first touchdown came on a 65-yard run and his second on a 35-yard sweep.

After Alabama fought back for a 19-14 lead, Holovak scored his third touchdown of the day on a two-yard plunge. Harry Connolly's extra-point gave the Eagles a 21-19 lead. By this time, injuries had begun to pile up for BC (Mario Gianelli, one of the team's best linemen, broke his toe getting dressed for the game and never played), and Alabama took the lead for good on a field goal. The Crimson Tide soon took a 28-21 advantage and the Eagles missed their tying chance when they were unable to score from the 8-yard line in the fourth quarter.

SCORING SUMMARY

Alabama	0	22	6	9	-	37
Boston College	14	7	0	0	-	21

FIRST QUARTER

BC - Mike HOLOVAK 65 run (Harry CONNOLLY kick). Score: BC 7, UA 0.

BC - HOLOVAK 35 run (CONNOLLY kick). Score: BC 14, UA 0.

SECOND QUARTER

UA - Wheeler LEETH 14 pass from Russ MOSLEY (George HECHT kick failed). Score: BC 14, UA 6.

UA - Ted COOK 17 pass from Johnny AUGUST (HECHT kick failed). Score: BC 14, UA 12.

UA - Bobby Tom JENKINS 40 run (HECHT kick). Score: UA 19, BC 14.

BC - HOLOVAK 2 run (CONNOLLY kick). Score: BC 21, UA 19.

UA - 25 FG HECHT. Score: UA 22, BC 21.

THIRD QUARTER

UA - Johnny AUGUST 15 run (HECHT kick failed). Score: UA 28, BC 21.

FOURTH QUARTER

UA - JENKINS 1 run (HECHT kick). Score: UA 35, BC 21.

UA - Joe DOMNANOVICH safety. Score: UA 37, BC 21.

STATS

Team Statistics	UA	BC
First Downs	13	13
Total Net Yds.	342	394
Net Yds. Rushing	248	237
Net Yds. Passing	94	157
Interceptions	1	2
Penalties	4-20	3-11
Fumbles-Lost	1-0	5-2

82 TANGERINE BOWL

**Orlando, Fla.**

Dec. 18, 1982

Auburn 33
Boston College 26

Eagle quarterback Doug Flutie put on a dazzling performance, completing 22-of-38 passes for 299 yards and two touchdowns (he also scored on a five-yard run and accounted for a pair of two-point-conversions), but the Eagles' furious second-half rally fell just short of victory. The Eagles scored on the first drive of the game and then played tremendous defense, stopping the nationally ranked Auburn Tigers twice on drives inside their own 5-yard line without surrendering a touchdown. The Tigers used their blinding outside speed to score three second-quarter touchdowns and increased their lead to 33-10 by the end of the third.

SCORING SUMMARY

Boston College	7	3	0	16	-	26
Auburn	3	20	10	0	-	33

FIRST QUARTER

BC - Doug FLUTIE 5 run (Kevin SNOW kick), 10:49 left. Score: BC 7, AU 0.

AU - 19 FG Al DeIGRECO, 5:07 left. Score: BC 7, AU 3.

SECOND QUARTER

AU - Bo JACKSON 1 run (DeIGRECO kick), 11:34 left. Score: AU 10, BC 7.

AU - Willie HOWELL 2 run (DeIGRECO kick), 4:49 left. Score: AU 17, BC 7.

BC - 34 FG SNOW, 3:41 left. Score: AU 17, BC 10.

AU - JACKSON 6 run (Mike MANN pass failed), 0:46 left. Score: AU 23, BC 10.

THIRD QUARTER

AU - 23 FG DeIGRECO, 8:44 left. Score: AU 26, BC 10.

AU - Greg PRATT 15 run (DeIGRECO kick), 1:10 left. Score: AU 33, BC 10.

FOURTH QUARTER

BC - Scott NIZOLEK 2 pass from FLUTIE (FLUTIE to NIZOLEK), 10:55 left. Score: AU 33, BC 18.

BC - Brian BRENNAN 16 pass from FLUTIE (FLUTIE run), 0:00 left. Score: AU 33, BC 26.

STATS

Team Statistics	BC	AU
First Downs	24	27
Total Net Yds.	414	490
Net Yds. Rushing	115	313
Net Yds. Passing	299	177
Interceptions	2	1
Penalties	2-38	3-30
Fumbles-Lost	3-3	4-1

BOWL GAME HISTORY

83 LIBERTY BOWL



Memphis, Tenn.

Dec. 29, 1983

Notre Dame 19
Boston College 18

Despite bitter 11-degree temperatures, Doug Flutie shined once again in postseason action, completing 16-of-37 passes for 287 yards and three touchdowns. The Fighting Irish, however, also tallied three TDs and emerged a one-point victor.

Scott Gieselmann grabbed a 3-yard touchdown flip from Flutie midway through the third quarter, but the contest was a deadlocked defensive struggle for the remainder of the evening. With 1:08 left on a fourth-down situation on Notre Dame's 35, Flutie's toss intended for Joe Giaquinto fell incomplete.

Tailback Troy Stradford was the Eagles leading ground gainer with 51 yards on 16 carries. Flutie, however, was named the game's Most Valuable Player for his aerial efforts.

SCORING SUMMARY

Boston College	6	6	6	0	-	18
Notre Dame	7	12	0	0	-	19

FIRST QUARTER

BC – Brian BRENNAN 17 pass from Doug FLUTIE (Doug WALDRON kick failed), 12:07 left. Score: BC 6, ND 0.

ND – Allen PINKETT 1 run (Mike JOHNSTON kick), 4:24 left. Score: ND 7, BC 6.

SECOND QUARTER

ND – Alvin MILLER 13 pass from Blair KIEL (JOHNSTON kick failed), 11:49 left. Score: ND 13, BC 6.

ND – PINKETT 3 run (JOHNSTON kick failed), 8:19 left. Score: ND 19, BC 6.

BC – Gerard PHELAN 28 pass from FLUTIE (FLUTIE pass failed), 7:02 left. Score: ND 19, BC 12.

THIRD QUARTER

BC – Scott GIESELMAN 3 pass from FLUTIE (FLUTIE pass failed), 7:20 left. Score: ND 19, BC 18.

STATS

Team Statistics	ND	BC
First Downs	19	15
Total Net Yds.	376	380
Net Yds. Rushing	225	93
Net Yds. Passing	151	287
Interceptions	1	2
Penalties	5-47	7-55
Fumbles-Lost	3-1	1-0

85 COTTON BOWL



Dallas, Texas

Jan. 1, 1985

Boston College 45
Houston 28

Four months to the day after the memorable 1984 season began, it ended with the Eagles' first post-season Bowl victory in 44 years. Before 56,522 (67,381 paid) at the frigid Cotton Bowl (32 windy, drizzly degrees) and another CBS-TV national audience, Heisman Trophy winner Doug Flutie (13 for 37, 180 yards) threw two scoring passes in the first quarter to boost BC to a 17-7 lead. Kelvin Martin's 63-yard touchdown grab to open the scoring was the longest aerial connection of the year for the Eagles. Flutie would add his Cotton Bowl-record third touchdown pass later in the contest. Houston trimmed two touchdowns off BC's 31-14 halftime lead before the Eagle ground game asserted itself.

SCORING SUMMARY

Houston	7	7	14	0	-	28
Boston College	17	14	0	14	-	45

FIRST QUARTER

BC – Kelvin MARTIN 63 pass from Doug FLUTIE (Kevin SNOW kick). Score: BC 7, H 0.

BC – Troy STRADFORD 8 pass from FLUTIE (SNOW kick). Score: BC 14, H 0.

UH – Earl ALLEN 98 kickoff return (Mike CLENDENEN kick). Score: BC 14, H 7.

BC – 31 FG SNOW. Score: BC 17, H 7.

SECOND QUARTER

BC – Gerard PHELAN 13 pass from FLUTIE (SNOW kick). Score: BC 24, H 7.

BC – Steve STRACHEN 2 run (SNOW kick). Score: BC 31, H 7.

UH – Larry SHEPHERD 15 pass from Gerald LANDRY (CLENDENEN kick). Score: BC 31, H 14.

THIRD QUARTER

UH – Raymond TATE 2 run (CLENDENEN kick). Score: BC 31, H 21.

UH – Audrey McMILLIAN 25 interception return (CLENDENEN kick). Score: BC 31, H 28.

FOURTH QUARTER

BC – STRACHAN 4 run (SNOW kick). Score: BC 38, H 28.

BC – STRADFORD 18 run (SNOW kick). Score: BC 45, H 28.

STATS

Team Statistics	BC	UH
First Downs	22	15
Total Net Yds.	533	321
Net Yds. Rushing	353	167
Net Yds. Passing	180	154
Interceptions	2	2
Penalties	7-64	7-66
Fumbles-Lost	2-1	3-2

85 HALL OF FAME BOWL



Tampa, Fla.

Dec. 23, 1986

Boston College 27
Georgia 24

Eagle quarterback Shawn Halloran connected with wide receiver Kelvin Martin on a five-yard touchdown pass with just 32 seconds remaining in the game to give Boston College a thrilling 27-24 victory over the Georgia Bulldogs in the first Hall of Fame Bowl game in Tampa, Fla.

The perfectly timed touchdown toss capped a sparkling 76-yard drive that began with just 2:38 left on the clock and Georgia holding a 24-20 edge.

The Eagles started the game in high gear, with Halloran picking apart the Bulldogs' defense for 22 completions in his first 31 attempts – good for 242 yards, a touchdown and a 20-7 lead at intermission. Georgia roared back in the second half, however, outscoring the Eagles 17-0 until BC's magical final drive.

SCORING SUMMARY

Georgia	7	0	10	7	–	24
Boston College	3	17	0	7	–	27

FIRST QUARTER

UGA – James JACKSON 7 run (Jonathan CRUMLEY kick), 5:24 left. Score: UGA 7, BC 0.

BC – FG 23 Brian LOWE, 0:40 left. Score: UGA 7, BC 3.

SECOND QUARTER

BC – Peter CASPARRIELLO 4 pass from Shawn HALLORAN (LOWE kick), 7:04 left. Score: BC 10, UGA 7.

BC – Troy STRADFORD 1 run (LOWE kick), 5:05 left. Score: BC 17, UGA 7.

BC – FG 37 LOWE, 0:04 left. Score: BC 20, UGA 7.

THIRD QUARTER

UGA – FG 28 Davis JACOBS, 8:29 left. Score: BC 20, UGA 10.

UGA – Gary MOSS 81 interception return (JACOBS kick), 4:25 left. Score: BC 20, UGA 17.

FOURTH QUARTER

UGA – JACKSON 5 run (JACOBS kick), 11:51 left. Score: UGA 24, BC 20.

BC – Kelvin MARTIN 5 pass from HALLORAN (LOWE kick), 0:32 left. Score: BC 27, UGA 24.

STATS

Team Statistics	UGA	BC
First Downs	18	26
Total Net Yds.	272	427
Net Yds. Rushing	94	111
Net Yds. Passing	178	316
Interceptions	0	2
Penalties	3-30	6-45
Fumbles-Lost	4-2	3-0

93 HALL OF FAME BOWL



Tampa, Fla.

Jan. 1, 1993

Tennessee 38
Boston College 23

The first bowl appearance in six years fell short of a success as a 17-point scoring blitz by Tennessee in the third quarter broke open a close game and gave the Vols a lead that could not be matched. BC had outstanding performances from tight end Pete Mitchell, who set a Hall of Fame Bowl receiving record with nine catches for 100 yards (and a pair of scores), and from quarterback Glenn Foley, who clicked on 23-of-46 passes for 268 yards and threw a pair of two-point conversions in addition to the two TD passes to Mitchell.

BC rallied with Foley's 17-yard TD pass to Mitchell and Darnell Campbell's seven-yard scoring dash, each of which was followed by a successful two-point conversion play, but the clock ran out on BC's closing effort.

SCORING SUMMARY

Boston College	0	7	0	16	–	23
Tennessee	14	0	17	7	–	38

FIRST QUARTER

UT – Heath SHULER 1 run (John BECKSVOORT kick), 9:55 left. Score: UT 7, BC 0.

UT – Cory FLEMING 27 pass from SHULER (BECKSVOORT kick), 5:13 left. Score: UT 14, BC 0.

SECOND QUARTER

BC – Pete MITCHELL 12 pass from Glenn FOLEY (David GORDON kick), 10:43 left. Score: UT 14, BC 7.

THIRD QUARTER

UT – SHULER 14 run (BECKSVOORT kick), 10:17 left. Score: UT 21, BC 7.

UT – FG 25 BECKSVOORT, 4:42 left. Score: UT 24, BC 7.

UT – Mose PHILLIPS 69 pass from SHULER (BECKSVOORT kick), 2:01 left. Score: UT 31, BC 7.

FOURTH QUARTER

UT – FLEMING 48 pass from Jerry COLQUITT (BECKSVOORT kick), 7:55 left. Score: UT 38, BC 7.

BC – MITCHELL 17 pass from FOLEY (MITCHELL from FOLEY pass). Score: UT 38, BC 15.

BC – Darnell CAMPBELL 7 run (Ivan BOYD from FOLEY pass). Score: UT 38, BC 23.

STATS

Team Statistics	UT	BC
First Downs	20	22
Total Net Yds.	450	371
Net Yds. Rushing	157	103
Net Yds. Passing	293	268
Interceptions	0	1
Penalties	5-40	5-25
Fumbles-Lost	1-1	1-0

BOWL GAME HISTORY

94 CARQUEST BOWL



Miami, Fla.

Jan. 1, 1994

Boston College 31
Virginia 13

Glenn Foley put on a masterful passing show in leading the Eagles to the Carquest Bowl championship. The Virginia Cavaliers gave BC an early scare, picking off Foley's second pass of the game and converting it into a touchdown and a 7-0 advantage, 1:05 into the game.

But Foley would make few mistakes in the ensuing minutes of play. In his final collegiate appearance, Foley would go on to set eight Bowl records, passing for 391 yards and three touchdowns and earning himself the game's Most Valuable Player award.

Overall, the Eagle offense was splendid. When the game ended, BC had gained a whopping 557 yards – nearly seven yards per play.

SCORING SUMMARY

Virginia	7	6	0	0	–	13
Boston College	3	14	7	7	–	31

FIRST QUARTER

UVA – Jerrod WASHINGTON 11 run (Kyle KIRKEIDE kick). Score: UVA 7, BC 0.

BC – FG 19 David GORDON. Score: UVA 7, BC 3.

SECOND QUARTER

BC – Clarence CANNON 78 pass from Glenn FOLEY (GORDON kick). Score: BC 10, UVA 7.

UVA – Charles WAY 7 run (KIRKEIDE kick failed). Score: UVA 13, BC 10.

BC – CANNON 5 pass from FOLEY (GORDON kick). Score: BC 17, UVA 13.

THIRD QUARTER

BC – Keith MILLER 46 pass from FOLEY (GORDON kick). Score: BC 24, UVA 13.

FOURTH QUARTER

BC – Darnell CAMPBELL 12 run (GORDON kick). Score: BC 31, UVA 13.

STATS

Team Statistics	UVA	BC
First Downs	16	27
Total Net Yds.	298	557
Net Yds. Rushing	85	166
Net Yds. Passing	213	391
Interceptions	0	2
Penalties	3-35	4-33
Fumbles-Lost	1-0	2-1

94 JEEP ALOHA BOWL



Honolulu, Hawaii

Dec. 25, 1994

Boston College 12
Kansas State 7

In a spectacular defensive effort, the Eagles stopped eighth-ranked Kansas State cold – completely erasing the Wildcats' ground attack (minus 61 yards on the day) and sacking quarterback Chad May eight times. The Kansas State offense could not manage a touchdown in the game; the Wildcats' only points came on a blocked punt, which was recovered in the end zone.

Kansas State scored on the blocked punt on the last play of the first quarter, and both defenses dueled in front of an ABC-TV national audience before the Eagles were able to muster another long drive in the fourth period that culminated in David Gordon's 35-yard field goal with 1:18 left. The key play of that successful late drive was a 46-yard pass from Mark Hartsell to wide receiver Kenyatta Watson.

SCORING SUMMARY

Boston College	7	2	0	3	–	12
Kansas State	7	0	0	0	–	7

FIRST QUARTER

BC – Justice SMITH 2 run (David GORDON kick), 10:35 left. Score: BC 7, KSU 0.

KSU – Chris SUBLETTE recovered blocked punt in end zone (Martin GRAMATICA kick), 0:08 left. Score: BC 7, KSU 7.

SECOND QUARTER

BC – Chad MAY tackled in end zone by Mike MAMULA, 2:37 left. Score: BC 9, KSU 7.

FOURTH QUARTER

BC – FG 35 GORDON, 1:18 left. Score: BC 12, KSU 7.

STATS

Team Statistics	KSU	BC
First Downs	7	13
Total Net Yds.	124	317
Net Yds. Rushing	-61	149
Net Yds. Passing	185	168
Interceptions	2	1
Penalties	9-56	7-84
Fumbles-Lost	0-0	0-0

99 INSIGHT.COM BOWL

**Tucson, Ariz.**

Dec. 31, 1999

Colorado 62
Boston College 28

Colorado began the game with a 65-yard drive resulting in the first touchdown. The Buffs scored twice before the first quarter ended. The Eagles would not give up as George White intercepted a pass from CU QB Mike Moschetti and returned it 78 yards for the Eagles' first touchdown. With 7:22 left in the first half, the Eagles trailed by a score of 35-7. The half came to a close with Colorado ahead 45-7. The third quarter offered the same, with Tim Hasselbeck and Brian St. Pierre combining to complete nine of 28 passes. Colorado took a convincing 62-28 win back to Boulder.

SCORING SUMMARY

Boston College	0	7	7	14	-	28
Colorado	21	24	10	7	-	62

FIRST QUARTER

CU – Cortlen JOHNSON 10 run (Jeremy ALDRICH kick), 11:05 left. Score: CU 7, BC 0.

CU – Mike MOSCHETTI 2 run (ALDRICH kick), 1:47 left. Score: CU 14, BC 0.

CU – Jashon SYKES 29 interception return (ALDRICH kick), 1:17 left. Score: CU 21, BC 0.

SECOND QUARTER

CU – Rashidi BARNES 21 interception return (ALDRICH kick), 10:47 left. Score: CU 28, BC 0.

CU – Ben KELLY 88 punt return (ALDRICH kick) 8:50 left. Score: CU 35, BC 0.

BC – George WHITE, 78 interception return (John MATICH kick) 7:22 left. Score: CU 35, BC 7.

CU – JOHNSON 2 run (ALDRICH kick) 5:59 left. Score: CU 42, BC 7.

CU – 26 FG ALDRICH, 0:29 left. Score: CU 45, BC 7.

THIRD QUARTER

CU – 21 FG ALDRICH, 6:40 left. Score: CU 48, BC 7.

BC – Bryant ARNDT fumble recovery in end zone (MATICH kick), 3:36 left. Score: CU 48, BC 14.

CU – Roman HOLLOWELL 18 run (ALDRICH kick), 2:53 left. Score: CU 55, BC 14.

FOURTH QUARTER

CU – Zac COLVIN 4 run (ALDRICH kick), 14:53 left. Score: CU 62, BC 14.

BC – Jamal BURKE 2 pass from Tim HASSELBECK (MATICH kick), 7:37 left. Score: CU 62, BC 21.

BC – Doug BESSETTE 9 blocked punt return (MATICH kick), 1:42 left. Score: CU 62, BC 28.

STATS

Team Statistics	BC	CU
First Downs	12	29
Total Net Yds.	255	523
Net Yds. Rushing	96	365
Net Yds. Passing	159	158
Interceptions	3	1
Penalties	6-62	5-40
Fumbles-Lost	2-1	1-0

00 JEEP ALOHA BOWL

**Honolulu, Hawaii**

Dec. 25, 2000

Boston College 31
Arizona State 17

Boston College put on a second-half offensive explosion to defeat Arizona State by a 31-17 score in the 2000 Jeep Aloha Bowl. Though Arizona State jumped on the board first, BC was quick to respond with 10 straight points for a 10-7 lead after one quarter. Senior running back Cedric Washington marched into the end zone just 1:07 after the ASU score on a 10-yard run.

Leading 24-10 to start the fourth quarter, senior line-backer Ryan Burch intercepted a pass attempt by Griffin Goodman. Washington took over, and after four rushes that gained 28 yards, he ran the final 10 yards into the end zone for the Eagles' final score of the day and a 31-10 lead. ASU added a late score.

Boston College accumulated 180 yards on the ground, including a final 100-yard rushing game (109 yards) for Washington.

SCORING SUMMARY

Boston College	10	0	14	7	-	31
Arizona State	7	3	0	7	-	17

FIRST QUARTER

ASU – Tom PACE 14 run (Mike BARTH kick), 11:50 left. Score: ASU 7, BC 0.

BC – Cedric WASHINGTON 10 run (Mike SUTPHIN kick), 10:43 left. Score: BC 7, ASU 7.

BC – FG 50 SUTPHIN, 8:20 left. Score: BC 10, ASU 7.

SECOND QUARTER

ASU – FG 28 BARTH, 11:17 left. Score: BC 10, ASU 10.

THIRD QUARTER

BC – Dedrick DEWALT, 58 pass from HASSELBECK (SUTPHIN kick) 8:48 left. Score: BC 17, ASU 10.

BC – Ryan READ 40 pass from HASSELBECK (SUTPHIN kick), 5:52 left. Key play: scoring play. Score: BC 24, ASU 10.

FOURTH QUARTER

BC – WASHINGTON 11 run (SUTPHIN kick), 11:10 left. Score: BC 31, ASU 10.

ASU – Ryan DENNARD 31 pass from Matt COOPER (BARTH kick), 0:51 left. Score: BC 31, ASU 17.

STATS

Team Statistics	BC	ASU
First Downs	14	20
Total Net Yds.	389	360
Net Yds. Rushing	180	140
Net Yds. Passing	209	220
Interceptions	1	2
Penalties	6-62	3-30
Fumbles-Lost	2-1	4-3

BOWL GAME HISTORY

01 MUSIC CITY BOWL



Nashville, Tenn.

Dec. 28, 2001

Boston College 20
Georgia 16

Boston College snapped its 22-game losing streak to ranked teams with a thrilling 20-16 victory over No. 16 Georgia in the 2001 Music City Bowl. Consensus All-America tailback William Green rushed for 149 yards, including a seven-yard, game-winning touchdown with 4:43 remaining in the game, to lead the Eagles to consecutive wins in a postseason bowl game.

Although the Eagles were outgained, 410 yards to 306 yards, the team did benefit from two UGA interceptions, two UGA fumbles and two first downs resulting from UGA penalties. Brian St. Pierre finished with 109 yards and one touchdown on nine completions. Green led all rushers with 149 yards and one touchdown, rushing for his 10th 100-yard game of the season. Fred Gibson was the game's leading receiver with 109 yards on six receptions.

SCORING SUMMARY

Boston College	3	10	0	7	-	20
Georgia	7	3	6	0	-	16

FIRST QUARTER

UGA – Fred GIBSON 15 pass from David GREENE (Billy BENNETT kick), 14:05 left. Score: UGA 7, BC 0.

BC – FG 25 Sandro SCIORTINO, 1:43 left. Score: UGA 7, BC 3.

SECOND QUARTER

BC – Dedrick DEWALT 10 pass from Brian ST. PIERRE (SCIORTINO kick), 9:09 left. Score: BC 10, UGA 7.

UGA – FG 26 SCIORTINO, 3:05 left. Score: BC 13, UGA 7.

BC – FG 24 BENNETT, 0:39 left. Score: BC 13, UGA 10.

THIRD QUARTER

UGA – Verron HAYNES 1 run (BENNETT kick failed), 5:26 left. Score: UGA 16, BC 13.

FOURTH QUARTER

BC – William GREEN 7 run (SCIORTINO kick), 4:43 left. Score: BC 20, UGA 16.

STATS

Team Statistics	BC	UGA
First Downs	16	23
Total Net Yds.	306	410
Net Yds. Rushing	197	122
Net Yds. Passing	109	288
Interceptions	0	2
Penalties	4-20	9-74
Fumbles-Lost	2-0	2-2

02 MOTOR CITY BOWL



Detroit, Mich.

Dec. 26, 2002

Boston College 51
Toledo 25

Boston College won a bowl game for an unprecedented third year in a row as the Eagles thumped Toledo, 51-25, in the Motor City Bowl. Senior quarterback Brian St. Pierre completed 25-of-35 passes for a career-high 342 yards and three touchdowns as the Eagles capped one of the most successful seasons in history. The Eagles scored touchdowns on their first six possessions. BC took the opening kickoff on its own 24 and marched 76 yards in 10 plays behind the rushing of Derrick Knight, who finished with 19 carries for 65 yards and a touchdown. After Toledo pulled to within 14-3, the Eagles mounted another impressive drive, culminating in a St. Pierre touchdown pass to talented sophomore wide receiver, a 40-yarder to Joel Hazard that made the score 21-3. The Rockets came no closer the rest of the day.

SCORING SUMMARY

Boston College	14	28	6	3	-	51
Toledo	3	15	7	0	-	25

FIRST QUARTER

BC – Derrick KNIGHT 2 run (Sandro SCIORTINO kick), BC 7, UT 0, 11:42 left

BC – Grant ADAMS 17 pass from Brian ST. PIERRE (SCIORTINO kick), 5:02 left; BC 14, UT 0

UT – Jason ROBBINS FG 35, BC 14, UT 3; 1:45 left.

SECOND QUARTER

BC – Joel HAZARD 40 pass from ST. PIERRE (SCIORTINO kick), 13:59 left, BC 21, UT 3

UT – Trinity DAWSON 2 run (ROBBINS kick), BC 21, UT 10, 10:47 left

BC – Horace DODD 5 run (SCIORTINO kick), BC 28, UT 10, 7:23 left

BC – ADAMS 40 pass from ST. PIERRE (SCIORTINO kick), BC 35, UT 10, 5:21 left

BC – Brandon BROKAW 1 run (SCIORTINO kick), BC 42, UT 10, 1:31 left

UT – Carl FORD 9 pass from Brian JONES (DAWSON rush), BC 42, UT 18, 0:24 left.

THIRD QUARTER

BC – SCIORTINO FG 23, BC 45, UT 18, 10:16 left

BC – SCIORTINO FG 35, BC 48, UT 18, 2:41 left

UT – Manny JOHNSON 30 pass from JONES (ROBBINS kick), BC 48, UT 25, 0:24 left.

FOURTH QUARTER

BC – SCIORTINO FG 45, BC 51, UT 25, 13:05 left.

STATS

Team Statistics	BC	UT
First Downs	30	21
Total Net Yds.	491	433
Net Yds. Rushing	149	102
Net Yds. Passing	342	331
Interceptions	0	2
Penalties	1-39	3-70
Fumbles-Lost	0-0	3-0

03 SAN FRANCISCO BOWL



San Francisco, Calif.

Dec. 31, 2003

Boston College 35
Colorado State 21

Boston College celebrated New Year's Eve in the City by the Bay by winning its fourth consecutive bowl game, a 35-21 victory over Colorado State in the Diamond Walnut San Francisco Bowl.

The Eagles scored early and often, taking a commanding 21-0 first-quarter lead. Will Blackmon started the game on a high note, returning the opening kickoff to the Colorado State 41. All-time rushing leader Derrick Knight dominated the opening drive and scored from the five to give the Eagles a 7-0 lead with 12:14 left. A 40-yard Van Pelt scoring pass with seven minutes remaining in the third trimmed BC's lead to 21-14, but a Stancil interception led to a Peterson-to-Lester 19-yard TD pass to give the Eagles some breathing room and a 28-14 lead. After an unsuccessful fourth down play for Colorado State, Knight iced the win, marching 28 yards to the end zone.

SCORING SUMMARY

Colorado State	0	7	7	7	-	21
Boston College	21	0	0	14	-	35

FIRST QUARTER

BC – Derrick KNIGHT 5 run (Sandro SCIORTINO kick), BC 7, CSU 0, 12:14 left.

BC – Larry LESTER 50 pass from Paul PETERSON (SCIORTINO kick), BC 14, CSU 0, 6:05 left.

BC – KNIGHT 3 run (SCIORTINO kick), BC 21, CSU 0, 0:34 left.

SECOND QUARTER

CSU – Jimmy GREEN 7 run (Jeff BABCOCK kick), BC 21, CSU 7, 10:24 left.

THIRD QUARTER

CSU – David ANDERSON 40 pass from Bradlee VAN PELT (BABCOCK kick), BC 21, CSU 14, 7:00 left.

FOURTH QUARTER

BC – LESTER 19 pass from PETERSON (SCIORTINO kick), BC 28, CSU 14, 12:31 left.

BC – KNIGHT 28 run (SCIORTINO kick), BC 35, CSU 14, 9:29 left.

CSU – VAN PELT 1 run (BABCOCK kick), BC 35, CSU 21, 5:27 left.

STATS

Team Statistics	CSU	BC
First Downs	21	19
Total Net Yds.	388	361
Net Yds. Rushing	146	137
Net Yds. Passing	242	224
Interceptions	5	1
Penalties	4-35	5-56
Fumbles-Lost	0-0	0-0

04 CONTINENTAL TIRE BOWL



Charlotte, N.C.

Dec. 30, 2004

Boston College 37
North Carolina 24

In his first game back from a broken finger, senior quarterback Paul Peterson threw for 236 yards as the Eagles won a fifth straight bowl game, beating North Carolina 37-24. Redshirt freshman Andre Callender carried the ball 26 times for 174 yards and a touchdown in a balanced offensive effort. UNC opened the third with a Connor Barth field goal to take a 24-21 lead. As the third quarter came to an end, Callender gained 38 yards to the UNC 10, setting up a one-yard touchdown plunge three plays later that gave BC a 27-24 lead.

The Eagle defense forced a punt on UNC's next drive and BC took over with good field position. On fourth down at the UNC 21, Ryan Ohliger faked the field goal and ran for the score, avoiding would-be Tar Heel tacklers on the way and stunning the crowd as the Eagles took a 34-24 lead. BC's final points came when William Troost hit an 18-yard field goal with 4:09 left.

SCORING SUMMARY

Boston College	14	7	0	16	-	37
North Carolina	7	14	3	0	-	24

FIRST QUARTER

BC – L.V. WHITWORTH 3 run (Ryan OHLIGER kick), BC 7, UNC 0, 08:13 left.

UNC – R. MCGILL 12 pass from Darian DURANT (Connor BARTH kick), BC 7, UNC 7, 06:08 left.

BC – Grant ADAMS 2 pass from Paul PETERSON (OHLIGER kick), BC 14, UNC 7, 01:32 left.

SECOND QUARTER

UNC – Wallace WRIGHT 5 pass from DURANT (BARTH kick), BC 14, UNC 14, 07:12 left.

UNC – Derrele MITCHELL 51 pass from DURANT (BARTH kick), BC 14, UNC 21, 01:44 left.

BC – David KASHETTA 1 pass from PETERSON (OHLIGER kick), BC 21, UNC 21, 00:17 left.

THIRD QUARTER

UNC – BARTH 27 field goal, BC 21, UNC 24; 04:32 left.

FOURTH QUARTER

BC – Andre CALLENDER 1 run (OHLIGER kick failed), BC 27, UNC 24, 14:16 left.

BC – OHLIGER 21 run (William TROOST kick), BC 34, UNC 24, 10:32 left.

BC – TROOST 18 field goal, BC 37, UNC 24, 04:09 left.

STATS

Team Statistics	BC	UNC
First Downs	20	22
Total Net Yds.	477	364
Net Yds. Rushing	228	105
Net Yds. Passing	249	259
Interceptions	0	0
Penalties	3-20	5-40
Fumbles-Lost	1-1	0-0

BOWL GAME HISTORY

05 MPC COMPUTERS BOWL



Boise, Idaho

Dec. 28, 2005

Boston College 27
Boise State 21

Ryan Glasper intercepted a Jared Zabransky pass in the end zone with 37 seconds left to lift BC past Boise State 27-21 in the 2005 MPC Computers Bowl.

Playing before a hostile crowd and on the blue turf of homestanding Boise State, the Eagles stunned the Broncos by scoring the first 27 points of the game as quarterback Matt Ryan connected on three touchdown passes, including two to Tony Gonzalez in the first half. Ryan completed 19-of-36 passes for 256 yards, 144 of them going to senior Will Blackmon.

Ryan got the Eagles on the board 3:29 into the first half when he found Gonzalez for a 24-yard touchdown pass. Following a Ryan Ohliger 30-yard field goal, BC linebacker Jolonn Dunbar caused a fumble that was picked up by Ray Henderson and taken to the Broncos 13 yard-line. Ryan then hooked up with Gonzalez on a 13-yard strike to give the Eagles a 17-0 lead.

SCORING SUMMARY

Boston College	7	17	3	0	-	27
Boise State	0	0	7	14	-	21

FIRST QUARTER

BC – Tony GONZALEZ 24 pass from Matt RYAN (Ryan OHLIGER kick), 11:31 left, BC 7, BSU 0.

SECOND QUARTER

BC – FG 30 Ryan OHLINGER 30, 12:22 left, BC 10, BSU 7, BC 10, BSU 0.

BC – GONZALEZ 13 pass from RYAN (OHLIGER kick), 2:27 left, BC 17, BSU 0.

BC – Will BLACKMON 35 pass from RYAN (OHLIGER kick), 0:40 left, BC 24, BSU 0.

THIRD QUARTER

BC – FG 27 OHLINGER, 3:52 left, BC 27, BSU 0.

BSU – Drisan JAMES 53 pass from Jared ZABRANSKY (DENHAM kick), 1:24 left, BC 27, BSU 7.

FOURTH QUARTER

BSU – ZABRANSKY 2 run (DENHAM kick), 14:15 left, BC 27, BSU 14.

BSU – Quinton JONES 92 punt return (DENHAM kick), 3:51 left, BC 27, BSU 21.

STATS

Team Statistics	BSU	BC
First Downs	17	20
Total Net Yds.	360	383
Net Yds. Rushing	43	127
Net Yds. Passing	317	256
Interceptions	2	1
Penalties	7-69	11-94
Fumbles-Lost	1-0	2-1

06 MEINEKE CAR CARE BOWL



Charlotte, N.C.

Dec. 30, 2006

Boston College 25
Navy 24

Interim Head Coach Frank Spaziani etched his name into the BC record books as the only undefeated coach in school history when he led the Eagles to a 25-24, come-from-behind victory over Navy. Spaziani was given the interim title after Tom O'Brien departed for N.C. State and he led the Eagles through their bowl game preparations. Junior quarterback Matt Ryan was named the game's MVP after he completed 20-of-29 passes for 242 yards and one touchdown.

With Navy trying to kill the clock with less than two minutes remaining, Dunbar recovered a Reggie Campbell fumble at the 36. Ryan completed a 15-yard pass to Ryan Purvis to get the Eagles within field goal range. Kicker Steve Aponavicius connected from 37 yards as time expired and the Eagles won yet another bowl game.

SCORING SUMMARY

Navy	7	14	3	0	-	24
Boston College	6	10	0	9	-	25

FIRST QUARTER

BC – Matt RYAN 2 run (Steve APONAVICIUS kick failed), 9:29 left, NAVY 0, BC 6.

NAVY – Tyree BARNES 31 pass from Kaijo KAHEAKU-ENHADA (Matt HARMON kick), 4:38 left, NAVY 7, BC 6.

SECOND QUARTER

NAVY – Zerbin SINGLETON 5 run (Harmon kick), 13:47 left, Navy 14, BC 6.

BC – Brian TOAL 1 run (APONAVICIUS kick), 10:12 left, NAVY 14, BC 13.

NAVY – Jason TOMLINSON 24 pass from KAHEAKU-ENHADA (HARMON kick), 7:21 left, NAVY 21, BC 13.

BC – FG 26 APONAVICIUS, 0:00 left, NAVY 21, BC 16.

THIRD QUARTER

NAVY – FG 22 HARMON, 9:51 left, NAVY 24, BC 16.

FOURTH QUARTER

BC – Ryan PURVIS 25 pass from RYAN (RYAN pass failed), 7:36 left, NAVY 24, BC 22.

BC – FG 37 APONAVICIUS, 0:00 left, BC 25, NAVY 24

STATS

Team Statistics	NAVY	BC
First Downs	21	17
Total Net Yds.	403	315
Net Yds. Rushing	322	73
Net Yds. Passing	81	242
Interceptions	0	2
Penalties	3-30	5-25
Fumbles-Lost	3-2	0-0

07 CHAMPS SPORTS BOWL



Orlando, Fla.

Dec. 28, 2007

Boston College 24
Michigan State 21

Quarterback Matt Ryan ended a brilliant career in style by leading the Eagles to an 11th victory for only the second time in school history as BC defeated Michigan State, 24-21, in the Champs Sports Bowl in Orlando.

Ryan completed 22-of-47 passes for 249 yards and three touchdowns as the Eagles kept the nation's longest bowl game winning streak alive with their eighth straight bowl win. The win also propelled the team to a No. 10 finish in the final AP college football poll of the season, BC's first top 10 finish since the 1984 season. Michigan State had an opportunity to pull the upset, taking over with 2:37 left in the game. But on first down, BC's Paul Anderson intercepted a Hoyer pass and returned it to the MSU 29, allowing the Eagles to run out the clock.

SCORING SUMMARY

Boston College	7	7	3	7	-	24
Michigan State	7	3	3	8	-	21

FIRST QUARTER

MSU – Kellen DAVIS 18 pass from Brian HOYER (Brett SWENSON kick), BC 0, MSU 7.

BC – Jon LOYTE 1 pass from Matt RYAN (Steve APONAVICIUS kick), BC 7, MSU 7.

SECOND QUARTER

BC – Rich GUNNELL 29 pass from RYAN (APONAVICIUS kick), BC 14, MSU 7.

MSU – SWENSON FG 39, BC 14, MSU 10.

THIRD QUARTER

MSU – SWENSON FG 23, BC 14, MSU 13.

BC – APONAVICIUS FG 28, BC 17, MSU 13.

FOURTH QUARTER

BC – GUNNELL 68 pass from RYAN (APONAVICIUS kick), BC 24, MSU 13.

MSU – Deon CURRY 14 pass from HOYER (Kellen DAVIS pass from HOYER), BC 24, MSU 21.

STATS

Team Statistics	BC	MSU
First Downs	17	18
Total Net Yds.	276	303
Net Yds. Rushing	27	172
Net Yds. Passing	249	131
Interceptions	1	4
Penalties	4-22	1-15
Fumbles-Lost	2-1	3-1

08 MUSIC CITY BOWL



Nashville, Tenn.

Dec. 31, 2008

Vanderbilt 16
Boston College 14

Vanderbilt won a bowl game for the first time in exactly 53 years when Bryant Hahnfeldt kicked a 45-yard field goal with 3:26 left to beat Boston College 16-14 in the Music City Bowl.

Vanderbilt hadn't even played in a bowl since 1982 and the win gave the Commodores (7-6) their first winning season since then.

Boston College (9-5) snapped the nation's longest bowl winning streak after eight straight games in its 10th consecutive bowl appearance. The Eagles also missed a chance at finishing with at least 10 wins for a third straight season.

SCORING SUMMARY

Boston College	0	7	0	7	-	14
Vanderbilt	6	0	7	3	-	16

FIRST QUARTER

VU – Bryant HAHNFELDT FG 42, BC 0, VU 3.

VU – HAHNFELDT FG 26, BC 0, VU 6.

SECOND QUARTER

BC – Montel HARRIS 4 pass from Dominique DAVIS (Steve APONAVICIUS kick), BC 7, VU 6.

THIRD QUARTER

VU – Sean RICHARDSON 0 fumble recovery (HAHNFELDT kick), BC 7, VU 13.

FOURTH QUARTER

BC – Collin LARMOND 55 pass from DAVIS (APONAVICIUS kick), BC 14, VU 13.

VU – HAHNFELDT FG 45, BC 14, VU 16.

STATS

Team Statistics	BC	VU
First Downs	14	16
Total Net Yds.	331	200
Net Yds. Rushing	141	79
Net Yds. Passing	190	121
Interceptions	2	0
Penalties	3-34	0-0
Fumbles-Lost	3-1	1-0

BOWL GAME HISTORY

09 EMERALD BOWL



San Francisco, Calif.

Dec. 26, 2009

USC 24

Boston College 13

Matt Barkley threw touchdown passes to Stanley Havili on Southern California's first two possessions and added a touchdown run in the fourth quarter to help the Trojans beat Boston College 24-13 in the Emerald Bowl.

Damian Williams caught 12 passes for 189 yards, setting up Havili's second score and Barkley's one-yard sneak that gave USC a 24-13 lead with 11:53 remaining.

The Eagles stayed close with the Trojans for most of the game before Dave Shinskie threw an interception to Shareece Wright early in the fourth quarter. On the next play, Barkley connected on a 48-yard pass to Williams. Barkley scored on the next play.

SCORING SUMMARY

Boston College	0	13	0	0	-	13
USC	7	7	3	7	-	24

FIRST QUARTER

USC – Stanley HAVILI 53 pass from Matt BARKLEY (Jordan CONGDON kick), 4:03 left, BC 0, USC 7.

SECOND QUARTER

USC – HAVILI 5 pass from BARKLEY (CONGDON kick), 6:14 left, BC 0, USC 14.

BC – Montel HARRIS 7 run (Steve APONAVICIUS kick failed), 2:42 left, BC 7, USC 14.

BC – Rich GUNNELL 61 pass from Dave SHINSKIE (APONAVICIUS kick), 3:35 left, BC 13, USC 14

THIRD QUARTER

USC – CONGDON FG 38, 4:51 left, BC 13, USC 17

FOURTH QUARTER

USC – BARKLEY 1 run (CONGDON kick), 0:29 left, BC 13, USC 24

STATS

Team Statistics	BC	USC
First Downs	18	20
Total Net Yds.	312	438
Net Yds. Rushing	94	88
Net Yds. Passing	218	350
Interceptions	1	2
Penalties	4-30	6-37
Fumbles-Lost	3-1	1-0

11 KRAFT FIGHT HUNGER BOWL



San Francisco, Calif.

Jan. 9, 2011

Nevada 20

Boston College 13

Rishard Matthews caught a touchdown pass and returned a punt for another score, and No. 13 Nevada used its best defensive game of the season to beat Boston College 20-13.

Colin Kaepernick threw for 192 yards and a touchdown for the Wolf Pack (13-1), who snapped a four-game bowl losing streak by tying a school record for wins in a season, set when it played in what used to be Division I-AA.

The win was sealed by Khalid Wooten's interception on the final drive of the game for the Eagles (7-6).

The game matched BC's top-ranked rushing defense against Nevada's high-powered pistol attack that was third in the nation in rushing. The defense won that battle, holding the Wolf Pack to a season-low 114 yards on the ground, including just 22 for Kaepernick.

Freshman Chase Rettig completed 14 of 34 passes for 121 yards and two interceptions. Boston College played without leading rusher Montel Harris, who got hurt in pre-game warmups.

SCORING SUMMARY

Nevada	14	3	3	0	-	20
Boston College	7	0	3	3	-	13

FIRST QUARTER

BC – Andre WILLIAMS 30 run (Nate FREESE kick), :8 left, BC 7, NEV 0

NEV – Rishard MATTHEWS 27 pass from Colin KAEPERNICK (Anthony MARTINEZ kick), 4:41 left, NEV 7, BC 7

NEV – MATTHEWS 72 punt return (MARTINEZ kick), NEV 14, BC 7

SECOND QUARTER

NEV – MARTINEZ FG 32, 5:27 left, NEV 17, BC 7

THIRD QUARTER

BC – FREESE FG 22 yd field goal, NEV 17, BC 10

NEV – MARTINEZ FG 32, 5:27 left, NEV 20, BC 10

FOURTH QUARTER

BC – FREESE FG 32, 1:39 left, NEV 20, BC 13

STATS

Team Statistics	BC	NEV
First Downs	12	16
Total Net Yds.	185	306
Net Yds. Rushing	64	114
Net Yds. Passing	121	192
Interceptions	2	1
Penalties	6-51	6-75
Fumbles-Lost	1-0	2-2

13 ADVOCARE V100 INDEPENDENCE BOWL

**Shreveport, La.**

Dec. 31, 2013

Arizona 42

Boston College 19

First-year coach Steve Addazio said Boston College has plenty to be proud of after a remarkable turnaround season that included a return to postseason play after a 2-10 record in 2012.

Not much went right for the Eagles in a 42-19 loss to Arizona in the Advocare V100 Bowl. Boston College running back Andre Williams, the Doak Walker Award winner and Heisman finalist who came into the game with 2,102 yards rushing, was held to 75 yards and one touchdown in his final collegiate game.

BC (7-6) kept things tight early, trailing just 7-6 midway through the second quarter. But Arizona scored two quick touchdowns just before halftime to take a 21-6 lead and the Eagles could never mount another challenge.

BC didn't score a touchdown until Williams' 4-yard run early in the fourth quarter. Senior Alex Amidon established a Boston College career record for receptions (191) and receiving yards (2,800) in the game, recording 10 receptions for 129 yards against the Wildcats. Senior place-kicker Nate Freese connected on both field-goal attempts to conclude the season a perfect 20-for-20.

SCORING SUMMARY

Arizona	7	14	14	7	-	42
Boston College	3	3	0	13	-	19

FIRST QUARTER

ARIZ – Ka'Deem CAREY 2 run (Jake SMITH kick), :41 left, ARIZ 7, BC 0

BC – Nate FREESE FG 32, 6:40 left, ARIZ 7, BC 3

SECOND QUARTER

BC – FREESE FG 41, 5:02 left, ARIZ 7, BC 6

ARIZ – William PARKS 69 interception return (SMITH kick), ARIZ 14, BC 6

ARIZ – Trey GRIFFEY 26 pass from B.J. DENKER (SMITH kick), 2:13 left, ARIZ 21, BC 6

THIRD QUARTER

ARIZ – CAREY 5 run (SMITH kick), 2:49 left, ARIZ 28, BC 6

ARIZ – DENKER 14 run (SMITH kick), 2:16 left, ARIZ 35, BC 6

FOURTH QUARTER

ARIZ – GRIFFEY 3 pass from DENKER (SMITH kick), 4:41 left, ARIZ 42, BC 6

BC – Andre WILLIAMS 4 run (RETTIG rush failed), 1:40, left, ARIZ 42, BC 12

BC – Tyler ROUSE 6 run (FREESE kick), 4:35 left, ARIZ 42, BC 19

STATS

Team Statistics	BC	ARIZ
First Downs	20	28
Total Net Yds.	351	529
Net Yds. Rushing	145	254
Net Yds. Passing	206	275
Interceptions	0	2
Penalties	5-55	2-23
Fumbles-Lost	0-0	2-2

HONOR ROLL

ALL-AMERICA CLASSIC

St. Petersburg, Fla.

1990 Ivan Caesar, LB
Kevin Pearson, LB
Ed Toner, RB

BLUE-GRAY GAME

Montgomery, Ala.

1941 Frank Maznicki, HB
1948 Tom Brennan, HB
1960 Jim O'Brien, T
1964 Bill Cronin, TE
1970 Frank Harris, QB
Fred Willis, RB
1975 Fred Steinfort, PK
1976 Glen Capriola, RB
Pete Cronan, LB
1977 Ken Smith, QB
1978 Jim Rourke, OT
1979 Karl Swanke, OT
1980 Mike Mayock, DB
1981 Gerard Raymond, QB
1982 Steve Nizolek, TE
1987 Dave Widell, OL
Billy Thompson, OL
1988 Jack Bicknell,
Head Coach
Eric Lindstrom, LB
Mike Maser,
Asst. Coach
Doug Widell, OL
Steve Williams, DB
1989 Rico Labbe, DB
1990 Matt Kelley, LB
1991 Mike Jovanovich, OT
1995 Dan Henning,
Off. Head Coach
Tim Morabito, DT
Tim O'Brien, C
Chris Sullivan, DT
1996 Nick Gianacacos, DL
1997 Matt Hasselbeck, QB
Todd Pollack, TE
Erik Storz, LB
1998 Mike Cloud, RB
Dan Collins, OG
Brian Maye, LB

EAST-WEST SHRINE GAME

Location?

1928 Al Weston, RB
1944 Edward Doherty, QB
1948 Ernie Stauntner, TE
1954 Joseph Johnson, RB
1961 Lou Kirouac, E
1962 Art Graham, E
1965 James Whelan, E
1966 Bob Hyland, G
1973 Gary Marangi, QB
Mike Esposito, RB
Al Kreviss, T
1975 Don Macek, C/G
Joe Yukika,
Asst. Coach
1976 Joe Yukika,
Asst. Coach
1977 Kelly Elias, DB
Don Peterson, TE
Steve Schindler, OL
Bob Watts, LB
Joe Yukika,
Head Coach
1980 John Schmeding, OL
1984 George Radachowsky,
DB
John Bosa, DL
1988 Jack Bicknell,
Asst. Coach
Darren Flutie, WR
Bill Romanowski
LB

1990 Jack Bicknell,
Head Coach
Rico Labbe, DB
1992 Chuckie Dukes, RB
1993 Glenn Foley, QB
1994 Stephen Boyd, LB
Pete Mitchell, TE
1998 Doug Brzezinski, QB
2001 Tim Hasselbeck, OG
Paul Zukauskas, OG
2003 Brian St. Pierre, QB
2004 Doug Goodwin, DT
Derrick Knight, RB
2008 Jo-Lonn Dunbar, LB
Jamie Silva, DB
2009 Robert Francois, LB
2010 Mike McLaughlin,
LB

HULA BOWL

Honolulu, Hawaii

1962 Lou Kirouac, E
1976 Don Macek, C
1978 Ken Smith, QB
1984 Steve DeOssie, LB
1985 Jack Bicknell,
Head Coach
Doug Flutie, QB
Gerard Phelan, WR
Tony Thurman, DB
Brian Lowe, K/P
1990 Chuckie Dukes, RB
1992 Glenn Foley, QB
1993 Stephen Boyd, LB
1994 Pete Mitchell, TE
1997 Todd Pollack, TE
2000 Mike Cook, OT
2001 Dedrick Dewalt, WR
Lenny Walls, CB
2006 Patrick Ross, C
2007 James Marten, OT
2008 Andre Callender, RB
Jeff Jagodzinski,
Asst. Coach

THE VILLAGES GRIDIRON CLASSIC

Orlando, Fla.

2000 Cedric Washington,
RB
2001 Sean Guthrie, DE
2005 Grant Adams, WR
T.J. Stancil, FS

JAPAN BOWL

Tokyo, Japan

1985 Jack Bicknell,
Head Coach
Doug Flutie, QB
Gerard Phelan, WR
1986 Mike Ruth, NT
Scott Gieselman, TE
1990 Tom Waddle, WR

SENIOR BOWL

Mobile, Ala.

1955 Frank Morze, T
1956 John Miller, T
1959 Don Allard, QB
Allan Miller, RB
Bill Byrne, G
1962 Harry Crump, RB
1964 Jack Concannon, QB
1965 Bill Cronin, E
Jim Whalen, E
Bob Hyland, G
1971 Fred Willis, RB
1973 Jeff Yeates, DL
1974 Gordon Browne, OL
1975 Mike Esposito, RB
Al Kreviss, OL

1977 Tom Lynch, OL
Bob Watts, LB
1979 Fred Smerlas, DL
1980 John Schmeding, OG
1983 Jack Belcher, C
Junior Poles, DL
Mark MacDonald,
OL
1985 Steve Trapilo, OL
Tom Nalen, C
1987 Pete Kendall, OG
1993 Doug Brzezinski, OG
1995 Mike Cloud, RB
1998 Darnell Alford, OT
Chris Hovan, DE
Pedro Cirino, DB
George White, DB
2001 Lenny Walls, CB
2003 Dan Koppen, C
2006 Will Blackmon,
WR/CB
Mathias Kiwanuka,
DE
Jeremy Trueblood,
OT
2007 Josh Beekman, OG
James Marten, OT
2008 Gosder Cherilus, OT
DeJuan Tribble, DB
2009 Ron Brace, DT
B.J. Raji, DT
2010 Matt Tennant, C
2011 Anthony Costanzo,
OT
Mark Herzlich, LB
Donnie Fletcher, LB

CONSENSUS FIRST-TEAM ALL-AMERICA

1920 Luke Urban, E
1940 Gene Goodreault, E
1942 Mike Holovak, RB*
1984 Doug Flutie, QB*
Tony Thurman, DB
Mike Ruth, NT
1985 Pete Mitchell, TE
1994 Mike Cloud, RB
1998 William Green, RB
2007 Jamie Silva, DB
2010 Luke Kuechly, LB
2011 Luke Kuechly, LB
2013 Andre Williams, RB*
**Unanimous*

WALTER CAMP ALL-AMERICA

1940 Gene Goodreault, E
1984 Doug Flutie, QB
Tony Thurman, DB
1985 Mike Ruth, NT
1994 Pete Mitchell, TE
2000 Paul Zukauskas, OT
(2nd team)
2001 William Green, RB
2005 Mathias Kiwanuka,
DE (2nd team)
2007 Jamie Silva, DB
2010 Luke Kuechly, LB
2011 Luke Kuechly, LB
2013 Andre Williams, RB

ALL-ECAC

1962 Harry Crump, FB
Art Graham, E
1963 Bill Risio, C
Jim Whalen, E
1965 Brendan McCarthy,
FB
1970 Fred Willis, RB
1971 Mike Mucci, E
Ed Rideout, RB

1973 Mike Esposito, RB
Fred Steinfort, PK
Keith Barnette, RB
1974 Al Kreviss, OL
1975 Pete Cronan, DT
Mike Kruczek, QB
Don Macek, C
Jim Walton, P
Glen Capriola, RB
Pete Cronan, LB
Kelly Elias, DB
Byron Hemingway,
DL
Tom Lynch, OG
Steve Schindler, OC
Jim Walton, P
Bob Watts, LB
Fred Steinfort, PK
Greg Cantone, OG
Kelly Elias, DB
Bob Moore, DE
John Schmeding, G
Richard Scudellari,
LB
1978 Fred Smerlas, DT
Jim Walton, P
1979 Jim Budness, LB
Bill Chaplick, C
Jim Budness, LB
1980 Mike Mayock, DB
Tim Sherwin, TE
Jim Budness, LB
Doug Flutie, QB
Gerry Raymond, OG
1982 Jack Belcher, C
Vic Crawford, DB
Steve DeOssie, LB
Doug Flutie, QB
Steve Lively, OL
Scott Nizolek, TE
Rob Swanke, DL
1983 Steve DeOssie, LB
Doug Flutie, QB
Mark MacDonald,
OL
George Radachowsky,
DB
Mike Ruth, NT
1984 Mike Ruth, NT
Troy Stradford, RB
Tony Thurman, DB
Doug Flutie, QB
Jack Bicknell Jr., C
Mark MacDonald,
OL
Gerard Phelan, WR
Scott Gieselman, TE
Kelvin Martin, WR
Bill Romanowski,
LB
Mike Ruth, NT
1986 John Bosa, DL
Karl Kreshpane, DB
Kelvin Martin, WR
Bill Romanowski,
LB
Troy Stradford, RB
Steve Trapilo, OL
Pete Casparriello,
TE
Darren Flutie, WR
Bill Romanowski,
LB
1988 Dave Widell, OL
Eric Lindstrom, DL
Tom Waddle, WR
Joe Wolf, OL
1989 Ivan Caesar, LB
Marcus Cherry, WR

1990 Ivan Caesar, LB
Mark Chmura, TE
David Johnson, DB

1991 Mark Chmura, TE
Tom McManus, LB
Chuckie Dukes, RB
Mike Marinaro, DT
Tom McManus, ILB
Charlie Brennan, FS
Dan Britten, OT

1993 Glenn Foley, QB
Pete Mitchell, TE
Stephen Boyd, LB
Michael Reed, CB
Tom Nalen, C
Stephen Boyd, LB
David Green, RB
Pete Kendall, OT
Mike Marmula, DE
Pete Mitchell, TE
Tim Morabito, NG
Eric Shorter, DB

1995 Rob Clifford, FS
Pete Kendall, OG
Tim Morabito, DT
Tim O'Brien, C
1996 Stalin Colinet, DT
Mark Nori, OG
Omari Walker, RB
Pedro Cirino, DB
Chris Hovan, DL
Todd Pollack, TE
Erik Storz, LB
Doug Brzezinski, OG
Pedro Cirino, DB
Mike Cloud, RB
Chris Hovan, NG
Damien Woody, C
Darnell Alford, OT
Frank Chamberlin, LB
Pedro Cirino, CB
Chris Hovan, DE
Cedric Washington, RB

2000 William Green, RB
Mike Sutphin, K
Paul Zukauskas, OG

2001 Marc Colombo, OT
William Green, RB
Sean Guthrie, DE
Dan Koppen, C
Kevin McMyler, P
Brian St. Pierre, QB
Dan Koppen, C
Josh Ott, LB
Ralph Parent, DB
Sandro Sciortino, PK

ECAC PLAYER OF THE YEAR
1976 Peter Cronan, LB
1982 Doug Flutie, QB
1983 Doug Flutie, QB
1984 Doug Flutie, QB
1993 Glenn Foley, QB
1994 Stephen Boyd, LB

ECAC ROOKIE OF THE YEAR
1981 Doug Flutie, QB
1982 Troy Stradford, RB

ALL-ACC

2005 Josh Beekman, OG (2nd team)
Will Blackmon, WR (2nd team)
Mathias Kiwanuka, DE (1st team)
Patrick Ross, C (2nd team)
Jamie Silva, FS (HM)
Jeremy Trueblood, OT (2nd team)

2006 Josh Beekman, OG (1st team)
Kevin Challenger, WR (HM)
Ryan Glasper, S (HM)
James Marten, OT (2nd team)
B.J. Raji, DT (2nd team)
Matt Ryan, QB (1st team)
DeJuan Tribble, CB (2nd team)

2007 Alex Albright, DE (HM)
Andre Callender, RB (2nd team)
Gosder Cherilus, OT (2nd team)
Jo-Lonn Dunbar, LB (2nd team)
Ryan Purvis, TE (1st team)
Brandon Robinson, CB (HM)
Matt Ryan, QB (1st team)
Jamie Silva, DB (1st team)
DeJuan Tribble, CB (2nd team)

2008 Paul Anderson, SS (HM)
Ron Brace, DT (2nd team)
Thomas Claiborne, OG (HM)
Anthony Castonzo, OT (2nd team)
Mark Herzlich, LB (1st team)
Ryan Purvis, TE (2nd team)
B.J. Raji, DT (1st team)
Clif Ramsey, OG (1st team)
Matt Tennant, C (HM)

2009 Anthony Castonzo, OT (1st team)
Thomas Claiborne, OG (HM)
Rich Gunnell, WR (HM)
Montel Harris, RB (2nd team)
Luke Kuechly, LB (1st team)
Ryan Quigley, P (HM)
Matt Tennant, C (2nd team)

2010 Anthony Castonzo, OT (1st team)
Montel Harris, RB (1st team)
Luke Kuechly, LB (1st team)
Thomas Claiborne, OG (HM)
2011 Luke Kuechly, LB (1st team)
2012 Alex Amidon, WR (1st team)
Nick Clancy, LB (1st team)
Emmett Cleary, OL (2nd team)
Gerald Levano, P (HM)
Kevin Pierre-Louis, LB (HM)

2013 Alex Amidon, WR (1st team)
Nate Freese, PK (1st team)
Steele Divitto, LB (3rd team)
Kasim Edeball, DE (3rd team)
Andy Gallik, C (3rd team)
Matt Petchan, OT (2nd team)
Kevin Pierre-Lewis, LB (1st team)
Ian White, OT (HM)
Andre Williams, RB (1st team)

HM - Honorable Mention

ACC PLAYER OF THE YEAR
2007 Matt Ryan, QB

ACC DEFENSIVE PLAYER OF THE YEAR
2008 Mark Herzlich, LB
2011 Luke Kuechly, LB

ACADEMIC ALL-ACC
2005 Ricky Brown, LB
2005 Paddy Lynch, RB
2006 Josh Beekman, O
2006 Ty Hall, OL
2006 James Marten, OL
2006-07 Nick Larkin, DE
2006-09 Steve Aponavicius, PK
2007-10 Anthony Castonzo, OL
2007-08, 10 Mark Herzlich, LB
2008 Montel Harris, TB
2010 Nate Richman, OL
2010 Andre Williams, RB
2011 Emmett Cleary, OT
2011 Hampton Hughes, DB
2011 Bobby Swigert, WR
2012 Dave Dudeck, RB
2013 David Dudeck, WR
Andre Williams, RB
Harris Williams, OG

ALL-BIG EAST
1991 Mark Chmura, TE (1st team)
Tom McManus, LB (1st team)
Chuckie Dukes, TB (2nd team)

1992 Charlie Brennan, FS (1st team)
Dan Britten, OT (1st team)
Chuckie Dukes, RB (1st team)
Mike Marinaro, DT (2nd team)
Tom McManus, ILB (1st team)
John Stolberg, NG (1st team)

1993 Stephen Boyd, ILB (1st team)
Glenn Foley, QB (1st team)
Pete Mitchell, TE (1st team)
Michael Reed, CB (2nd team)
Darnell Campbell, FB (2nd team)
Tom Nalen, C (2nd team)
Greg Landry, OG (2nd team)
Joe Kanara, DB (2nd team)
Jeff Beckley, P (2nd team)
Stephen Boyd, LB (1st team)
David Green, RB (2nd team)
Pete Kendall, OT (1st team)
Greg Landry, OG (1st team)
Mike Marmula, DE (1st team)
Pete Mitchell, TE (1st team)
Tim Morabito, NG (2nd team)
Pete Kendall, OG (1st team)
Tim Morabito, DT (1st team)
Mark Nori, OL (2nd team)
Daryl Porter, CB (2nd team)
Kenyatta Watson, RS (2nd team)

1996 Stalin Colinet, DT (1st team)
Mark Nori, OG (2nd team)
Dan Orskovich, OT (2nd team)
Omari Walker, RB (1st team)
Doug Brzezinski, OG (1st team)
Pedro Cirino, CB (2nd team)
Chris Hovan, NG (1st team)
Todd Pollack, TE (1st team)
Erik Storz, LB (1st team)
Damien Woody, C (2nd team)

1997 Doug Brzezinski, OG (1st team)

1991 Mike Williams, OLB
 1992 Charlie Brennan, FS
 Mike Marino, DT
 1993 Keith Miller, WR
 Mike Panos, LB
 Eric Shorter, DB
 1995 Rob Clifford, FS
 1996 Mark Nori, OG
 1997 Matt Hasselbeck, QB

Omari Walker, RB
 Doug Brzezinski, OG
 1998 Frank Chamberlin, LB
 1999

Tim Hasselbeck, QB
 2000 Scott Bradley, LB
 2001 Brian St. Pierre, QB
 Doug Bessette, DB
 2002 Augie Hoffmann, OG
 2003

Tim Bulman, DT
 2004 Ricky Brown, LB
 2005 Patrick Ross, C

2006 Josh Beekman, OG
 2007 Nick Larkin, DE
 Matt Ryan, QB
 2008 Branton Robinson, WR

2009 Jim Ramella, DE
 2010 Anthony Castonzo, OT
 2011 Ryan Quigley, P
 2012 Emmett Cleary, OL
 2013 Alex Amidon, WR
 Andrew Williams, RB

GEORGE BULGER LOWE AWARD

Presented by the Gridiron Club of Greater Boston to the outstanding football player in New England.

1939 Gene Goodreault, E
 1940 Charlie O'Rourke, HB

1942 Mike Holovak, QB
 1963 Jack Concannon, QB
 1970 Fred Willis, RB
 1973 Mike Esposito, RB
 1975 Mike Kruczek, QB
 1980 Jim Budness, LB
 1982 Doug Flutie, QB
 1983 Brian Brennan, WR
 1984 Doug Flutie, QB
 Mike Ruth, NG
 1985 Mike Ruth, NG
 1986 John Bosa, DT
 1987 Bill Romanowski, LB

1990 Matt Kelley, LB
 1991 Tom McManus, LB
 1992 Charlie Brennan, DB
 Chuckie Dukes, RB
 1993 Glenn Foley, QB
 Steve Boyd, LB

1994 Mike Mamula, DE
 Pete Mitchell, T
 1996 Stalin Colinet, DT
 1997 Erik Storz, LB
 2003 Derrick Knight, TB
 2005 Mathias Kiwanuka, DE

2006 DeJuan Tribble, CB
 2007 Matt Ryan, QB
 Jamie Silva, DB

2008 Mark Herzlich, LB
 2009 Mike McLaughlin, LB
 2010 Luke Kuechly, LB
 2010 Montel Harris, RB
 2011 Luke Kuechly, LB
 2013 Andre Williams, RB

ORRIE T. SCARMINACH MEMORIAL AWARD

Most Valuable Players in the annual Boston College vs. Syracuse football game.

1982 Vic Crawford, BC
 1983 Troy Stradford, BC
 1984 Doug Flutie, BC
 1985 Kelvin Martin, BC
 Scott Schwedes, SU
 1986 John Bosa, BC
 Don McPherson, SU

1987 Darren Flutie, BC
 Don McPherson, SU
 1988 Tom Waddle, BC
 Daryl Johnston, SU

1989 Rico Labbe, BC
 Rob Moore, SU
 1990 Mike Bumpus, BC
 Rob Carpenter, SU
 1991 Chuckie Dukes, BC
 Antonio Johnson, SU

1992 Chuckie Dukes, BC
 Marvin Graves, SU
 1993 Glenn Foley, BC
 1994 Mike Mamula, BC
 Dan Conley, SU

1995 Rob Clifford, BC
 Rob Konrad, SU
 1996 Erik Storz, BC
 Donovan McNabb, SU
 1997 Matt Hasselbeck, BC
 1998 Anthony DiCosmo, BC

1999 Tim Hasselbeck, BC
 2000 Ralph Parent, BC
 James Mungro, SU
 2001 William Green, BC
 2002 Derrick Knight, BC
 Sean Ryan, BC
 Walther Reyes, SU

2003 Mathias Kiwanuka, BC
 R.J. Anderson, SU
 2004 Ray Henderson, BC
 Diamond Ferri, SU
 2010 Andre Williams, BC

JAY MCGILLIS SCHOLARSHIP AWARD

This award is in recognition of a defensive back that best exemplifies the personal qualities of team dedication and leadership by example, an extraordinary competitive spirit and a personal concern for family, friends and teammates.

1993 Eric Shorter
 1994 Eric Shorter
 1995 Rob Clifford
 1996 Daryl Porter
 1997 Shalom Tolefree

1998 Pedro Cirino
 1999 Pedro Cirino
 2000 Jonathan Ordway
 2001 Lenny Walls
 2002 Doug Bessette
 Paul Cook
 2003 T.J. Stancil
 2004 Jazzmen Williams
 2005 Ryan Glasper
 2006 Jamie Silva
 2007 Paul Anderson
 2008 Wes Davis
 2009 DeLeon Gause
 2010 Donnie Fletcher
 2011 Jim Noel
 2012 Ted Davenport
 2013 Dominique Williams

EAGLE OF THE YEAR AWARD: HASENFUS MEMORIAL AWARD

Presented each year to the outstanding male and female athletes in the senior class. It is given in memory of the beloved historian of Boston College athletics, Dr. Nathaniel J. Hasenfus '22, and is the University's highest athletics honor. The following football players have won the Hasenfus Memorial Award since its inception in 1971:

1977 Byron Hemingway
 1979 Rich Scudellari
 1979 John Cooper
 1982 Brian Brennan
 1984 Doug Flutie
 1985 Mike Ruth
 1986 Steve Trapilo
 1987 Darren Flutie
 1988 Pete Mitchell
 1995 Mike Cloud
 1998 Josh Beekman
 2007 Anthony Castonzo
 2010 Andre Williams

EDDIE O'MELIA MEMORIAL TROPHY

Holy Cross Club of Boston Award to the outstanding player of the annual Boston College vs. Holy Cross football game.

1945 Jim Dieckelman, HC
 1946 Walter Sheridan, HC
 1947 Bobby Sullivan, HC
 1948 Ernie Stautner, BC
 Al Carnava, BC
 1949 Johnny Turco, BC
 1950 Jimmy Kane, BC
 1951 Joe Johnson, BC
 1952 Vic Rimkus, HC
 John Miller, BC
 Tom (Magnarelli) Reis, BC

1953 Dick Lucas, BC
 1954 Billy Smithers, HC
 1955 Tom Greene, HC
 1956 Alan Miller, BC
 1957 Vin Hogan, BC
 1958 Pat McCarthy, HC
 1959 Al Synder, HC
 1960 Jack Concannon, BC
 1961 Jim Marcellino, HC
 1962 Jack Lentz, HC

1965 Brendan McCarthy, BC
 1966 Jack Lentz, HC
 1967 Joe Devito, BC
 1968 Dave Bennett, BC
 1969 No Game
 1970 Frank Harris, BC
 1971 Joe Wilson, HC
 1972 Dave Buccì, BC
 1973 Mike Esposito, BC
 1974 Mike Kruczek, BC
 1975 Lou Kobza, HC
 1976 Glen Capriola, BC
 1977 Steve Hunt, HC
 Peter Colombo, HC
 Glenn Verrette, HC
 1978 John Cooper, BC
 1979 John Loughery, BC
 1980 Doug Flutie, BC
 1981 Tony Thurman, BC
 1982 Troy Stradford, BC
 1983 Doug Flutie, BC
 1984 Kelvin Martin, BC
 1985 Shawn Halloran, BC

The BC vs. HC rivalry was discontinued following the 1986 football season.

LAMBERT-MEADOWLANDS TROPHY

Awarded each year to the top Eastern Division I-A collegiate football team.

1940, 1942, 1983, 1984, 2004

NCAA POSTGRADUATE SCHOLARSHIP WINNERS

To qualify, student-athletes must maintain a 3.000 grade-point average (on a 4.000 scale) during their collegiate careers and perform with distinction in varsity football. The program began with the 1964 season.

1966 Lawrence Marzetti
 1967 Michael O'Neill
 1969 Gary Andrachik
 1970 Robert Bouley
 1978 Richard Scudellari
 1987 Mike Degnan

FIRST-TEAM ACADEMIC ALL-AMERICA

To be eligible, student-athletes must be regular performers and maintain a 3.200 grade-point average (on a 4.000 scale) during their collegiate careers. The teams are selected by the College Sports Information Directors of America and is sponsored by Verizon. The first team was selected in 1952.

1977 Richard Scudellari, LB
 1986 Michael Degnan, DL

HALL OF FAME AND NATIONAL AWARDS



NATIONAL FOOTBALL FOUNDATION

COLLEGE FOOTBALL HALL OF FAME

NATIONAL FOOTBALL FOUNDATION COLLEGE FOOTBALL HALL OF FAME

Year	Player/Coach	Inducted
1919-26	Frank Cavanaugh, Coach	1954
1936-38	Gil Dobie, Coach	1951
1939-40	Frank Leahy, Coach	1970
1940	Charlie O'Rourke	1972
1940	Chester S. Gladchuk Sr.	1975
1940	Gene Goodreault	1982
1940	George Kerr	1984
1942	Mike Holovak	1985
1981-84	Doug Flutie	2007

Note: Joe McKenney, a 1928 Boston College graduate, was honored by the National Football Foundation and College Hall of Fame, as an official in 1988.

SCHOLAR-ATHLETE AWARDS

Year	Player/Coach
1977	Rich Scudellari
1984	Doug Flutie
1988	Tom Waddle
1989	Mark Kamphaus
2010	Anthony Castonzo

DISTINGUISHED AMERICAN AWARD

Presented by The National Football Foundation and College Football Hall of Fame to the person who over time has exhibited leadership and who has made significant contributions to the betterment of amateur football in America. The first presentation was made in 1966.

1985	William J. Flynn (Director of Athletics)
1996	J. Donald Monan, S.J. (President)

HEISMAN MEMORIAL TROPHY

Awarded annually to the outstanding college football player in the United States by the Downtown Athletic Club of New York. The first selection was made in 1935.

1984	Doug Flutie, QB
------	-----------------

MAXWELL AWARD

Presented to the nation's outstanding college football player by the Maxwell Football Club of Philadelphia. The first selection was made in 1937.

1984	Doug Flutie, QB
------	-----------------



OUTLAND TROPHY

Presented to the outstanding interior lineman in the nation as selected by the Football Writers Association of America. The first selection was made in 1946.

1985 Mike Ruth, NT



DAVEY O'BRIEN NATIONAL QUARTERBACK AWARD

Presented to the top quarterback in the nation by the Davey O'Brien Educational and Charitable Trust of Fort Worth. Named in honor of Texas Christian Hall of Fame quarterback Davey O'Brien (1936-38). The first selection was made in 1981.

1984 Doug Flutie, QB

NCAA SILVER ANNIVERSARY AWARD

Presented by the NCAA in recognition of outstanding student-athletes on the 25th anniversary of the completion of their college careers.

2010 Doug Flutie, QB

JOHNNY UNITAS GOLDEN ARM AWARD

Presented annually to the nation's top senior quarterback. The award recognizes athletic accomplishments, character, citizenship, scholastic accomplishments and leadership.

2007 Matt Ryan, QB

MANNING AWARD

Presented to the collegiate American football quarterback adjudged by the Sugar Bowl Committee to be the best in the United States. The award is named in honor of Archie Manning and his sons Cooper, Peyton and Eli.

2007 Matt Ryan, QB

LOTT IMPACT TROPHY

Sponsored by The Pacific Club IMPACT Foundation in Newport Beach, the Lott Impact Trophy has been awarded annually since 2004 to college football's Defensive IMPACT Player of the Year. The student-athlete must be making an IMPACT on the field as well as off the field in such areas as academics, community and leadership. IMPACT is an acronym for Integrity, Maturity, Performance, Academics, Community and Tenacity.

2010 Mark Herzlich, LB (Honorary)

2011 Luke Kuechly, LB

COLLEGE FOOTBALL RUDY AWARD

Established by Daniel 'Rudy' Ruettiger. Presented to the most inspirational and motivational players who best defined character, courage, contribution and commitment.

2010 Mark Herzlich, LB

DISNEY SPIRIT AWARD

Given annually by Disney Sports to college football's most inspirational figure.

2009 Mark Herzlich, LB

HALL OF FAME AND NATIONAL AWARDS

DICK BUTKUS AWARD

The award, presented by the Butkus Foundation, a non-profit organization that supports a number of health and wellness activities including the "I Play Clean" anti-steroid program, is presented annually to the nation's premier collegiate linebacker and is named in honor of College Football Hall of Fame and Pro Football Hall of Fame linebacker Dick Butkus. The award was first established by the Downtown Athletic Club of Orlando, which relinquished control of the award in 2008.

2011 Luke Kuechly, LB

ROTARY LOMBARDI AWARD

Presented annually to the nation's top collegiate lineman or linebacker by the Rotary Club since 1970.

2011 Luke Kuechly, LB

BRONKO NAGURSKI AWARD

Has been awarded annually since 1993 to the collegiate football player adjudged by the membership of the Football Writers Association of America (FWAA) to be the best defensively in the NCAA; the award is presented by the Charlotte Touchdown Club and the FWAA. The award is named for Bronko Nagurski, who played football for the University of Minnesota and the Chicago Bears.

2011 Luke Kuechly, LB



DOAK WALKER AWARD

The award is named for Southern Methodist University's three-time All-America running back Doak Walker and given annually to the nation's premier running back. It is the only major collegiate award that requires all candidates to be in good academic standing and on schedule to graduate within one year of other students of the same classification.

2013 Andre Williams, RB



RETIRED JERSEYS & NUMBERS

22 DOUG FLUTIE



QB | 1981-84 | Natuck, Mass.

68 MIKE RUTH



NG | 1982-85 | Norristown, Pa.

Never again will a Boston College football player wear the No. 22 or No. 68. Those two retired numbers belonged to quarterback Doug Flutie (1981-84) and nose tackle Mike Ruth (1982-85), respectively.

Flutie won the 1984 Heisman Trophy, given annually by the Downtown Athletic Club of New York to the outstanding college football player in the nation, and the Walter Camp Award, given by the Walter Camp Football Foundation of New Haven, Conn., to the nation's most outstanding player.

Ruth was the winner of the 1985 Outland Trophy, given to the outstanding interior lineman in the nation by the Football Writers Association of America.

These two numbers were retired in a ceremony on Oct. 8, 1998, as the Eagles played Virginia Tech.

Eight other former Boston College football players have received the honor of having their jerseys retired – Art Donovan, Bill Flynn, Gene Goodreault, Mike Holovak, Lou Montgomery, Charles O'Rourke, Tony Thurman and Louis Urban.

Holovak, O'Rourke, Thurman and Urban were honored in ceremonies on Sept. 12, 1998, as the Eagles beat Rutgers.

A four-year letterwinner at end and team captain in 1923, Urban played on Boston College teams that compiled an overall record of 25-7, including the 1920 team that went 8-0 and gave the school its first Eastern Championship. He was a consensus first-team all-America selection in that season.

O'Rourke's Boston College teams compiled a cumulative record of 26-3-2. "Chuckin' Charlie" helped lead the Eagles to an 11-0 record in 1940, capped by the Sugar Bowl championship and the claim of a national championship. He was inducted into the National Football Foundation and College Football Hall of Fame in 1972.

Holovak's Boston College teams finished 26-5 and he is known as one of the top running backs in school history. He scored all three Eagle touchdowns in the 1943 Orange Bowl and averaged 15.8 yards per carry in that contest against Alabama. A consensus first-team all-American in 1942, he was inducted into the College Football Hall of Fame in 1985.

Thurman was a consensus first-team all-America pick in 1984 as a defensive back and still holds the school career records for interceptions in a game (3), season (12) and career (25).

Flynn, who was honored in ceremonies at 1999's Miami game, was associated with Boston College athletics for nearly seven decades as a student-athlete, faculty member, coach and director of athletics. He played football at Boston College from 1936-38, serving as team captain in '38. He also played hockey and became the first Boston College player to score 20 goals in a season. Flynn returned to the University in 1945 as a mathematics teacher and assistant football coach and seven years later became the Alumni Association executive secretary. Flynn was the director of athletics for the Eagles from 1957-90, and during his tenure, Boston College expanded its varsity sports programs and constructed most of its major athletics facilities.

Donovan, who was honored at 1999's Pittsburgh game, was a four-year letterman for the Eagles from 1946-49 and was an outstanding lineman for his teams that went a combined 20-13-3. In the professional ranks, he played on two world championship teams in 12 seasons as a perennial all-pro selection at defensive tackle for the Baltimore Colts. He was inducted into the Professional Football Hall of Fame in 1968.

Goodreault, who was honored at 2001's Pittsburgh game at Alumni Stadium, was a member of the Boston College football team that won the 1941 Sugar Bowl. He lettered for the Eagles from 1938-40 as an end and was a consensus first-team all-America pick in 1940, including a spot on the Walter Camp All-America team.

DOUG FLUTIE

Doug Flutie is the quintessential football performer. Between the 1981 and 1984 college football seasons, he produced a major college career record of 11,054 yards of total offense (10,579 of them from passing, a national career record).

He first appeared on the collegiate scene in the fall of 1981 starting in the fourth game of his freshman year in an already-lost game at Penn State. He raked Joe Paterno's defense for 135 passing yards and a touchdown and won the starting job with that performance.

He went on to post a 30-11-1 overall record as a starter while also leading BC to three postseason bowls, the school's first postseason play in 40 years. He was the game MVP of the Tangerine Bowl in his sophomore year against Auburn and the Liberty Bowl in his junior year vs. Notre Dame.

Flutie's last-chance, game-winning drives were the stuff of Hollywood screenwriters. As long as there was time on the clock, Flutie always believed that it was possible to win.

In those rare instances when it didn't happen, it was only because he had run out of time – not out of opportunity.

The best thing about watching Flutie in a game was wondering what astounding feat he would perform that day. Those feats weren't always game-winning plays, but often a series of individual plays within a game that, when totaled, made victory possible.

No obstacle on the field seemed too great to overcome.

While gifted with great mobility and an uncanny talent to "photograph" an opposing defense and then pick it apart at his whim, perhaps his greatest talent was an innate sense of how to win – an asset that never was coached into him.

When he wasn't rolling up prodigious amounts of passing yards, Flutie tantalized his foes with his scrambling and finished his career with more than 700 rushing yards.

Then, there was the size factor – "Little Doug" playing in a land of giants. Of course, "Little Doug" was just as tall as the average American male, about 5-10. Perception soon became reality and a "little" man, real or imagined, wasn't supposed to accomplish what he did on a football field.

As a sophomore, he engineered a memorable tie against defending national champion Clemson. After the nationally televised game, CBS commentator Pat Haden, himself a smallish quarterback who succeeded at USC, sought him out and told him, "Don't ever let anyone tell you that you are too small to play this game."

Yet, he also was a man of the people. He went to class with other students; he ate on the same meal plan they used; he played pick-up basketball games in the gym with them; and he never sought an exalted place in either his campus or personal life.

He thrived in his family setting away from the adulation, glitz and glitter of his fame. One of the happiest mo-

DOUG FLUTIE



Career Totals (1981-84)

Comp.	Att.	Yds.	Pct.	Int.	TD
677	1,271	10,579	53.3	54	67

ments of a momentous senior year was playing with his younger brother Darren, then a freshman wide receiver.

Oddly enough, Flutie eschewed scholarship offers from Holy Cross and Syracuse, who wanted to make him a defensive back despite his fine performances at quarterback for Natick High School, in Boston's Metro-west suburbs.

But Boston College got him with an assurance by new head coach Jack Bicknell that he would be given a full shot.

In 1983, he was key in the Eagles' upset victory over Alabama and another last-second win against Temple. His team lost to Notre Dame in the Liberty Bowl, but he was named game MVP.

All of that simply set the table for his amazing senior season in 1984. He threw six touchdown passes in a 52-20 romp over North Carolina; got four in an opening-game victory over Western Carolina; and three each against Rutgers, Army and Holy Cross; and of course, his fabled, last-play touchdown pass to Gerard Phelan to beat Miami stood above all else.

In 1984, Doug Flutie became the first player in Boston College history to win college football's grandest individual award – the Heisman Trophy.

It capped an unbelievable 9-2 season that included the astounding victory over Miami, a victory over Houston in the Cotton Bowl and a No. 5 national ranking.

He was the single-most exciting and resourceful player in college football that season. In addition to being named the starting quarterback on every major 1984 all-America team and winning the Heisman, he also won the Maxwell Award, given to the nation's most outstanding college football player; the Davey O'Brien National Quarterback Award and numerous player of the year awards.

As icing on the cake, Flutie headlined the 2007 College Football Hall of Fame class. Flutie was selected in his first year of eligibility and was inducted at the 50th Annual Awards Dinner at the Waldorf-Astoria in New York City. He was officially enshrined at the Hall in South Bend, Ind., during ceremonies in the summer of 2008.

Though his team had a losing record, Mike Ruth was honored in 1985, the only time a player from a non-winning team has been recognized.

At 6-1 and 265 pounds, he not only was the team's strongest player – he had a record 560-pound bench press as a junior – but he also was the quickest lineman.

He mauled the offensive linemen who tried to block him, often tossing them aside like rag dolls; or he fooled them with his cat-like quickness that helped him elude double teams by centers and guards until it was almost monotonous to watch.

The combination of his strength and quickness helped him accumulate a couple dozen sacks and nearly 300 tackles during his career.

Injuries once more dogged him as a senior but not enough that he didn't excel on a team that won only four of 12 games.

Ruth had built a tremendous reputation during his junior season and really secured the Outland Trophy in the 1985 season's first game, the Kickoff Classic against Brigham Young at Giants Stadium in New Jersey.

He relentlessly harassed BYU's quarterbacks the entire game, convincing the trophy's voters that he still was the country's best interior lineman. His play for the rest of the season did nothing to diminish that impression.

Ruth showed as a freshman during the 1982 season that he would be special when playing a backup role. He accumulated 36 tackles and three quarterback sacks that season.

Though plagued by a season-long ankle injury as a sophomore in 1983, he more than doubled his tackles to 80 and had 7.5 sacks.

In 1984, as the key to the Eagles' defensive strength, Ruth had 102 tackles, 76 of them solo. He had 6.5 sacks, but also was credited with 20 quarterback pressures and seven other minus-yard



MIKE RUTH

**Boston College Career**

Mike Ruth is the only Boston College student-athlete to win the Outland Trophy, presented to the nation's best interior offensive or defensive lineman.

plays. In the 1984 game against Holy Cross, he pressured the Crusader quarterback into throwing five interceptions.

Away from the field, he was just as unique.

For most of his time at BC, he seriously considered a vocation to the priesthood. He was a very faith-oriented person who practiced what he preached. Often, the night before a game, the team would watch a movie he found objectionable and he simply sat outside the meeting room where it was being shown, and studied.

When his teammates emerged, he rejoined them for the team's late-night snack and everything was very comfortable for all concerned.

His mother was a victim of severe arthritis, so bad that at times she could not walk down the aisle in his family's parish church outside Philadelphia. No matter. Mike simply picked her up in his massive arms and carried her to her pew; and when it came time for her to receive Holy Communion, he carried her to the altar and back again.

He was team captain in 1985, his Outland Trophy year, but his leadership, even in a losing season, remained true to his personality. He told everyone before that season that he was not a holler guy, that his leadership would be by example. He never wavered and played as intensely as he had the previous seasons.

Ruth came to BC from Norristown, Pa., where he graduated from Methacton High School. He was a third-team all-state pick and was the team captain.

After his Boston College career, Ruth was a second-round draft pick (42nd pick overall) of the New England Patriots and played for the team from 1986-87.

RECORDS

RUSHING YARDAGE: CAREER

Name	Years	Att.	Yds.	TD	Avg.
Andre Williams	2010-13	704	3,739	28	5.3
Montel Harris	2008-11	787	3,735	27	4.7
Derrick Knight	2000-03	708	3,725	25	5.3
Mike Cloud	1995-98	614	3,597	25	5.9
Troy Stradford	1982-86	658	3,504	27	5.3
William Green	1999-2001	501	2,974	33	5.9
Andre Callender	2004-07	637	2,971	17	4.6
Mike Esposito	1972-74	526	2,759	24	5.3
L.V. Whitworth	2004-07	588	2,576	17	4.4
Keith Barnette	1973-75	552	2,500	34	4.5
Ornari Walker	1994-97	566	2,471	32	4.4
Fred Willis	1968-70	419	2,115	19	5.1
Darnell Campbell	1991-93	441	2,096	27	4.8
Brendan McCarthy	1965-67	480	2,060	13	4.3
Glen Capriola	1974-76	456	2,049	17	4.5
Mike Holovak	1940-42	382	2,011	23	5.3
Dan Conway	1976-79	480	2,004	19	4.2
Chuckie Dukes	1991-92	335	1,999	12	6.1
Cedric Washington	1996-2000	412	1,982	12	4.8
Jim Bell	1985-88	429	1,895	9	4.4
David Green	1991-94	358	1,716	7	4.8
Joe Johnson	1951-53	401	1,707	8	4.3
Shelby Gamble	1979-81	395	1,688	17	4.3
Mike Sanders	1987-90	367	1,647	4	4.5
Harry Crump	1960-62	342	1,497	13	4.4
Jim Bell	1984-88	320	1,486	8	4.7
Anthony Brown	1975-78	312	1,388	7	4.4
Tim Frager	1987-90	292	1,358	8	4.7
Steve Strachan	1981-84	312	1,349	22	4.3
Alan Miller	1956-58	273	1,324	10	4.9
Justice Smith	1992-95	306	1,312	7	4.3
Phil Bennett	1971-73	243	1,228	15	5.1
Ken Bell	1982-85	302	1,209	7	3.9
Earl Strong	1972-75	250	1,196	12	4.8
Tom Bougus	1970-71	230	1,181	10	5.2
Dwight Shirley	1991-93	263	1,101	12	4.2
Ed DeSilva	1953-55	197	1,070	8	5.2
Dave Bennett	1966-68	233	1,059	14	4.1
Tony Melchiorre	1973-76	231	1,047	3	4.5
Joe Dimichio	1947-49	344	980	10	2.8
Al Cannava	1947-49	187	948	7	5.1
Bill Thomas	1969-71	207	931	2	4.5
Leo Smith	1979-82	208	913	9	4.4
Monk Maznicki	1940-41	138	912	13	6.6
Ed Petela	1949-50	174	875	9	5.0
Jay Palazola	1977-79	240	864	4	3.6
Ermiddio Petrarca	1953-55	167	848	8	5.1
Jim Catone	1967-69	183	817	4	4.5
John McCauley	1950-52	243	811	5	3.3
Maury Poissant	1947-49	168	788	6	4.7
Dick Zotti	1951-53	173	744	3	4.3
Doug Flutie	1981-84	287	739	7	2.6
Vin Hogan	1957-59	160	717	5	4.5

RUSHING ATTEMPTS: CAREER

Att.	Name	Years	Games
787	Montel Harris	2008-11	40
708	Derrick Knight	2000-03	46
704	Andre Williams	2010-13	44
658	Troy Stradford	1982-86	44
637	Andre Callender	2004-07	48
615	Mike Cloud	1995-98	45
588	L.V. Whitworth	2004-07	45
556	Ornari Walker	1994-97	44
552	Keith Barnette	1973-75	32
526	Mike Esposito	1972-74	28
501	William Green	1999-2001	31
480	Dan Conway	1976-79	44
	Brendan McCarthy	1965-67	30
456	Glen Capriola	1974-76	30

RUSHING ATTEMPTS: SEASON

Att.	Name	Year	Games
355	Andre Williams	2013	13
321	Derrick Knight	2003	13
308	Montel Harris	2009	13
	Mike Cloud	1998	11
269	Montel Harris	2010	11
265	William Green	2001	11
261	Ornari Walker	1996	12
254	Mike Esposito	1973	13
253	Derrick Knight	2002	13
240	Glen Capriola	1976	11
238	Chuckie Dukes	1992	11
233	Keith Barnette	1974	11
223	Fred Willis	1970	10

222	Cedric Washington	1999	11
221	Darnell Campbell	1993	11
218	Troy Stradford	1986	11
211	Andre Callender	2007	14

RUSHING ATTEMPTS: GAME

Att.	Name	Year	Game
42	Andre Williams	2013	NC State
	Andre Williams	2010	Syracuse
41	Montel Harris	2009	Maryland
	Fred Willis	1970	Pittsburgh
39	Jim Bell	1987	Tennessee
	Rolandan Finch	2011	Maryland
38	Derrick Knight	2003	Virginia Tech
	Mike Esposito	1974	Villanova
37	Mike Cloud	1998	Pittsburgh
	Glen Capriola	1976	Tulane
36	Phil Bennett	1972	Temple

RUSHING YARDAGE: SEASON

Yds.	Name	Year	Games
2,177	Andre Williams	2013	13
1,726	Mike Cloud	1998	11
1,721	Derrick Knight	2003	13
1,559	William Green	2001	11
1,457	Montel Harris	2009	13
1,432	Derrick Knight	2002	13
1,387	Chuckie Dukes	1992	11
1,289	Mike Esposito	1973	11
1,199	Ornari Walker	1996	12
1,188	Troy Stradford	1986	11
1,164	William Green	2000	11
1,243	Montel Harris	2010	12
1,122	Cedric Washington	1999	11
1,097	Keith Barnette	1974	11
1,071	Darnell Campbell	1993	11
1,058	Tom Bougus	1971	10
1,018	Dave Green	1994	11
1,015	Jim Bell	1987	9
1,007	Fred Willis	1970	10
1,003	Glen Capriola	1976	11

RUSHING YARDS: GAME

Yds.	Name	Year	Game
339	Andre Williams	2013	NC State
295	Andre Williams	2013	New Mexico St.
264	Montel Harris	2009	NC State
263	Andre Williams	2013	Maryland
	Andre Williams	2013	Army
253	Phil Bennett	1972	Temple
243	Rolandan Finch	2011	Maryland
240	Troy Stradford	1986	Army
229	Al Cannava	1949	Holy Cross
227	Darnell Campbell	1991	Pittsburgh
225	William Green	2000	Connecticut
224	Derrick Knight	2003	Rutgers
223	William Green	2000	Rutgers
215	Tom Bougus	1971	Villanova
213	William Green	2001	Rutgers
204	Andre Williams	2013	Wake Forest

RUSHING YARDAGE: PLAY

Yds.	Name	Year	Game
99	Andre Williams	2012	Army
91	Ed Walsh	1944	Brooklyn
87	Dave Bennett	1968	Navy
85	Mike Cloud	1998	Temple
84	Ermiddio Petrarca	1955	Brandeis

RUSHING TOUCHDOWNS: CAREER

TDs	Name	Years
34	Keith Barnette	1973-75
33	William Green	1999-2001
28	Andre Williams	2010-13
27	Montel Harris	2008-11
	Darnell Campbell	1991-93
	Troy Stradford	1982-86
25	Derrick Knight	2000-03
	Mike Cloud	1995-98
24	Mike Esposito	1972-74
23	Mike Holovak	1940-42
21	Dan Conway	1976-79
20	Chuck Darling	1922-24
	Al Weston	1926-28

RUSHING TOUCHDOWNS: SEASON

TDs	Name	Year
22	Keith Barnette	1974
19	Darnell Campbell	1993
18	Andre Williams	2013
15	William Green	2001
	Mike Esposito	1973
14	Montel Harris	2009
	William Green	2000
	Mike Cloud	1998
13	Omari Walker	1996
12	Derrick Knight	2002
	Al Weston	1926
11	Derrick Knight	2003
	Fred Willis	1970
	Mike Holovak	1940

RUSHING TOUCHDOWNS: GAME

TDs	Name	Year	Game
5	Montel Harris	2009	NC State
4	Darnell Campbell	1993	Temple
	Glen Capriola	1975	Army
	Keith Barnette	1974	West Virginia
	Phil Bennett	1973	Massachusetts
	Dave Bennett	1968	Buffalo
	Tom Magnarelli	1954	Holy Cross
	Al Canava	1949	Holy Cross
	Ed Petela	1949	Holy Cross
	Ceslusa Antos	1928	Manhattan
	Chuck Darling	1924	Marquette

RUSHING SEASON HIGHS BY CLASS

Freshman	Attempts	Yardage	Average	Player	Year	TDs
179	308	1,457	7.32	Montel Harris	2009	13
920	308	1,457	7.32	Montel Harris	2009	13
6.1	308	1,457	7.32	Montel Harris	2009	13

Sophomore

Attempts	Yardage	Average	Player	Year	TDs
308	1,457	7.32	Montel Harris	2009	13
308	1,457	7.32	Montel Harris	2009	13
7.32	1,457	7.32	Fred Willis	1968	9

Junior

Attempts	Yardage	Average	Player	Year	TDs
269	1,559	9.68	Montel Harris	2010	12
269	1,559	9.68	William Green	2001	11
9.68	1,559	9.68	Lou Montgomery	1939	10

Senior

Attempts	Yardage	Average	Player	Year	TDs
355	2,117	7.27	Andre Williams	2013	13
355	2,117	7.27	Andre Williams	2013	13
7.27	2,117	7.27	Charlie O'Rourke	1940	10

CAREER RUSHING LEADERS

Name	Year	TC	Yds.	TD	Avg.
Andre Williams	2010	95	461	2	4.9
	2011	124	517	4	4.2
	2012	130	584	4	4.5
	2013	355	2,177	18	6.1

Totals **704** **3,739** **28** **5.3**

Montel Harris

Year	TC	Yds.	TD	Avg.
2008	179	900	6	5.0
2009	308	1,457	15	4.7
2010	269	1,243	9	4.6
2011	31	135	0	4.4

Totals **787** **3,735** **27** **4.7**

Derrick Knight

Year	TC	Yds.	TD	Avg.
2000	52	235	1	4.5
2001	76	337	1	4.4
2002	253	1,432	12	5.6
2003	321	1,721	11	5.4

Totals **702** **3,725** **25** **5.3**

Mike Cloud

Year	TC	Yds.	TD	Avg.
1995	102	626	2	6.1
1996	68	359	1	5.2
1997	136	886	8	6.5
1998	308	1,726	14	5.6

Totals **614** **3,597** **25** **5.9**

100 YARD GAMES: SEASON

Games	Name	Year
10	Mike Cloud	1998
9	Derrick Knight	2003
	William Green	2001
	Chuckie Dukes	1992
8	Montel Harris	2010
	Montel Harris	2009
	Derrick Knight	2002

6	Cedric Washington	1999
	Omari Walker	1996
	David Green	1994
	Fred Willis	1970
5	Montel Harris	2008
	Troy Stradford	1986
	Glen Capriola	1976
	Glen Capriola	1975
	Mike Esposito	1973

100 YARD GAMES: CAREER

Games	Name	Year
22	Montel Harris	2008-11
18	Derrick Knight	2003-03
	Mike Cloud	1995-98
17	Troy Stradford	1982-83
13	William Green	1999-2001
12	Chuckie Dukes	1991-92
11	Mike Esposito	1972-74
10	Omari Walker	1994-97
	Glen Capriola	1974-76
9	Darnell Campbell	1991-93
	Fred Willis	1968-70

CONSECUTIVE 100 YARD GAMES

Games	Name	Year
7	Mike Cloud	1998
	Chuckie Dukes	1992
6	Montel Harris	2010
5	Montel Harris	2009
	William Green	2001
4	David Green	1994
	Fred Willis	1970
	Troy Stradford	1986

PASSING YARDS: CAREER

Years	Att.	Comp.	Yds.	Int.	TD	Pct.
Doug Flutie						
1981-84	1,271	677	10,579	54	67	53.3
Glenn Foley						
1990-93	1,275	703	10,039	60	72	55.1
Matt Ryan						
2004-07	1,347	807	9,313	37	56	59.9
Chase Rettig						
2010-13	1,242	685	8,263	39	52	55.2
Brian St. Pierre						
1999-2002	803	457	5,837	32	48	56.9
Shawn Halloran						
1983-86	723	416	5,252	31	30	57.5
Frank Harris						
1968-70	655	366	4,555	45	44	55.8
Matt Hasselbeck						
1994-97	701	390	4,548	26	22	55.6
Tim Hasselbeck						
1998-2000	501	278	3,890	16	29	55.6
Mark Hartsell						
1993-95	608	349	3,763	24	25	57.4
Paul Peterson						
2003-04	502	305	3,718	17	28	60.8
Quinton Porter						
2001-05	484	290	3,203	14	23	59.9
Mike Power						
1986-89	428	230	3,176	20	12	53.7
Scott Mutryn						
1994-98	474	261	3,119	25	17	55.1
Jack Concannon						
1961-63	396	192	2,942	18	23	48.5
Ken Smith						
1976-77	376	208	2,873	25	24	55.3
Gary Marangi						
1971-73	447	235	2,739	23	19	52.5
Dave Shinskie						
2008-12	386	196	2,670	20	20	50.8
Mike Kruczek						
1973-75	337	225	2,545	14	12	66.7
Ed Songin						
1947-49	385	192	2,534	30	24	49.9
Mark Karmphaus						
1986-89	338	193	2,422	23	11	57.1
Jim Kane						
1951-54	370	153	2,339	30	17	41.4
John Amabile						
1958-60	329	163	2,321	17	18	49.8
John Loughery						
1979-82	315	132	2,233	21	12	41.9
Chris Crane						
2005-08	347	196	1,983	14	11	56.5

RECORDS

Ed Foley	1963-65	263	129	1,916	17	9	49.1
Don Allard	1956-58	249	112	1,821	22	16	44.9
Jay Palazola	1977-79	327	108	1,787	24	6	33.0
Willie Hicks	1988-90	230	109	1,754	18	8	47.4
George VanCott	1959-61	322	120	1,619	24	12	37.3
Bill Donlan	1954-56	154	67	1,225	12	8	43.6
Joe DiVito	1965-67	180	80	1,138	14	6	44.4

PASSING TOUCHDOWNS: CAREER

TDs	Name	Years
72	Glenn Foley	1990-93
67	Doug Flutie	1981-84
56	Matt Ryan	2004-07
52	Chase Rettig	2010-13
48	Brian St. Pierre	1999-2002
44	Frank Harris	1968-70
30	Shawn Halloran	1983-86
29	Tim Hasselbeck	1997-2000
28	Paul Peterson	2003-04
24	Ken Smith	1976-77
	Ed Songin	1947-49

PASSING TOUCHDOWNS: SEASON

TDs	Name	Year
31	Matt Ryan	2007
27	Doug Flutie	1984
25	Brian St. Pierre	2001
	Glenn Foley	1993
21	Glenn Foley	1991
19	Frank Harris	1969
18	Brian St. Pierre	2002
	Paul Peterson	2004
17	Doug Flutie	1983
	Shawn Halloran	1986
	Chase Rettig	2013
	Ken Smith	1977
16	Tim Hasselbeck	2000
15	Dave Shinskie	2009
	Matt Ryan	2004
	Glenn Foley	1992
	Jack Concannon	1962
14	Quinton Porter	2003
13	Doug Flutie	1982
	Gary Marangi	1972
	Frank Harris	1968
	Ed Songin	1948
	Mark Hartsell	1994

PASSING TOUCHDOWNS: GAME

TDs	Name	Year(s)
6	Doug Flutie	1984, Once
5	Matt Ryan	2007, Once
	Ken Smith	1977, Once
4	Chase Rettig	2013, Once
	Matt Ryan	2007, Once
	Brian St. Pierre	2001, Once
	Glenn Foley	1992, Once
	Doug Flutie	1993, Twice
	Doug Flutie	1983, Twice
	Ken Smith	1984, Once
	Ken Smith	1977, Once
	Shawn Halloran	1986, Twice
	Frank Harris	1969, Twice
	Al Weston	1970, Once
	Chuck Darling	1928, Once
	Paul Flaherty	1923, Once
	Paul Flaherty	1922, Once

PASSING YARDS: SEASON

Yds	Name	Year
4,507	Matt Ryan	2007
3,454	Doug Flutie	1984
3,397	Glenn Foley	1993
3,065	Chase Rettig	2012
2,983	Brian St. Pierre	2002
2,942	Matt Ryan	2004
2,935	Shawn Halloran	1985
2,749	Doug Flutie	1982
2,724	Doug Flutie	1983
2,594	Paul Peterson	2004
2,239	Matt Hasselbeck	1997

2,231	Glenn Foley	1992
2,222	Glenn Foley	1991
2,218	Scott Mutryn	1998
2,189	Glenn Foley	1990
2,090	Shawn Halloran	1986
2,073	Ken Smith	1977

PASSING YARDS: GAME

Yds	Name	Year	Game
520	Doug Flutie	1982	Penn State
472	Doug Flutie	1984	Miami (FL)
453	Shawn Halloran	1985	Syracuse
448	Glenn Foley	1993	Virginia Tech
447	Doug Flutie	1984	Penn State
441	Chase Rettig	2012	Miami
435	Matt Ryan	2007	Georgia Tech
428	Chris Crane	2008	NC State
423	Glenn Foley	1993	Syracuse
421	Matt Ryan	2007	Maryland
418	Doug Flutie	1983	West Virginia
415	Matt Ryan	2007	Florida State
408	Matt Ryan	2007	Wake Forest
402	Matt Ryan	2006	Wake Forest
401	Shawn Halloran	1986	Maryland
400	Shawn Halloran	1985	Pittsburgh

PASSING YARDS: PLAY

Yds	Name	Year	Game
97	Tim Hasselbeck	1999	Virginia Tech
92	Don Allard	1957	Navy
90	Shawn Halloran	1986	Maryland
83	Willie Hicks	1989	West Virginia
	Gary Marangi	1972	Penn State
80	Doug Flutie	1982	Holy Cross
	Jim Kane	1953	Xavier

SEASON HIGHS BY CLASS

Freshman	Attempts	Completions	Yardage	TDs
	349	182	2,049	15
	Glenn Foley	Glenn Foley	Dave Shinskie	Dave Shinskie

Sophomore	Attempts	Completions	Yardage	TDs
	348	170	2,749	21
	Doug Flutie	Chase Rettig	Doug Flutie	Glenn Foley

Junior	Attempts	Completions	Yardage	TDs
	467	263	3,065	25
	Chase Rettig	Matt Ryan	Chase Rettig	Brian St. Pierre

Senior	Attempts	Completions	Yardage	TDs
	654	388	4,507	27
	Matt Ryan	Matt Ryan	Matt Ryan	Doug Flutie

PASSING ATTEMPTS: CAREER

Att.	Name	Year
1,347	Matt Ryan	2004-07
1,275	Glenn Foley	1990-93
1,271	Doug Flutie	1981-84
1,242	Chase Rettig	2010-13
803	Brian St. Pierre	1999-2002
723	Shawn Halloran	1983-86
701	Matt Hasselbeck	1994-97
655	Frank Harris	1968-70
608	Mark Hartsell	1993-95
502	Paul Peterson	2003-04
501	Tim Hasselbeck	1997-2000
484	Quinton Porter	2001-05
474	Scott Mutryn	1994-98
447	Gary Marangi	1971-73

PASSING ATTEMPTS: SEASON

Att.	Name	Year
654	Matt Ryan	2007
467	Chase Rettig	2012
427	Matt Ryan	2006
423	Shawn Halloran	1985
407	Brian St. Pierre	2002
386	Doug Flutie	1984
363	Glenn Foley	1993
355	Paul Peterson	2004

349	Mark Hartsell	1995
	Glenn Foley	1990
348	Doug Flutie	1982
345	Doug Flutie	1983
330	Matt Hasselbeck	1996
317	Chase Rettig	2011
307	Chris Crane	2008
305	Matt Hasselbeck	1997
298	Glenn Foley	1991
288	Dave Shinskie	2009
286	Scott Mutryn	1998
279	Brian St. Pierre	2001
265	Glenn Foley	1992
260	Tim Hasselbeck	1999
258	Shawn Halloran	1986
257	Mark Hartsell	1994
	Ken Smith	1977

PASSING ATTEMPTS: GAME

Att.	Name	Year	Game
57	Matt Ryan	2006	Wake Forest
	Shawn Halloran	1985	Syracuse
	Frank Harris	1968	Army
56	Matt Ryan	2007	Maryland
55	Glenn Foley	1990	Louisville
53	Matt Ryan	2007	Florida State
	Doug Flutie	1984	Penn State
	Paul Peterson	2004	Pittsburgh
52	Matt Ryan	2007	Virginia Tech
	Matt Ryan	2007	Virginia Tech (ACC Champ.)
	Matt Ryan	2007	Wake Forest
51	Chris Crane	2008	NC State
	Matt Ryan	2007	Army
	Doug Flutie	1983	West Virginia
	Matt Ryan	2004	Syracuse
	Chase Rettig	2012	Miami
50	Mark Hartsell	1995	Syracuse
	Brian St. Pierre	2002	West Virginia
	Chase Rettig	2012	Wake Forest
49	Chase Rettig	2012	Notre Dame
48	Glenn Foley	1993	Notre Dame
	Shawn Halloran	1985	Penn State
47	Glenn Foley	1993	Miami (FL)
	Glenn Foley	1991	Georgia Tech.
	Chase Rettig	2011	Michigan
46	Shawn Halloran	1985	Wake Forest
	Matt Hasselbeck	1997	Cincinnati
	Doug Flutie	1984	Army
	Scott Mutryn	1998	Miami Navy

PASSING COMPLETIONS: CAREER

Comp.	Name	Year
807	Matt Ryan	2004-07
703	Glenn Foley	1990-93
685	Chase Rettig	2010-13
677	Doug Flutie	1981-84
457	Brian St. Pierre	1999-2002
416	Shawn Halloran	1983-86
390	Matt Hasselbeck	1994-97
366	Frank Harris	1968-70
349	Mark Hartsell	1993-95
305	Paul Peterson	2003-04
290	Quinton Porter	2001-05
278	Tim Hasselbeck	1997-2000
235	Gary Marangi	1971-73
230	Mike Power	1986-89

PASSING COMPLETIONS: SEASON

Comp.	Name	Year
388	Matt Ryan	2007
363	Matt Ryan	2006
253	Chase Rettig	2012
237	Brian St. Pierre	2002
234	Shawn Halloran	1985
233	Doug Flutie	1984
222	Glenn Foley	1993
221	Paul Peterson	2004
189	Mark Hartsell	1995
188	Matt Hasselbeck	1997
182	Glenn Foley	1990
177	Doug Flutie	1983
171	Matt Hasselbeck	1996
170	Chase Rettig	2011
169	Chris Crane	2008
162	Chase Rettig	2013
	Doug Flutie	1982

159	Mark Hartsell	1994
	Shawn Halloran	1986
153	Glenn Foley	1991
149	Dave Shinskie	2009
	Brian St. Pierre	2001
	Ken Smith	1977
146	Glenn Foley	1992
145	Tim Hasselbeck	1999
140	Quinton Porter	2003

PASSING COMPLETIONS: GAME

Comp.	Name	Year	Game
40	Matt Ryan	2006	Wake Forest
37	Frank Harris	1968	Army
35	Matt Ryan	2007	Army
34	Chris Crane	2008	NC State
	Shawn Halloran	1985	Syracuse
	Doug Flutie	1984	Miami (FL)
33	Matt Ryan	2007	Virginia Tech
	Paul Peterson	2004	Pittsburgh
32	Chase Rettig	2012	Miami
	Matt Ryan	2007	Notre Dame
	Matt Ryan	2007	Wake Forest
	Matt Ryan	2006	Central Mich.
31	Matt Hasselbeck	1997	Army
	Matt Ryan	2007	Clemson
30	Glenn Foley	1993	Notre Dame
	Matt Ryan	2007	Georgia Tech
29	Chase Rettig	2012	Wake Forest
	Matt Ryan	2006	Brigham Young
	Mark Hartsell	1995	Rutgers
	Glenn Foley	1990	Louisville
	Shawn Halloran	1985	Cincinnati
28	Doug Flutie	1984	Penn State
	Brian St. Pierre	2002	West Virginia
	Mark Hartsell	1995	Miami (FL)
	Mark Hartsell	1994	Michigan
	Doug Flutie	1984	North Carolina
27	Chase Rettig	2012	Notre Dame
	Quinton Porter	2005	Brigham Young
26	Glenn Foley	1993	West Virginia
	Shawn Halloran	1986	Maryland
	Doug Flutie	1982	Penn State
25	Chase Rettig	2012	Clemson
	Quinton Porter	2005	Virginia
	Brian St. Pierre	2002	Central Mich.
	Brian St. Pierre	2002	Toledo
	Matt Hasselbeck	1997	Temple
	Matt Hasselbeck	1996	Virginia Tech
	Mark Hartsell	1994	Rutgers
24	Chase Rettig	2012	Northwestern
	Matt Ryan	2005	Clemson
	Matt Hasselbeck	1996	West Virginia
	Mark Hartsell	1995	Virginia Tech
	Mark Hartsell	1994	West Virginia
	Chase Rettig	2011	Northwestern
	Matt Ryan	2004	Syracuse

COMPLETION PERCENTAGE: CAREER

Pct.	Name	Year	Completions
66.8	Mike Kruczek	1973-75	225/337
60.8	Paul Peterson	2003-05	305/502
59.9	Matt Ryan	2004-07	807/1,347
59.5	Quinton Porter	2001-04	290/484
57.5	Shawn Halloran	1983-86	416/723
57.1	Mark Kamphaus	1986-89	193/338
56.9	Brian St. Pierre	1999-2002	457/803
56.5	Chris Crane	2005-08	196/347
55.8	Frank Harris	1968-70	366/655
55.6	Matt Hasselbeck	1994-97	390/701
55.5	Tim Hasselbeck	1997-2000	278/501
55.3	Ken Smith	1976-77	208/376
55.2	Chase Rettig	2010-13	523/979
55.1	Scott Mutryn	1994-98	261/474
	Glenn Foley	1990-93	703/1,275
53.7	Mike Power	1986-89	230/428
53.3	Doug Flutie	1981-84	677/1,271

COMPLETION PERCENTAGE: SEASON

Pct.	Name	Year	Games	Completions
68.9	Mike Kruczek	1974	11	104/151
65.3	Mark Kamphaus	1988	6	100/158
63.6	Quinton Porter	2005	7	136/214
62.3	Paul Peterson	2004	11	221/355
61.9	Mark Hartsell	1994	10	159/267

RECORDS

61.6	Chase Rettig	2013	13	162/263
	Matt Ryan	2006	12	263/427
	Shawn Halloran	1986	11	159/258
61.6	Matt Hasselbeck	1997	11	188/305
60.4	Doug Flutie	1984	11	233/386
	Gary Marangi	1973	11	102/169
59.8	Scott Mutryn	1998	11	171/286
59.3	Matt Ryan	2007	14	388/654
58.2	Brian St. Pierre	2002	13	237/407
58.0	Ken Smith	1977	9	149/257
57.6	Frank Harris	1970	10	139/241
57.1	Mike Power	1987	11	133/233

INTERCEPTIONS: CAREER

Int	Name	Year	Games
60	Glenn Foley	1990-93	44
45	Doug Flutie	1981-84	41
54	Frank Harris	1968-70	28
39	Chase Rettig	2010-13	46
37	Matt Ryan	2004-07	40
32	Brian St. Pierre	1999-2002	44
31	Shawn Halloran	1983-86	31
30	Ed Songin	1947-49	27

INTERCEPTIONS: SEASON

Int	Name	Year	Games
23	Shawn Halloran	1985	12
21	Glenn Foley	1990	11
20	Doug Flutie	1982	11
	Ken Smith	1977	9
19	Frank Harris	1970	10

INTERCEPTIONS: GAME

Int	Name	Year	Game
6	Frank Harris	1970	Penn State
5	Glenn Foley	1990	Louisville
	Glenn Foley	1991	Penn State
	Ken Smith	1977	Pittsburgh
	John McKinnon	1950	Georgetown

300 YARDS PASSING: GAME

Games	Name	Year	Game
6	Frank Harris	1970	Penn State
5	Glenn Foley	1990	Louisville
	Glenn Foley	1991	Penn State
	Ken Smith	1977	Pittsburgh
	John McKinnon	1950	Georgetown

300 YARDS PASSING: SEASON

Games	Name	Year
9	Matt Ryan	2007
6	Glenn Foley	1993
	Doug Flutie	1984
3	Chase Rettig	2012
	Matt Ryan	2006
	Doug Flutie	1983

300 YARDS PASSING: CAREER

Games	Name	Year
12	Matt Ryan	2004-07
	Doug Flutie	1981-84
10	Glenn Foley	1990-93
	Shawn Halloran	1993-86
4	Chase Rettig	2010-13
3	Matt Hasselbeck	1994-97
	Mark Hartsell	1993-95

MOST CAREER WINS AS A STARTER

Name	Years	Record	Percentage
Doug Flutie	1981-84	30-9-1	.750
Matt Ryan	2004-07	25-7-0	.781
Glenn Foley	1990-93	24-18-1	.558
Chase Rettig	2010-13	18-28	.391
Brian St. Pierre	1999-2002	16-9-0	.640
Tim Hasselbeck	1998-2000	14-7-0	.667
Paul Peterson	2002-03	12-2-0	.857
Shawn Halloran	1983-86	12-11-0	.552

RECEPTIONS: CAREER

Name	Years	Rec.	Yds.	TD
Alex Amidon	2010-13	191	2,800	15
Pete Mitchell	1991-94	190	2,388	20
Rich Gunnell	2006-09	181	2,459	18
Mark Chmura	1987-91	164	2,046	11
Brandon Robinson	2005-08	141	2,023	10
Tom Waddle	1985-88	139	1,965	6
Andre Callender	2004-07	138	1,217	4
Grant Adams	2001-04	137	2,036	14

Darren Flutie	1984-87	134	2,000	14
Kelvin Martin	1983-86	133	2,337	28
Dedrick Dewalt	1998-2001	126	1,959	20
Scott Gieselman	1982-85	120	1,485	10
Brian Brennan	1980-83	115	2,180	14
Ryan Purvis	2005-08	113	1,121	6
Dave Zumbach	1973-76	113	1,521	10
Kevin Challenger	2004-07	110	1,315	12
Anthony DiCosmo	1995-98	107	1,798	12
Gerard Phelan	1981-84	107	1,714	6
Clarence Cannon	1991-94	100	1,741	10
Bobby Swigert	2010-13	106	1,262	8
Dennis Harding	1995-98	99	1,139	8
Chris Pantale	2009-12	98	986	7
Jamal Burke	1999-2002	95	1,454	16
Troy Stradford	1982-86	95	1,196	9
Kenyatta Watson	1993-96	93	1,215	4
Tony Gonzalez	2003-06	89	1,187	12
Larry Lester	2002-05	89	1,285	9
Mel Briggs	1971-73	88	1,401	10
Barry Gallup	1966-68	87	1,325	8
Joel Hazard	2001-04	83	1,022	7
Scott Nizolek	1979-82	83	1,335	7
Keith Miller	1990-93	80	1,351	11
Tim Sherwin	1977-80	78	1,055	3
Todd Pollack	1994-97	77	743	8
Mike Godbolt	1974-77	76	1,219	9
Sean Ryan	2000-03	75	950	12
Jim Whalen	1962-64	73	1,230	11
Jon Schoen	1979-82	72	1,349	7
Art Graham	1960-62	70	1,342	9
Ray Hivert	1987-90	67	1,091	4
Marcus Cherry	1986-89	63	1,419	6
John Bonistalli	1968-70	63	943	10
Steve Everson	1994-96	63	856	2
Fred Willis	1968-70	61	550	11
Anthony DiCosmo	1996-98	60	994	5
Keith Hemmings	1999-2002	58	853	5
Rob Rikard	1978-81	57	1,230	6
Pete Casparriello	1984-87	55	695	3
Mike Sanders	1987-90	55	399	1
Jim O'Shea	1968-70	53	591	1
Will Blackmon	2002-05	51	763	4
Greg Grice	1992-95	51	899	8
Ken Bell	1982-85	50	508	0

RECEPTIONS: SEASON

Rec.	Name	Year
78	Alex Amidon	2012
77	Alex Amidon	2013
76	Andre Callender	2007
70	Tom Waddle	1988
66	Pete Mitchell	1993
	Brian Brennan	1983
64	Rich Gunnell	2007
	Gerard Phelan	1984
60	Rich Gunnell	2009
56	Brandon Robinson	2007
55	Pete Mitchell	1994
54	Ryan Purvis	2007
52	Grant Adams	2004
51	Will Blackmon	2005
49	Rich Gunnell	2008
	Kelvin Martin	1985
48	Darren Flutie	1987
47	Kevin Challenger	2006
	Anthony DiCosmo	1998
	Mark Chmura	1990
	Mark Chmura	1989
46	Grant Adams	2003
	Barry Gallup	1968
45	Scott Gieselman	1983
44	Bobby Swigert	2011
43	Tony Gonzalez	2006
	Mark Chmura	1991
	Tom Waddle	1987
	Dave Zumbach	1974
42	Brandon Robinson	2008
	Darren Flutie	1985
	Mel Briggs	1972
	Steve Everson	1995
	Dennis Harding	1996
41	Keith Hemmings	2002
	Ivan Boyd	1993
	Kelvin Martin	1986
	Scott Gieselman	1985
	Dave Zumbach	1973
	Art Graham	1962

RECEPTIONS: GAME

Rec.	Name	Year	Games
13	Alex Armidon	2013	Villanova
	Andre Callender	2007	Virginia Tech (ACC Champ.)
	Pete Mitchell	1993	Notre Dame
	Tom Waddle	1988	Texas Christian
12	Grant Adams	2004	Pittsburgh
	Brian Brennan	1983	Penn State
	Luke Urban	1919	Rutgers
11	Rich Gunnell	2008	NC State
	Andre Callender	2007	Clemson
	Pete Mitchell	1994	Rutgers
	Ed Toner	1990	Louisville
	Gerard Phelan	1984	Miami (FL)
	Scott Nizolek	1982	Penn State
10	Alex Armidon	2013	Arizona
	Alex Armidon	2012	Miami
	Alex Armidon	2012	Wake Forest
	Rich Gunnell	2009	Notre Dame
	Andre Callender	2007	Notre Dame
	Anthony DiCosmo	1998	Navy
	Steve Everson	1995	Virginia Tech
	Pete Mitchell	1994	Michigan
	Ken Bell	1985	Syracuse
	Brian Brennan	1983	Temple
	Gerard Phelan	1984	Western Caro.
	Ryan Purvis	2007	Maryland

RECEIVING YARDAGE: CAREER

Yds	Name	Year
2,800	Alex Armidon	2010-13
2,459	Rich Gunnell	2006-09
2,388	Pete Mitchell	1991-94
2,337	Kelvin Martin	1983-86
2,180	Brian Brennan	1980-83
2,046	Mark Chmura	1987-91
2,036	Grant Adams	2001-04
2,023	Brandon Robinson	2005-08
2,000	Darren Flutie	1984-87
1,965	Tom Waddle	1985-88
1,959	Dedrick Dewalt	1998-2001
1,798	Anthony DiCosmo	1995-98
1,741	Clarence Cannon	1991-94
1,714	Gerard Phelan	1981-84
1,521	Dave Zumbach	1973-76
1,485	Scott Gieselman	1982-85
1,454	Jamal Burke	1999-2002
1,419	Marcus Cherry	1986-89
1,401	Mel Briggs	1971-73
1,351	Keith Miller	1990-93
1,349	Jon Schoen	1979-82
1,342	Art Graham	1960-62
1,335	Scott Nizolek	1979-82
1,315	Kevin Challenger	2004-07

RECEIVING YARDAGE: SEASON

Yds	Name	Year
1,215	Alex Armidon	2012
1,149	Brian Brennan	1983
1,032	Alex Armidon	2013
958	Kelvin Martin	1985
931	Rich Gunnell	2007
902	Tom Waddle	1988
880	Rich Gunnell	2009
823	Art Graham	1962
818	Pete Mitchell	1993
804	Anthony DiCosmo	1998
793	Brandon Robinson	2007
786	Darren Flutie	1987
781	Tom Waddle	1987
763	Will Blackmon	2005
745	Grant Adams	2004
735	Barry Gallup	1968
726	Brian Brennan	1981
720	Grant Adams	2003
	Andre Callender	2007
717	Marcus Cherry	1988
715	Kelvin Martin	1984
711	Mike Godbolt	1978
693	Clarence Cannon	1993
676	Dedrick Dewalt	2000
658	Scott Nizolek	1981
646	Brandon Robinson	2008
620	Mel Briggs	1971
617	Pete Mitchell	1994
605	Jon Schoen	1982

RECEIVING YARDAGE: GAME

Yds	Name	Year	Game
229	Scott Nizolek	1982	Penn State
226	Gerard Phelan	1984	Miami
193	Alex Armidon	2012	Clemson
185	Brian Brennan	1983	Temple
183	Dedrick Dewalt	2000	Pittsburgh
179	Rich Gunnell	2009	Notre Dame
174	Tom Waddle	1987	Rutgers
173	Brian Brennan	1983	Penn State
172	Kelvin Martin	1985	Pittsburgh

RECEIVING YARDAGE: PLAY

Yds	Name	Year	Game
97	Dedrick Dewalt	1999	Virginia Tech
92	Tom Joe Sullivan	1957	Navy
90	Troy Stradford	1986	Maryland
85	Mel Briggs	1973	Pittsburgh
83	Mel Briggs	1972	Penn State
	Kenrick Skerritt	1989	West Virginia
80	Francis Marr	1953	Xavier
	Jon Schoen	1982	Holy Cross

TOUCHDOWN RECEPTIONS: CAREER

TDs	Name	Year
28	Kelvin Martin	1983-86
20	Dedrick Dewalt	1998-2001
	Pete Mitchell	1991-94
18	Rich Gunnell	2006-09
16	Jamal Burke	1999-2002
15	Alex Armidon	2010-13
14	Grant Adams	2001-04
	Brian Brennan	1980-83
	Darren Flutie	1984-87
12	Kevin Challenger	2004-07
	Tony Gonzalez	2003-06
	Sean Ryan	2000-03
	Anthony DiCosmo	1995-98
11	Mike Roarke	1949-51
	Keith Miller	1990-93
	Mark Chmura	1987-91
	Fred Willis	1968-70
10	Jim Whalen	1962-64
	Clarence Cannon	1991-94
	Dave Zumbach	1973-76
	Mel Briggs	1971-73
	John Bonistalli	1968-70
	Scott Gieselman	1982-85

TOUCHDOWN RECEPTIONS: SEASON

TDs	Name	Year
10	Kelvin Martin	1984
9	Kelvin Martin	1985
8	Jamal Burke	2001
	Dedrick Dewalt	2000
	Kelvin Martin	1986
	Brian Brennan	1983
	Mel Briggs	1972
	John Bonistalli	1969
7	Alex Armidon	2012
	Rich Gunnell	2009
	Anthony DiCosmo	1998
	Pete Mitchell	1993, 94
	Barry Gallup	1968
	Darren Flutie	1987
	Art Graham	1962

TOUCHDOWN RECEPTIONS: GAME

TDs	Name	Year	Game
3	Kelvin Martin	1986	Holy Cross
	Peter Laboy	1977	Army
	George Gill	1970	Holy Cross
	John Bonistalli	1969	VMI
	Jim Whalen	1962	Boston U.

100 YARD GAMES: SEASON

Games	Name	Year
6	Alex Armidon	2012
	Brian Brennan	1983
4	Rich Gunnell	2009
	Darren Flutie	1987
3	Brandon Robinson	2007
	Will Blackmon	2005
	Dedrick Dewalt	2000
	Clarence Cannon	1993
	Tom Waddle	1988
	Gerard Phelan	1984

RECORDS

100 YARD GAMES: CAREER

Games	Name	Year
11	Alex Armidon	2010-13
8	Brian Brennan	1980-83
	Rich Cunnell	2006-09
6	Pete Mitchell	1991-94
5	Brandon Robinson	2005-08
	Darren Flutie	1984-87
	Kelvin Martin	1983-86
4	Dedrick Dewalt	1998-2001
	Anthony DiCosmo	1996-98
	Tom Waddle	1985-88

TOTAL OFFENSIVE PLAYS: CAREER

Plays	Name	Year
1,558	Doug Flutie	1981-84
1,515	Matt Ryan	2004-07
1,441	Glenn Foley	1990-93
1,110	Chase Rettig	2010-13
951	Brian St. Pierre	1999-2002
874	Matt Hasselbeck	1994-97
841	Shawn Halloran	1983-86
780	Derrick Knight	2000-03
764	Frank Harris	1968-70
702	Mark Hartsell	1993-95
636	Tim Hasselbeck	1997-2000
614	Mike Cloud	1995-98
609	Paul Peterson	2003-04
607	Jack Concannon	1961-63
599	Quinton Porter	2001-05
582	Scott Mutryn	1994-98
581	Mike Power	1986-89
555	William Green	1999-2001
542	George VanCott	1959-61
502	Ed Songin	1947-49

TOTAL OFFENSIVE PLAYS: SEASON

Plays	Name	Year
722	Matt Ryan	2007
551	Montel Harris	2009
521	Chase Rettig	2012
488	Shawn Halloran	1985
478	Matt Ryan	2006
475	Brian St. Pierre	2002
448	Doug Flutie	1984
438	Doug Flutie	1982
423	Paul Peterson	2004
417	Matt Hasselbeck	1996
413	Doug Flutie	1983
400	Mark Hartsell	1995
	Glenn Foley	1990
389	Glenn Foley	1993
376	Matt Hasselbeck	1997
368	Scott Mutryn	1998
358	Chase Rettig	2011
352	Glenn Foley	1991
	Tim Hasselbeck	1999
347	Derrick Knight	2003
335	Mike Power	1987
328	Quinton Porter	2003
326	Gary Marangi	1972
308	Mike Cloud	1998
302	Shawn Halloran	1986
300	Glenn Foley	1992

TOTAL OFFENSIVE PLAYS: GAME

Games	Name	Year	Game
67	Matt Ryan	2006	Wake Forest
63	Montel Harris	2009	Virginia
	Matt Ryan	2007	Maryland
	Doug Flutie	1984	Penn State
62	Matt Ryan	2007	Florida State
61	Glenn Foley	1990	Louisville
60	Shawn Halloran	1985	Syracuse
	Doug Flutie	1983	West Virginia
59	Montel Harris	2009	Maryland
	Mark Hartsell	1995	Syracuse
	Frank Harris	1968	Army
58	Matt Ryan	2007	Virginia Tech (ACC Champ.)
	Matt Hasselbeck	1997	Army
56	Montel Harris	2009	North Carolina
	Matt Ryan	2007	Wake Forest
	Matt Ryan	2007	Army
	Matt Ryan	2007	Virginia Tech
	Paul Peterson	2004	Pittsburgh

54	Chase Rettig	2012	Miami
	Shawn Halloran	1985	Penn State
	Doug Flutie	1981	Pittsburgh

TOTAL YARDS: CAREER

Yds	Name	Year
11,318	Doug Flutie	1981-84
9,719	Glenn Foley	1990-93
9,371	Matt Ryan	2004-07
8,038	Chase Rettig	2010-13
6,151	Brian St. Pierre	1999-2002
5,065	Shawn Halloran	1982-86
4,529	Frank Harris	1968-70
4,425	Derrick Knight	2000-03
4,366	Matt Hasselbeck	1994-97
4,233	Tim Hasselbeck	1997-2000
3,877	Paul Peterson	2003-04
3,869	William Green	1999-2001
3,602	Mark Hartsell	1993-95
3,600	Montel Harris	2008-12
3,597	Mike Cloud	1995-98
3,564	Jack Concannon	1961-63
3,373	Quinton Porter	2001-05
3,287	Gary Marangi	1971-73
3,261	Scott Mutryn	1994-98
3,007	Ken Smith	1976-77

TOTAL YARDS: SEASON

Yds	Name	Year
4,509	Matt Ryan	2007
3,603	Doug Flutie	1984
3,353	Glenn Foley	1993
3,109	Brian St. Pierre	2002
3,019	Doug Flutie	1982
2,965	Doug Flutie	1983
2,926	Chase Rettig	2012
2,907	Matt Ryan	2006
2,657	Paul Peterson	2004
2,828	Shawn Halloran	1985
2,409	Dave Shinskie	2009
2,298	Scott Mutryn	1998
2,263	Matt Hasselbeck	1997
2,233	Brian St. Pierre	2001
2,125	Glenn Foley	1992
2,123	Glenn Foley	1990
2,118	Glenn Foley	1991
2,073	Ken Smith	1977
2,071	Mike Power	1987
2,066	Chase Rettig	2013
2,050	Shawn Halloran	1986
1,951	Tim Hasselbeck	2000
1,948	Derrick Knight	2003
1,940	Chris Crane	2008
1,876	Chase Rettig	2011
1,864	Mark Hartsell	1994
1,819	William Green	2001
1,776	Matt Hasselbeck	1996
1,764	Quinton Porter	2003
1,731	Doug Flutie	1981
1,725	Mark Hartsell	1995

TOTAL YARDS: GAME

Yds	Name	Year	Game
517	Doug Flutie	1984	Miami
507	Doug Flutie	1982	Penn State
470	Chris Crane	2008	NC State
464	Doug Flutie	1983	West Virginia
447	Shawn Halloran	1985	Syracuse
445	Matt Ryan	2007	Florida State
	Glenn Foley	1993	Virginia Tech
439	Chase Rettig	2012	Miami
438	Matt Ryan	2007	Georgia Tech
428	Matt Ryan	2007	Maryland
421	Doug Flutie	1984	Penn State
420	Glenn Foley	1993	Syracuse
410	Willie Hicks	1989	West Virginia
409	Paul Peterson	2004	Notre Dame
405	Shawn Halloran	1986	Maryland
403	Matt Hasselbeck	1997	Army
399	Matt Ryan	2007	Wake Forest
395	Matt Ryan	2006	Wake Forest
387	Doug Flutie	1984	North Carolina
383	Shawn Halloran	1985	Pittsburgh
380	Doug Flutie	1983	Penn State
379	Mike Power	1987	TCU
376	Frank Harris	1968	Army

MOST KICKOFF RETURNS: CAREER

Ret.	Name	Year
110	Will Blackmon	2002-05
86	Tim Frager	1987-90
84	Jeff Smith	2006-09
67	Kenyatta Watson	1993-96
65	Tyrone Taylor	1983-86
	Tracy Giles	1985-89
60	Jeff Smith	2006-10
44	Ken Bell	1982-85
40	Chuckie Dukes	1991-92

MOST KICKOFF RETURNS: SEASON

Ret.	Name	Year
36	Will Blackmon	2003
34	Spiffy Evans	2012
	Tim Frager	1989
29	Tyrone Taylor	1986
28	Chuckie Dukes	1991
	Will Blackmon	2004
25	Jeff Smith	2008
24	Jeff Smith	2009
23	Jeff Smith	2006

MOST KICKOFF RETURNS: GAME

Ret.	Name	Year	Game
8	Dave Bennett	1968	Army
6	Spiffy Evans	2012	Clemson
5	DeJuan Tribble	2006	Central Mich.
	Jeff Smith	2006	Clemson

KICKOFF RETURN YARDAGE: CAREER

Yds	Name	Year	Returns
2,700	Will Blackmon	2002-05	88
1,975	Tim Frager	1987-90	86
1,959	Jeff Smith	2006-09	84
1,436	Kenyatta Watson	1993-96	67
1,270	Tyrone Taylor	1983-86	65
1,116	Spiffy Evans	2011-present	57
1,104	Tracy Giles	1985-89	55

KICKOFF RETURN YARDAGE: SEASON

Yds	Name	Year	Returns
922	Will Blackmon	2003	36
842	Tim Frager	1989	34
762	Will Blackmon	2004	28
653	Chuckie Dukes	1991	28
645	Jeff Smith	2006	23
631	Spiffy Evans	2012	34
625	Tyrone Taylor	1986	29

KICKOFF RETURN YARDAGE: GAME

Yds	Name	Year	Game	Returns
214	Dave Bennett	1968	Army	8
213	Jeff Smith	2006	Clemson	5

KICKOFF RETURN YARDAGE: PLAY

Yds	Name	Year	Game	Returns
100	DuJuan Daniels	1999	Syracuse	
	Mike Esposito	1973	Miami	
	Joe Diminick	1948	St. Bonaventure	
96	Jeff Smith	2006	Clemson	

KICKOFF RETURN AVERAGE: CAREER

Yds	Name	Year	Returns
26.6	Dave Bennett	1966-68	30/782
23.3	Jeff Smith	2006-09	84/1,959

KICKOFF RETURN AVERAGE: SEASON

Yds	Name	Year	Returns
28.0	Jeff Smith	2006	26/645
27.5	DuJuan Daniels	1999	11/302
	Dave Bennett	1968	14/385
27.2	Will Blackmon	2004	28/762
27.0	Jason Swepson	1990	10/270
26.3	William Green	1999	13/342
25.8	Tim Frager	1988	19/491
25.6	Will Blackmon	2003	36/922
25.5	Jay Clark	1990	11/281
24.8	Tim Frager	1989	34/842
24.5	Nathanael Hasselbeck	2003	4/98
24.2	Kenyatta Watson	996	13/315
23.4	Tony Ransome	1993	5/117
23.3	Chuckie Dukes	1991	28/653
	Bobby Swigert	2010	7/163

MOST PUNT RETURNS: CAREER

Ret.	Name	Year
84	Kenyatta Watson	1993-96
79	Kelvin Martin	1983-86
65	Dedrick Dewalt	1998-2001
55	DeJuan Tribble	2004-07
49	Will Blackmon	2002-05
	Clint Kuboyama	1991-92
43	Ed Rideout	1969-71
41	Marcus Cherry	1986-89

MOST PUNT RETURNS: SEASON

Ret.	Name	Year
32	Kenyatta Watson	1993
30	Kelvin Martin	1985
27	DeJuan Tribble	2006
	Kenyatta Watson	1994
	Clint Kuboyama	1991
26	Marcus Cherry	1989
	Brian Brennan	1981

MOST PUNT RETURNS: GAME

Ret.	Name	Year	Game
6	Kelvin Martin	1985	West Virginia
	Kelvin Martin	1985	Holy Cross
	Dick Zotti	1952	Richmond
	Dick McBride	1951	Richmond
	Ken Hughes	1947	St. Mary's (CA)

PUNT RETURN YARDAGE: CAREER

Yds	Name	Year	Returns
1,012	Kelvin Martin	1983-86	79
816	Kenyatta Watson	1993-96	84
714	Ed Rideout	1969-71	43
511	Will Blackmon	2002-06	49
494	Dedrick Dewalt	1998-2001	65
492	DeJuan Tribble	2004-07	55
387	Marcus Cherry	1986-89	41
382	Dick Zotti	1951-53	23

PUNT RETURN YARDAGE: GAME

Yds	Name	Year	Team
166	Kelvin Martin	1985	Holy Cross
136	Kelvin Martin	1986	SMU
131	Ed Rideout	1970	Holy Cross
109	Spiffy Evans	2012	Maryland
105	Jamal Burke	2002	Virginia Tech
102	Kenyatta Watson	1995	West Virginia
100	Kelvin Martin	1985	West Virginia
98	DeJuan Tribble	2006	Buffalo
92	Ken Hughes	1947	St. Mary's (CA)

PUNT RETURN YARDAGE: PLAY

Yds	Name	Year	Returns
93	Kelvin Martin	1985	Holy Cross
90	Ed Rideout	1970	VMI
85	Kelvin Martin	1986	SMU
84	Kenyatta Watson	1995	West Virginia
83	Jamal Burke	2002	Virginia Tech
82	Spiffy Evans	2012	Maine
78	Kelvin Martin	1984	Syracuse
71	Will Blackmon	2004	West Virginia
70	Dick Zotti	1953	Clemson
	Joe McKenney	1924	Haskell
69	DeJuan Tribble	2006	Buffalo

PUNT RETURN AVERAGE: CAREER

Yds	Name	Returns
25.3	Spiffy Evans, 2012-Present	11/278
16.6	Ed Rideout, 1969-71	43/714
13.6	Dick Zotti, 1951-53	28/382

RECORDS

PUNT RETURN AVERAGE: SEASON

Yds	Name	Returns
25.3	Spiffy Evans, 2012	11/278
18.1	Ed Rideout, 1971	15/272
17.0	Kelvin Martin, 1985	30/510
15.5	Ken Hughes, 1949	13/200

SCORING: CAREER

	Years	Touchdowns			Extra Points			FG	Pts	
		Run	Pass	Other	Kick	Pass	Run			
Nate Freese	2010-13	0	0	0	114	117	0	0	70-81	324
Steve Aponavicius	2006-09	0	0	0	145	150	0	0	47-64	290
Brian Lowe	1986-89	0	0	0	91	95	0	0	57-83	262
John Match	1996-99	0	0	0	105	108	0	0	46-73	243
William Green	1999-2001	33	3	0	0	0	0	0	0	216
Troy Stradford	1982-86	27	9	0	0	0	0	0	0	216
Fred Steinfort	1972-75	0	0	0	119	125	0	0	32-60	215
Keith Barnette	1973-75	34	0	0	0	0	0	1	0	206
Kelvin Martin	1983-86	0	28	4	0	1	0	0	0	194
Omari Walker	1994-97	32	0	0	0	0	0	0	0	192
Sandro Sciortino	2000-03	0	0	0	85	87	0	0	35-51	190
Kevin Snow	1982-84	0	0	0	95	106	0	0	30-46	185
Montel Harris	2008-11	27	3	0	0	0	0	0	0	180
Fred Willis	1968-70	19	11	0	0	0	0	0	0	180
Darnell Campbell	1991-93	27	2	0	0	0	0	0	0	174
Mike Esposito	1972-74	24	0	4	0	0	0	0	0	168
Derrick Knight	2000-03	25	2	0	0	0	0	0	0	162
John Cooper	1979-81	0	0	0	62	89	0	0	33-51	161
Mike Cloud	1995-98	14	0	0	0	0	0	0	0	156
Al Weston	1926-28	19	3	3	5	0	0	0	0	155
Ryan Ohliger	2004-06	1	0	0	59	66	0	0	29-44	152
Dave Bennett	1966-68	14	10	1	0	1	0	0	0	152
Chuck Darling	1922-24	20	0	1	14	0	0	0	0	140
Mike Holovac	1940-42	23	0	0	2	0	0	0	0	140
Steve Strachan	1981-84	22	1	0	0	0	0	0	0	138
Monk Maznicki	1940-41	13	3	1	36	0	0	0	0	138
Ed Toner	1987-90	18	4	0	0	0	2	0	0	136
David Gordon	1992-94	0	0	0	81	82	0	0	18	135
Tim Moorman	1975-78	0	0	0	63	67	0	0	23-37	132
Jim Fitzpatrick	1917-20	11	0	0	28	0	0	9	9	121
Dan Conway	1976-79	17	2	0	0	0	0	0	0	114
Ceslaus Antos	1928-30	13	5	1	0	0	0	0	0	114
Jack Cronin	1924-26	18	0	0	0	0	0	0	0	108

POINTS: CAREER

Pts	Name	Year
324	Nate Freese	2010-13
290	Steve Aponavicius	2006-09
262	Brian Lowe	1986-89
243	John Match	1996-99
216	William Green	1999-2001
	Troy Stradford	1982-86
215	Fred Steinfort	1972-75
206	Keith Barnette	1973-75
194	Kelvin Martin	1983-86

192	Omari Walker	1994-97
190	Sandro Sciortino	2000-03
185	Kevin Snow	1982-84
184	Ryan Ohliger	2004-06
180	Montel Harris	2008-12
	Fred Willis	1968-70
174	Darnell Campbell	1991-93
168	Mike Esposito	1972-74
162	Derrick Knight	2000-03
161	John Cooper	1979-81

POINTS: SEASON

Pts	Name	Year
134	Keith Barnette	1974
126	Darnell Campbell	1993
108	Andre Williams	2013
107	Sandro Sciortino	2002
102	Mike Esposito	1973
100	Nate Freese	2013
96	Fred Willis	1970
	Dave Bennett	1968

POINTS: GAME

Pts	Name	Year (Game)
34	Ed Petela	1949 (Holy Cross, 4 TD/10 PAT)

FIELD GOALS MADE: CAREER

FGs	Name	Year
70	Nate Freese	2010-13
57	Brian Lowe	1986-89
47	Steve Aponavicius	2006-09
46	Sandro Sciortino	2000-03
	John Match	1996-99
33	John Cooper	1979-81

FIELD GOALS MADE: SEASON

FGs	Name	Year
23	Sandro Sciortino	2002
20	Nate Freese	2013
22	Nate Freese	2010
17	Brian Lowe	1986
16	John Cooper	1980
	John Match	1996
15	Brian Lowe	1989

FIELD GOALS MADE: GAME

FGs	Name	Year	Game
4	Nate Freese	2011	Wake Forest
	Nate Freese	2010	Kent State
	Nate Freese	2010	Florida State
	Steve Aponavicius	2009	Maryland
	Brian Lowe	1989	Georgia Tech
	Brian Lowe	1986	Army,
3	Steve Aponavicius	2008	West Virginia
	Ryan Ohliger	2004	Georgia Tech
	Sandro Sciortino	2002	West Virginia
	Brian Lowe	1989	Four times
			Syracuse,
			Temple
	David Gordon	1994	Army
	John Cooper	1980	Villanova,
			Army, USASA
	Fred Steinfort	1973	Navy
	Nate Freese	2010	Clemson
	Nate Freese	2010	Syracuse

FIELD GOALS MADE: LONGEST

FGs	Name	Year	Game
55	Fred Steinfort	1974	Tulane
53	John Match	1998	Miami
52	Nate Freese	2013	Maryland
	Nate Freese	2011	Wake Forest
	Fred Steinfort	1974	Pittsburgh
	Fred Steinfort	1973	Navy
	Brian Lowe	1989	Syracuse
	John Kline	1971	Villanova

TOUCHDOWNS: CAREER

TDs	Name	Year
36	William Green	1999-2001
	Troy Stradford	1982-86
34	Keith Barnette	1973-75
32	Kelvin Martin	1983-86
	Omari Walker	1994-97
30	Montel Harris	2008-12
29	Darnell Campbell	1991-93
27	Derrick Knight	2000-03
25	Mike Cloud	1995-98

24	Mike Esposito	1972-74
23	Steve Strachan	1981-84
	Dan Conway	1976-79
	Mike Holovak	1940-42
22	Ed Toner	1987-90
20	Chuck Darling	1922-24
	Al Weston	1926-28

TOUCHDOWNS: SEASON

TDs	Name	Year
22	Keith Barnette	1974
21	Darnell Campbell	1993
17	William Green	2001
	Mike Esposito	1973
16	Fred Willis	1970
	Dave Bennett	1968
14	Montel Harris	2009
	William Green	2000
	Mike Cloud	1998
12	Derrick Knight	2002
	Vito Ananis	1939
	Al Weston	1926
11	Derrick Knight	2003
	Tim Hasselbeck	1999
	Mike Holovak	1940

TOUCHDOWNS: GAME

TDs	Name	Year	Game
5	Montel Harris	2009	NC State
4	Darnell Campbell	1993	Temple
	Glen Capriola	1975	Army
	Keith Barnette	1974	West Virginia
	Phil Bennett	1973	Massachusetts
	Tom Magnarelli-Reis	1954	Holy Cross
	Ed Petela	1949	Holy Cross
	Chuck Darling	1924	Marquette

PAT KICKS MADE: CAREER

PATs	Name	Year
119	Fred Steinfort	1972-75
114	Nate Freese	2010-13
111	Steve Aponavicius	2006-08
105	John Match	1996-99
95	Kevin Snow	1982-84
91	Brian Lowe	1986-89

PAT KICKS MADE: SEASON

PATs	Name	Year	Attempts
46	Steve Aponavicius	2007	50
	Kevin Snow	1984	49
42	David Gordon	1993	43
	Fred Steinfort	1974	43

PAT KICKS MADE: GAME

PATs	Name	Year	Game
10	Fred Steinfort	1974	Massachusetts
	Ed Petela	1949	Holy Cross

PUNT ATTEMPTS: CAREER

Punts	Name	Year
284	Ryan Quigley	2008-11
259	Johnny Ayers	2004-07
257	John Cooper	1978-81
238	Kevin McMyler	1999-2002
225	Jason Malecki	1995-98
210	Ryan Quigley	2008-12
196	Jim Walton	1974-78

PUNT ATTEMPTS: SEASON

Punts	Name	Year
79	Ryan Quigley	2010
75	Nate Freese	2013
	Johnny Ayers	2007
72	Ryan Quigley	2009
	Steve Peach	1985
70	John Cooper	1981
69	Ryan Quigley	2011
66	Jeff Gomulinski	2003
65	Bill Kushner	1991

PUNT ATTEMPTS: GAME

Punts	Name	Year	Game
12	John Cooper	1980	Navy
11	Jim Walton	1977	Texas
	Joe DiVito	1965	Army
	Dick McBride	1950	Oklahoma
	Ryan Quigley	2010	Notre Dame

PUNTING AVERAGE: CAREER (MIN. 50)

Yds	Name	Year	Punts
42.6	Jeff Beckley	1992-94	140
42.3	Jim Walton	1974-77	196
42.1	Gerald Levano	2012	57

PUNTING AVERAGE: SEASON (MIN. 20)

Yds	Name	Year	Punts
44.3	Jim Walton	1975	49

LONGEST PUNT

Yds	Name	Year	Game
77	John Cooper	1980	Holy Cross
	Jim Walton	1976	Florida State
76	Johnny Ayers	2004	West Virginia

TOTAL INTERCEPTIONS: CAREER

Int	Name	Year
25	Tony Thurman	1981-84
17	John Salmon	1966-68
15	DeJuan Tribble	2004-07

TOTAL INTERCEPTIONS: SEASON

Int	Name	Year
12	Tony Thurman	1984
8	John Salmon	1968
	Ed Clasby	1948
7	DeJuan Tribble	2006

TOTAL INTERCEPTIONS: GAME

Int	Name	Year	Game
3	DeJuan Tribble	2007	Wake Forest
	Jamie Silva	2007	Bowling Green
	DeJuan Tribble	2006	Miami (Fla.)
	T.J. Stancil	2003	Colorado State
	Jason Pohopek	1990	Navy
	Tony Thurman	1984	Alabama
	Tony Thurman	1982	Holy Cross
	Jim Budness	1979	Army
	Kelly Elias	1976	West Virginia
	Ned Guillet	1973	Villanova
	Gary Danczewicz	1969	Tulane
	Jim King	1968	VMI
	Hank Blaha	1963	Buffalo
	Bob Flanagan	1951	Georgia
	Harry Downes	1929	Boston U.

INTERCEPTION RETURN YARDS: CAREER

Yds	Name	Year	Ints
335	Tony Thurman	1981-84	25

INTERCEPTION RETURN YARDS: SEASON

Yds	Name	Year	Ints
182	Jim McGowan	1962	7

INTERCEPTION RETURN YARDS: GAME

Yds	Name	Year	Ints	Game
136	Jim McGowan	1962	2	Texas Tech

INTERCEPTION RETURN YARDS: PLAY

Yds	Name	Year	Game
100	Don Allard	1956	Brandeis

INTERCEPTION RETURN FOR TDs: CAREER

TDs	Name	Year	Int
3	DeJuan Tribble	2004-08	11
	Jim McGowan	1962-64	8
	Ed Doherty	1941-43	10

INTERCEPTION RETURN FOR TDs: SEASON

TDs	Name	Year	Int
3	DeJuan Tribble	2006	7
	Jim McGowan	1962	7
	Ed Doherty	1943	10 (5 Games)

INTERCEPTION RETURN FOR TDs: GAME

TDs	Name	Year	Int
2	Jim McGowan	1962	Texas Tech
	Ed Doherty	1943	Rome AFB

BIGGEST COMEBACKS

BY QUARTER

Largest Lead After One Quarter in a Loss

14	vs. Miami (FL)	L, 31-28	10/23/99 (led 14-0)
	at Syracuse	L, 24-14	9/27/58 (led 14-0)
10	vs. Michigan	L, 35-13	9/7/91 (led 10-0)
	vs. Syracuse	L, 45-20	11/12/88 (led 10-0)
	at Syracuse	L, 45-17	11/14/87 (led 10-0)

Largest Deficit After One Quarter in a Win

14	vs. Pittsburgh	W, 22-21	11/1/97 (down 14-0)
	vs. Pittsburgh	W, 34-31	10/1/88 (down 14-0)
12	at Rutgers	W, 35-25	11/15/03 (down 12-0)
11	vs. Navy	W, 43-38	9/28/96 (down 14-3)
10	vs. West Virginia	W, 34-10	9/1/01 (down 10-0)
	vs. West Virginia	W, 31-24	9/13/97 (down 10-0)

Largest Halftime Lead in a Loss

21	vs. Miami (FL)	L, 31-28	10/23/99 (led 31-7)
14	at West Virginia	L, 21-20	10/20/84 (led 20-6)
11	at Notre Dame	L, 32-25	11/7/87 (led 17-6)
	at Syracuse	L, 22-14	10/25/75 (led 14-3)
10	at Army	L, 29-26	11/11/78 (led 17-7)

Largest Halftime Deficit in a Win

14	vs. West Virginia	W, 31-24	9/13/97 (down 17-3)
13	vs. Wake Forest	W, 35-30	10/15/05 (down 20-7)
	at Notre Dame	W, 24-23	10/23/04 (down 20-7)
	vs. Rutgers	W, 14-13	10/16/82 (down 13-0)
	vs. Army	W, 21-13	10/31/70 (down 13-0)
10	at Alabama	W, 38-31	9/10/84 (down 24-14)
	vs. Clemson	W, 31-16	9/8/83 (down 13-3)

Largest Lead After Three Quarters in a Loss

21	vs. Miami (FL)	L, 31-28	10/23/99 (led 28-7)
18	vs. Navy	L, 32-31	10/24/98 (led 28-9)
11	at West Virginia	L, 21-20	10/20/84 (led 20-9)
9	vs. Wake Forest	L, 32-28	8/30/03 (led 21-12)
8	at Syracuse	L, 22-14	10/25/75 (led 14-6)

Largest Deficit After Three Quarters in a Win

10	vs. Virginia Tech	W, 14-10	10/25/07 (down 10-0)
	vs. Stanford	W, 34-27	9/7/02 (down 27-17)
	at Alabama	W, 38-31	9/8/84 (down 31-21)
	vs. Iowa State	W, 14-10	11/4/61 (down 10-0)
8	vs. Pittsburgh	W, 22-21	11/1/97 (down 21-13)
	vs. Pittsburgh	W, 34-31	10/1/88 (down 24-16)
	vs. Navy	W, 25-24	12/30/06 (down 24-16)

4TH-QUARTER COMEBACKS

Largest Deficit During the Fourth Quarter in a Win

12	vs. Pittsburgh	W, 34-31	10/1/88
	(down 31-19 at 8:42, before taking a 34-31 lead at 1:28)		
	at Holy Cross	W, 27-26	11/29/80
	(down 26-14 at 12:00, before taking a 27-26 lead at 4:00)		
10	at Rutgers	W, 41-38	11/24/95
	(down 38-28 at 8:59, before taking a 41-38 lead at 1:16)		
	vs. Stanford	W, 34-27	9/7/02
	(down 27-17 at end of 3rd, before taking a 34-27 lead at 0:36)		
	at Virginia Tech	W, 14-10	10/25/07
	(down 10-0 with 2:11, before taking a 14-10 lead at 0:11)		
	at Alabama	W, 38-31	9/8/84
	(down 31-21 at end of 3rd, before taking a 38-31 lead at 3:26)		
	vs. Iowa State	W, 14-10	11/4/61
	(down 10-0 at end of 3rd, before taking a 14-0 lead at 4:38)		

BC Trails with under 1:00 Remaining in a Win

10	at Virginia Tech	W, 14-10	10/25/07
	(trailed 10-0 with 2:11, before taking a 14-10 lead at 0:11)		
	at Rutgers	W, 41-38	11/24/95
	(38-28 at 8:59, before taking a 41-38 lead at 1:16)		
9	vs. Wake Forest	W, 35-30	10/15/05
	(down 30-21 at 3:26, before taking a 35-30 lead at 1:18)		

8	at Hawaii	W, 24-21	8/31/96
	(down 21-13 at 13:26, before tying 21-21 at 1:36)		
7	vs. Rutgers	W, 14-13	10/16/82
	(down 13-6 at end of 3rd, before taking a 14-13 lead at 0:12)		
	at Tulane	W, 30-28	10/8/77
	(down 28-21 at 12:06, before taking a 30-28 lead at 3:29)		
	at Texas A&M	W, 32-24	9/29/73
	(down 24-17 midway 4th, before taking a 25-24 lead at 2:08)		

BC Trails with under 1:00 Remaining in a Win

7	at Virginia Tech	W, 14-10	10/25/07
	(down 10-0 with 2:11, before taking a 14-10 lead at 0:11)		
	vs. Rutgers	W, 14-13	10/16/82
	(down 13-6 at end of 3rd, before taking a 14-13 lead at 0:12)		
6	at Notre Dame	W, 24-23	10/23/04
	(down 23-17 at 2:51, before taking a 24-23 lead at 0:54)		
4	at Miami (FL)	W, 47-45	11/23/84
	(down 45-41 at 0:28, before taking a 47-45 lead at 0:00)		

BC Tied with under 1:00 Remaining in a Win

0	at Hawaii	W, 24-21	8/31/96
	(tied 21-21 at 1:36, before taking a 24-21 lead at 0:00)		
	at Villanova	W, 27-24	9/23/67
	(tied 24-24 at midway 4th, before taking a 27-24 lead at 0:35)		
	vs. Syracuse	W, 21-14	9/19/64
	(tied 14-14 early in 4th, before taking a 21-14 lead at 0:02)		

4TH-QUARTER OPPONENT COMEBACKS

Largest Lead During the Fourth Quarter in a Loss

21	vs. Miami (FL)	L, 31-28	10/23/99
	(led 28-7 at end of 3rd, before trailing 31-28 at 0:03)		
18	vs. Navy	L, 32-31	10/24/98
	(led 28-10 at end of 3rd, before trailing 32-31 at 1:41)		
11	vs. West Virginia	L, 17-14	11/26/93
	(led 14-3 at 13:34, before trailing 17-14 at 1:08)		
	at West Virginia	L, 21-20	10/20/84
	(led 20-9 at end of 3rd, before trailing 21-20 at 4:46)		

BC Leads with under 5:00 Remaining in a Loss

7	vs. Miami (FL)	L, 31-28	10/23/99
	(led 28-21 at 9:45, before trailing 31-28 at 0:03)		
	at Northwestern	L, 22-21	9/18/93
	(led 21-14 at 7:49, before trailing 22-21 at 4:28)		
6	vs. Navy	L, 32-31	10/24/98
	(led 31-25 at 4:36, before trailing 32-31 at 1:41)		
	at West Virginia	L, 20-14	11/19/94
	(led 20-14 at 9:00, before trailing 21-20 at 4:52)		
5	vs. NC State	L, 17-15	9/23/06
	(Lost with 00:05 to play on a touchdown pass)		

BC Leads with under 1:00 Remaining in a Loss

5	vs. NC State	L, 17-15	9/23/06
	(Lost with 00:05 to play on a touchdown pass)		
3	at Pittsburgh	L, 19-16	10/26/02
	(led 16-13 at 7:41, before tied 16-16 at 0:05 and losing 19-16 in OT)		
	at Penn State	L, 7-3	9/23/89
	(led 3-0 at end of 3rd, before trailing 7-3 at 0:46)		

BC Tied with under 1:00 Remaining in a Loss

0	vs. Miami (FL)	L, 31-28	10/23/99
	(tied 28-28 at 3:51, before trailing 31-28 at 0:03)		
	vs. Miami (FL)	L, 17-14	11/11/95
	(tied 14-14 at 5:57, before trailing 17-14 at 0:49)		
	vs. West Virginia	L, 31-24	10/19/91
	(tied 24-24 at 5:13, before trailing 31-24 at 0:24)		
	at Penn State	L, 23-20	9/17/89
	(tied 20-20 at 6:45, before trailing 23-20 at 0:58)		
	at West Virginia	L, 20-13	10/9/82
	(tied 13-13 at 8:32, before trailing 20-13 at 0:25)		

DEFICITS, LEADS AND ATTENDANCE

Largest Deficit in a victory

Pts.	Opponent	Result	Date	Trailed
17	Wake Forest	W, 35-30	10/15/05	17-0 at 8:34 (2nd)
17	Alabama	W, 39-31	9/8/84	31-14 at 14:50 (3rd)
14	West Virginia	W, 31-24	9/13/97	17-3 at 1:11 (2nd)
14	Pittsburgh	W, 22-21	11/1/97	21-7 at 4:26 (3rd)
14	Pittsburgh	W, 34-31	10/1/88	14-0 at 13:59 (1st)
14	Navy	W, 43-38	9/28/96	29-15 at 12:06 (3rd)

Largest lead in a loss

Pts.	Opponent	Result	Date	Led
28	Miami (FL)	L, 31-28	10/23/99	28-0 at 6:18 (3rd)
18	Navy	L, 32-31	10/24/98	28-10 at 2:25 (3rd)
17	Syracuse	L, 45-17	11/14/87	17-0 at 10:41 (2nd)
17	Army	L, 29-26	11/11/78	led 24-7 at 9:34 (2nd)

Attendance records

Largest attendance at a BC home game	44,500
Largest attendance at a BC away game	106,445 (Penn State, 2003)
Largest attendance for a BC regular season neutral site game	62,711 (vs. Ohio State, 1995)
Largest attendance for a BC bowl game	70,412 (Continental Tire Bowl vs. UNC, 2004)

Behind By
17 until 2:54 (2nd)
17 until 7:21 (3rd)
14 until 2:12 (3rd)
14 until 2:09 (3rd)
14 until 13:08 (2nd)
14 until 9:06 (3rd)

Ahead By
28 until 2:11 (3rd)
18 until 12:19 (4th)
17 until 7:00 (2nd)
17 until 7:52 (3rd)

ALL-TIME FINAL POLLS

1940 AP

1. Minnesota
2. Stanford
3. Michigan
4. Tennessee
5. **Boston College**
6. Texas A&M
7. Northwestern
8. Nebraska

1942 AP

1. Ohio State
2. Georgia
3. Wisconsin
4. Tulsa
5. Georgia Tech
6. Notre Dame
7. Tennessee
8. **Boston College**
9. Michigan
10. Alabama

1983 AP

1. Miami (FL)
2. Nebraska
3. Auburn
4. Georgia
5. Texas
6. Florida
7. Brigham Young
8. Michigan
9. Ohio State
10. Illinois
19. **Boston College**

1984 AP

1. Brigham Young
2. Washington
3. Florida
4. Nebraska
5. **Boston College**
6. Oklahoma
7. Oklahoma State
8. SMU
9. UCLA
10. Southern Cal

1986 AP

1. Penn State
2. Miami (FL)
3. Oklahoma
4. Arizona State
5. Nebraska
6. Auburn
7. Ohio State
8. Michigan
9. Alabama
10. LSU
19. **Boston College**

1992 AP

1. Alabama
2. Florida State
3. Miami (FL)
4. Notre Dame
5. Michigan
6. Syracuse
7. Texas A&M
8. Georgia
9. Stanford
10. Florida
21. **Boston College**

1993 AP

1. Florida State
2. Notre Dame
3. Nebraska
4. Auburn
5. Wisconsin
6. West Virginia
8. Penn State
9. Texas A&M
10. Arizona
13. **Boston College**

1994 AP

1. Nebraska
2. Penn State
3. Colorado
4. Florida State
5. Alabama
6. Miami (FL)
7. Florida
8. Texas A&M
9. Auburn
10. Utah
23. **Boston College**

2001 AP

1. Miami (FL)
2. Oregon
3. Florida
4. Tennessee
5. Texas
6. Oklahoma
7. Nebraska
8. LSU
9. Colorado
10. Maryland
23. **Boston College**

2004 AP

1. Southern Cal
2. Auburn
3. Oklahoma
4. Utah
5. Texas
6. Louisville
7. Georgia
8. Iowa
9. California
10. Virginia Tech
21. **Boston College**

2005 AP

1. Texas
2. Southern Cal
3. Penn State
4. Ohio State
5. West Virginia
6. LSU
7. Virginia Tech
8. Alabama
9. Notre Dame
10. Georgia
18. **Boston College**

2006 AP

1. Florida
2. Ohio State
3. LSU
4. Southern Cal
5. Boise State
6. Louisville
7. Wisconsin
8. Michigan
9. Auburn
10. West Virginia
20. **Boston College**

2007 AP

1. LSU
2. Georgia
3. Southern Cal
4. Missouri
5. Ohio State
6. West Virginia
7. Kansas
8. Oklahoma
9. Virginia Tech
10. **Boston College**

1983 UPI

1. Miami (FL)
2. Nebraska
3. Auburn
4. Georgia
5. Texas
6. Florida
7. Brigham Young
8. Ohio State
9. Michigan
10. Illinois
20. **Boston College**

1984 UPI

1. Brigham Young
2. Washington
3. Nebraska
4. **Boston College**
5. Oklahoma State
6. Oklahoma
7. Florida
8. SMU
9. Southern Cal
10. UCLA

1986 UPI

1. Penn State
2. Miami (FL)
3. Oklahoma
4. Nebraska
5. Arizona State
6. Ohio State
7. Michigan
8. Auburn
9. Alabama
10. Arizona
18. **Boston College**

1992 UPI

1. Alabama
2. Florida State
3. Miami (FL)
4. Notre Dame
5. Michigan
6. Syracuse
7. Texas A&M
8. Georgia
9. Stanford
10. Florida
21. **Boston College**

1992 CNN/USA Today

1. Alabama
2. Florida State
3. Miami (FL)
4. Notre Dame
5. Michigan
6. Texas A&M
7. Syracuse
8. Georgia
9. Stanford
10. Washington
21. **Boston College**

1993 CNN/USA Today

1. Florida State
2. Notre Dame
3. Nebraska
4. Florida
5. Wisconsin
6. West Virginia
7. Penn State
8. Texas A&M
9. Arizona
10. Ohio State
12. **Boston College**

1994 CNN/USA Today

1. Nebraska
2. Penn State
3. Colorado
4. Alabama
5. Florida State
6. Miami (FL)
7. Florida
8. Utah
9. Ohio State
10. Brigham Young
22. **Boston College**

2001 ESPN/USA Today

1. Miami (FL)
2. Oregon
3. Florida
4. Tennessee
5. Texas
6. Oklahoma
7. LSU
8. Nebraska
9. Colorado
10. Washington State
21. **Boston College**

2004 ESPN/USA Today

1. Southern Cal
2. Auburn
3. Oklahoma
4. Texas
5. Utah
6. Georgia
7. Louisville
8. Iowa
9. California
10. Virginia Tech
21. **Boston College**

2005 ESPN/USA Today

1. Texas
2. Southern Cal
3. Penn State
4. Ohio State
5. LSU
6. West Virginia
7. Virginia Tech
8. Alabama
9. TCU
10. Georgia
17. **Boston College**

2006 ESPN/USA Today

1. Florida
2. Ohio State
3. LSU
4. Southern Cal
5. Wisconsin
6. Boise State
7. Louisville
8. Auburn
9. Michigan
10. West Virginia
20. **Boston College**

2007 USA Today

1. LSU
2. Southern Cal
3. Georgia
4. Ohio State
5. Missouri
6. West Virginia
7. Kansas
8. Oklahoma
9. Virginia Tech
10. Texas
11. **Boston College**

Final AP Appearances

Decade Final Poll

- | | |
|-------|---|
| 1930s | 1 |
| 1940s | 2 |
| 1980s | 3 |
| 1990s | 3 |
| 2000s | 5 |

Highest Final Appearances

- | | |
|---------------|-------------------|
| AP | 5th in 1940, 1984 |
| UPI | 4th in 1984 |
| CNN/USA Today | 12th in 1993 |

DEFENSIVE RECORDS

TEAM

TOTAL OFFENSE ALLOWED

Game	Team	Yards
52	Holy Cross	1970
71	Houston	1962
75	Northwestern	1992
	Villanova	1957
84	Syracuse	1974

TOTAL OFFENSE ALLOWED

Per game (min. 10 games)	Yards
194.2	1958 10 games
220.7	1965 10 games
233.0	1975 11 games
236.8	1962 10 games
241.3	1971 11 games

TOTAL OFFENSE ALLOWED

Season (min. 10 games)	Yards
1,942	1958 10 games
2,207	1965 10 games
2,368	1962 10 games
2,547	1960 10 games
2,550	1970 10 games

RUSHING YARDS ALLOWED

Game	Team	Yards
-30	Louisville	1991
-19	UMass	197
-12	Buffalo	2006
-11	Pittsburgh	1995
-8	Boston U.	1958
	Temple	1994

RUSHING YARDS ALLOWED

Per game (min. 10 games)	Yards
75.6	2007 14 games
82.8	2010 13 games
90.8	2005 12 games
91.2	2008 14 games
103.2	2009 13 games
106.0	1958 10 games
107.9	2006 13 games

RUSHING YARDS ALLOWED

Season (min. 10 games)	Yards
902	1941 10 games
1,058	2007 14 games
1,060	1958 10 games
1,076	2010 13 games
1,090	2005 12 games
1,197	1994 12 games

PASSING YARDS ALLOWED

Game	Team	Yards
0	UMass/Syracuse	1978
	Villanova	1977
3	Villanova	1976
4	UMass	1987
7	Syracuse	1973
	Villanova	1964

PASSING YARDS ALLOWED

Per game (min. 10 games)	Yards
65.1	1978 11 games
88.2	1958 10 games
89.4	1965 10 games
105.5	1976 11 games
107.9	1961 10 games

PASSING YARDS ALLOWED

Season (min. 10 games)	Yards
716	1978 11 games
882	1958 10 games
894	1965 10 games
1,079	1961 10 games
1,120	1950 10 games

FIRST DOWNS ALLOWED

Game	Team	Yards
4	Villanova	1977
	Richmond	1965
	Houston	1962
5	Northwestern	1992
	Holy Cross	1970
	Holy Cross	1958
	Villanova	1957

FIRST DOWNS ALLOWED

Season (min. 10 games)	Yards
91	1958 10 games
116	1965 10 games
128	1960 10 games
139	1975 11 games
	1962 10 games

INTERCEPTIONS

Game	Team	Yards
6	Bowling Green	2007
	Holy Cross	1983
	VMI	1986
5	Colorado State	2003
	Navy	1990
	Holy Cross	1984
	Holy Cross	1982
	Pittsburgh	1980
	West Virginia	1976
	Navy	1973
	Navy	1971
	Buffalo	1963
	Holy Cross	1962
	Marquette	1957
	Brandeis	1956

INTERCEPTIONS

Season (min. 10 games)	Yards
26	2008 14 games
26	1962 10 games
25	2007 14 games
24	1983 12 games
23	1984 12 games
	1979 11 games

FUMBLES RECOVERED

Game	Team	Yards
7	VMI	1965
6	Wichita	1963
	Marquette	1958
5	Navy	2002
	Army	1986

FUMBLES RECOVERED

Season (min. 10 games)	Yards
24	1958 10 games
23	1979 11 games
22	1976 11 games
	1961 10 games
21	1977 11 games

TOTAL TURNOVERS FORCED

Game	Team	Yards
9	Pittsburgh	1980
	VMI	1965
8	UMass	1977
	UMass	1974
	Villanova	1961

TOTAL TURNOVERS FORCED

Season (min. 10 games)	Yards
46	1979 11 games
45	1962 10 games
42	1983 12 games
	1965 10 games
41	1973 11 games

SACKS

Game	Team	Yards
8	NC State	2005
	Rutgers	2001
	Temple	1994
6	Northwestern	1992
	Penn State	1991

SACKS

Season (min. 10 games)	Yards
47	1994 12 games
43	1986 12 games
40	1999 12 games
38	1993 12 games
35	2008 14 games
	2005 12 games

POINTS ALLOWED

Per game (min. 10 games)	Points
3.6	1939 11 games
4.7	1940 11 games
6.3	1930 10 games
6.5	1929 10 games
7.4	1942 10 games

POINTS ALLOWED

Season (min. 10 games)	Points
39	1929 10 games
40	1939 11 games
52	1940 11 games
63	1930 10 games
65	1929 10 games

INDIVIDUAL

TOTAL TACKLES

Game	Player	Yards
25	Frank Chamberlin	1999
	Syracuse	
	Stephen Boyd	1994
	Virginia Tech	
	Tom McManus	1991
	Rutgers	
24	Nick Clancy	2012
	Northwestern	
23	Luke Kuechly	2011
	Duke	
	Stephen Boyd	1993
	Virginia Tech	
22	Stephen Boyd	1993
	Syracuse	
	Tom McManus	1992
	Syracuse	
21	Luke Kuechly	2010
	Duke	
	Tom McManus	1992
	Rutgers	
20	Luke Kuechly	2011
	Florida State	
	Luke Kuechly	2010
	NC State	
	Tom McManus	1991
	Army	
	Nick Clancy	2012
	Virginia Tech	

TOTAL TACKLES

Season	Player	Yards
191	Luke Kuechly	2011
183	Luke Kuechly	2010
165	Tom McManus	1991
161	Stephen Boyd	1993
159	Tom McManus	1992
158	Luke Kuechly	2009
156	Bill Romanowski	1987
151	Mike Saylor	1988
145	Nick Clancy	2012
143	Ed Duran	1988
138	Matt Kelley	1990
133	Stephen Boyd	1992
131	Matt Kelley	1989
130	Pedro Cirino	1997
	Stephen Boyd	1994

TOTAL TACKLES

Career	Player	Yards
532	Luke Kuechly	2009-11
524	Stephen Boyd	1991-94
432	Matt Kelley	1987-90
429	Ed Duran	1986-89
427	Tom McManus	1989-92
381	Josh Ott	2000-03
365	Bill Romanowski	1985-87
360	Kevin Pierre-Louis	2010-13
	Kevin Pearson	1987-90
341	Luke Kuechly	2009-13
332	Pedro Cirino	1996-99
313	Ivan Caesar	1987-90
312	Jamie Silva	2004-07

SACKS

Game	Player	Yards
3.5	Mathias Kiwanuka	2005
	NC State	
	Mike Mamula	1994
	Temple	
3	B.J. Raji	2008
	NC State	
	Mathias Kiwanuka	2005
	Ball State	
	Mathias Kiwanuka	2003
	Notre Dame	
	Mike Mamula	1994
	Syracuse	

SACKS

Season	Player	Yards
13	Erik Storz	1997
	Mike Mamula	1994
11.5	Mathias Kiwanuka	2004
	Mathias Kiwanuka	2003
	Chris Hovan	1999
	Mike Mamula	1993
9.5	Kasim Edebali	2013
	Mathias Kiwanuka	2005
	Eric Lindstrom	1986
9	Stalin Colinet	1996

SACKS

Career	Player	Yards
37.5	Mathias Kiwanuka	2002-05
24	Mike Mamula	1992-94
20.5	Chris Hovan	1996-99
19	Erick Storz	1994-97
18.5	Sean Guthrie	1998-01
17	Stephen Boyd	1991-94
	Jason Pohopek	1989-92
15	Mike Willetts	1996-99
14.5	Nick Larkin	2004-07
	Eric Lindstrom	1984-88

TACKLES FOR LOSS

Season	Player	Yards
25.5	Mathias Kiwanuka	2004
20	Chris Hovan	1999
18	Stalin Colinet	1996
16.5	Tim Bulman	2004
16	B.J. Raji	2008
	Mathias Kiwanuka	2003
15	Kasim Edebali	2013
	Luke Kuechly	2011
14	Max Holloway	2010
	Nick Gianacacos	1995
13	Luke Kuechly	2009
	Mark Herzlich	2008
	Chris Hovan	1998
	Erik Storz	1997
	Tim Morabito	1994
	Ivan Caesar	1989

TACKLES FOR LOSS

Career	Player	Yards
65.5	Mathias Kiwanuka	2002-05
44	Luke Kuechly	2009-11
43	Chris Hovan	1996-99
38	Tim Bulman	2001-04
33	Tim Morabito	1992-96
32.5	B.J. Raji	2004-08
31	Stalin Colinet	1993-96
	Chris Sullivan	1992-95
30.5	Mark Herzlich	2006-10
29.5	Doug Goodwin	2000-03

RECORDS VS. RANKED TEAMS

DATE	OPP. RNK	OPP.	SCORE	DATE	OPP. RNK	OPP.	SCORE
Oct. 29, 1948	13	Clemson	19-26 L	Nov. 26, 1993	5	West Va.	14-17 L
Sept. 30, 1950	6	Oklahoma	0-28 L	Sept. 3, 1994	5	Michigan	26-34 L
Nov. 11, 1950	13	Clemson	14-35 L	Sept. 17, 1994	18	Va. Tech	7-12 L
Dec. 1, 1951	16	Holy Cross	19-14 W	Oct. 8, 1994	8	Notre Dame	30-11 W
Oct. 17, 1952	15	Villanova	7-28 L	Nov. 12, 1994	14	Syracuse	31-0 W
Oct. 3, 1953	3	LSU	6-42 L	Nov. 26, 1994	5	Miami	7-23 L
Oct. 5, 1956	13	Miami	6-27 L	Dec. 25, 1994	11	Kansas St.	12-7 W
Sept. 21, 1957	12	Navy	6-46 L	Aug. 27, 1995	12	Ohio St.	6-38 L
Sept. 26, 1959	7	Army	8-44 L	Sept. 7, 1995	20	Va. Tech	20-14 W
Sept. 19, 1964	9	Syracuse	21-14 W	Sept. 16, 1995	11	Michigan St.	21-25 L
Oct. 26, 1968	4	Penn St.	0-29 L	Oct. 28, 1995	12	Notre Dame	10-20 L
Nov. 1, 1969	5	Penn St.	16-38 L	Nov. 18, 1995	22	Syracuse	29-58 L
Oct. 24, 1970	7	Air Force	10-35 L	Sept. 14, 1996	19	Va. Tech	7-45 L
Oct. 14, 1972	16	Air Force	9-13 L	Sept. 21, 1996	8	Michigan	14-20 L
Oct. 12, 1973	6	Miami	10-15 L	Nov. 9, 1996	17	Notre Dame	21-48 L
Sept. 14, 1974	10	Texas	9-42 L	Nov. 23, 1996	25	Miami	26-43 L
Sept. 15, 1975	9	Notre Dame	3-17 L	Oct. 11, 1997	23	Va. Tech	7-17 L
Sept. 11, 1976	7	Texas	14-13 W	Nov. 8, 1997	22	Syracuse	13-20 L
Oct. 1, 1977	16	Pittsburgh	7-45 L	Oct. 8, 1998	17	Va. Tech	0-17 L
Sept. 23, 1978	9	Texas A&M	2-37 L	Oct. 17, 1998	23	Syracuse	25-42 L
Oct. 7, 1978	9	Pittsburgh	15-32 L	Oct. 31, 1998	25	Miami	17-35 L
Sept. 13, 1980	3	Pittsburgh	6-14 L	Nov. 7, 1998	13	Notre Dame	26-31 L
Sept. 20, 1980	11	Stanford	30-13 W	Nov. 26, 1999	2	Va. Tech	14-48 L
Oct. 18, 1980	7	Florida St.	7-41 L	Sept. 30, 2000	4	Va. Tech	34-48 L
Sept. 26, 1981	9	North Carolina	14-56 L	Nov. 11, 2000	11	Notre Dame	16-28 L
Oct. 10, 1981	2	Penn St.	7-38 L	Nov. 25, 2000	2	Miami	6-52 L
Oct. 31, 1981	2	Pittsburgh	24-29 L	Oct. 20, 2001	6	Va. Tech	20-34 L
Sept. 18, 1982	16	Clemson	17-17 T	Nov. 10, 2001	1	Miami	7-18 L
Oct. 30, 1982	8	Penn St.	17-52 L	Nov. 24, 2001	22	Syracuse	28-39 L
Sept. 24, 1983	19	West Va.	17-27 L	Sept. 21, 2002	1	Miami	6-38 L
Sept. 8, 1984	9	Alabama	38-31 W	Oct. 10, 2002	4	Va. Tech	23-28 L
Nov. 23, 1984	12	Miami	47-45 W	Nov. 2, 2002	4	Notre Dame	14-7 W
Aug. 29, 1985	10	BYU	14-28 L	Sept. 6, 2003	25	Penn St.	27-14 W
Sept. 14, 1985	17	Maryland	13-31 L	Sept. 20, 2003	2	Miami	14-33 L
Nov. 2, 1985	3	Penn St.	12-16 L	Nov. 1, 2003	23	Pittsburgh	13-24 L
Dec. 23, 1986	17	Georgia	27-24 W	Nov. 22, 2003	12	Va. Tech	34-27 W
Sept. 26, 1987	15	Penn St.	17-27 L	Oct. 23, 2004	24	Notre Dame	24-23 W
Oct. 31, 1987	13	Tennessee	20-18 W	Nov. 13, 2004	10	West Va.	36-17 W
Nov. 7, 1987	9	Notre Dame	25-32 L	Sept. 24, 2005	8	Florida St.	17-28 L
Nov. 14, 1987	6	Syracuse	17-45 L	Oct. 27, 2005	3	Va. Tech	10-30 L
Sept. 1, 1988	8	Southern Cal	7-34 L	Sept. 9, 2006	18	Clemson	34-33 W (20T)
Oct. 22, 1988	6	West Va.	19-59 L	Oct. 12, 2006	22	Va. Tech	22-3 W
Nov. 12, 1988	15	Syracuse	20-45 L	Nov. 4, 2006	22	Wake Forest	14-21 L
Sept. 9, 1989	23	Pittsburgh	10-29 L	Nov. 18, 2006	21	Maryland	38-16 W
Oct. 28, 1989	15	West Va.	30-44 L	Sept. 15, 2007	15	Ga. Tech	24-10 W
Sept. 8, 1990	17	Pittsburgh	6-29 L	Oct. 25, 2007	8	Va. Tech	14-10 W
Sept. 15, 1990	17	Ohio St.	10-31 L	Nov. 17, 2007	15	Clemson	20-17 W
Nov. 10, 1990	20	Louisville	10-17 L	Dec. 1, 2007	6	Va. Tech	16-30 L
Sept. 7, 1991	2	Michigan	13-35 L	Oct. 18, 2008	17	Va. Tech	28-23 W
Sept. 14, 1991	17	Ga. Tech	14-30 L	Nov. 15, 2008	20	Florida St.	27-17 W
Sept. 28, 1991	10	Penn St.	21-28 L	Oct. 10, 2009	5	Va. Tech	14-48 L
Nov. 16, 1991	17	Syracuse	16-38 L	Nov. 21, 2009	25	North Carolina	13-31 L
Nov. 23, 1991	1	Miami	14-19 L	Oct. 16, 2010	16	Florida St.	19-24 L
Oct. 17, 1992	9	Penn St.	35-32 W	Jan. 9, 2011	15	Nevada	13-20 L
Nov. 7, 1991	8	Notre Dame	7-54 L	Oct. 8, 2011	8	Clemson	19-27 L
Jan. 1, 1992	17	Tennessee	23-28 L	Oct. 22, 2011	11	Va. Tech	14-30 L
Sept. 4, 1993	5	Miami	7-52 L	Nov. 19, 2011	24	Notre Dame	14-16 L
Oct. 2, 1993	13	Syracuse	33-29 W	Sept. 29, 2012	17	Clemson	31-45 L
Nov. 6, 1993	25	Va. Tech	48-34 W	Oct. 13, 2012	11	Florida St.	7-51 L
Nov. 20, 1993	1	Notre Dame	41-39 W	Nov. 10, 2012	10	Notre Dame	6-21 L

RECORDS AS A RANKED TEAM

DATE	BC RNK	OPP.	SCORE	DATE	BC RNK	OPP.	SCORE
Jan. 1, 1940	11	Clemson (12)	3-6 L	Sept. 18, 1993	22	Northwestern	21-22 L
Oct. 19, 1940	8	Idaho	60-0 W	Nov. 13, 1993	22	Pittsburgh	33-0 W
Oct. 26, 1940	10	St. Anselm	55-0 W	Nov. 20, 1993	17	Notre Dame (1)	41-39 W
Nov. 2, 1940	9	Manhattan	25-0 W	Nov. 26, 1993	11	West Va. (5)	14-17 L
Nov. 9, 1940	8	Boston U.	21-0 W	Jan. 1, 1994	15	Virginia	31-13 W
Nov. 16, 1940	8	Georgetown	19-18 W	Oct. 15, 1994	24	Temple	45-28 W
Nov. 23, 1940	4	Auburn	33-7 W	Oct. 22, 1994	22	Rutgers	7-7 T
Nov. 30, 1940	4	Holy Cross	7-0 W	Nov. 12, 1994	25	Syracuse (14)	31-0 W
Jan. 1, 1941	5	Tennessee	19-13 W	Nov. 19, 1994	17	West Va.	20-21 L
Nov. 15, 1941	18	Tennessee	7-14 L	Nov. 26, 1994	25	Miami (5)	7-23 L
Oct. 17, 1942	11	N.C. Naval Flyers	7-6 W	Aug. 27, 1995	22	Ohio St. (12)	6-38 L
Oct. 25, 1942	10	Wake Forest	27-0 W	Nov. 20, 1999	25	Notre Dame	31-29 W
Oct. 31, 1942	7	Georgetown	47-0 W	Nov. 26, 1999	22	Va. Tech (2)	14-38 L
Nov. 7, 1942	5	Temple	28-0 W	Dec. 31, 1999	25	Colorado	28-62 L
Nov. 14, 1942	3	Fordham	56-6 W	Nov. 24, 2001	25	Syracuse (22)	28-39 L
Nov. 21, 1942	3	Boston U.	37-0 W	Nov. 13, 2004	21	West Va. (10)	36-17 W
Nov. 28, 1942	1	Holy Cross	12-55 L	Nov. 20, 2004	17	Temple	34-17 W
Jan. 1, 1943	8	Alabama (10)	21-37 L	Nov. 27, 2004	17	Syracuse	17-43 L
Nov. 30, 1946	17	Holy Cross	6-13 L	Sept. 3, 2005	22	BYU	20-3 W
Oct. 21, 1955	17	Marquette	13-13 T	Sept. 10, 2005	18	Army	44-7 W
Sept. 25, 1976	18	Tulane	27-3 W	Sept. 17, 2005	17	Florida St. (8)	17-28 L
Oct. 2, 1976	14	Navy	17-13 W	Sept. 24, 2005	25	Clemson	16-13 W (OT)
Oct. 9, 1976	13	Florida St.	9-28 L	Oct. 1, 2005	21	Ball St.	38-0 W
Oct. 2, 1982	18	Temple	17-7 W	Oct. 8, 2005	18	Virginia	28-17 W
Oct. 9, 1982	19	West Va.	13-20 L	Oct. 15, 2005	14	Wake Forest	35-30 W
Sept. 24, 1983	12	West Va. (19)	17-27 L	Oct. 27, 2005	13	Va. Tech (3)	10-30 L
Oct. 29, 1983	19	Penn St.	27-17 W	Nov. 5, 2005	19	North Carolina	14-16 L
Nov. 5, 1983	16	Army	34-14 W	Nov. 12, 2005	25	NC State	30-10 W
Nov. 12, 1983	13	Syracuse	10-21 L	Nov. 19, 2005	23	Maryland	31-16 W
Nov. 19, 1983	18	Holy Cross	47-7 W	Dec. 28, 2005	19	Boise St.	27-21 W
Nov. 25, 1983	15	Alabama	20-13 W	Sept. 16, 2006	23	BYU	30-23 W (2OT)
Dec. 19, 1983	13	Notre Dame	18-19 L	Sept. 23, 2006	20	NC State	15-17 L
Sept. 1, 1984	19	Western Caro.	44-24 W	Oct. 21, 2006	22	Florida St.	24-19 W
Sept. 8, 1984	18	Alabama (9)	38-31 W	Oct. 28, 2006	18	Buffalo	41-0 W
Sept. 22, 1984	10	North Carolina	52-20 W	Nov. 4, 2006	16	Wake Forest (22)	14-21 L
Oct. 13, 1984	4	Temple	24-10 W	Nov. 11, 2006	22	Duke	28-7 W
Oct. 20, 1984	4	West Va. (20)	20-21 L	Nov. 18, 2006	20	Maryland (21)	38-16 W
Oct. 27, 1984	11	Rutgers	35-23 W	Nov. 23, 2006	18	Miami	14-17 L
Nov. 3, 1984	9	Penn St.	30-37 L	Dec. 30, 2006	23	Navy	25-24 W
Nov. 10, 1984	16	Army	45-31 W	Sept. 15, 2007	21	Ga. Tech (15)	24-10 W
Nov. 17, 1984	13	Syracuse	24-16 W	Sept. 22, 2007	14	Army	37-17 W
Nov. 23, 1984	10	Miami (12)	47-45 W	Sept. 29, 2007	12	UMass	24-14 W
Nov. 30, 1984	8	Holy Cross	45-10 W	Oct. 6, 2007	7	Bowling Green	55-24 W
Jan. 1, 1985	8	Houston	45-28 W	Oct. 13, 2007	4	Notre Dame	27-14 W
Sept. 26, 1992	25	Michigan St.	14-0 W	Oct. 25, 2007	3	Va. Tech (11)	14-10 W
Oct. 3, 1992	22	West Va.	24-24 W	Nov. 3, 2007	2	Florida St.	17-27 L
Oct. 17, 1992	20	Penn St. (9)	35-32 W	Nov. 10, 2007	8	Maryland	35-42 L
Oct. 24, 1992	11	Tulane	17-13 W	Nov. 17, 2007	18	Clemson (15)	20-17 W
Oct. 31, 1992	11	Temple	45-6 W	Nov. 24, 2007	15	Miami	28-14 W
Nov. 7, 1992	9	Notre Dame (8)	7-54 L	Dec. 1, 2007	12	Va. Tech (6)	16-30 L
Nov. 14, 1992	10	Syracuse	10-27 L	Dec. 28, 2007	14	Michigan St.	24-21 W
Nov. 21, 1992	19	Army	41-24 W	Oct. 25, 2008	23	North Carolina	24-45 L
Jan. 1, 1993	16	Tennessee (17)	23-28 L	Nov. 29, 2008	20	Maryland	28-21 W
Sept. 4, 1993	21	Miami (5)	7-23 L	Dec. 6, 2008	18	Virginia Tech	12-30 L

BC TEAM RECORDS

FIRST DOWNS

TOTAL FIRST DOWNS

Game	Team	Year
34	Army	2007
32	Navy	1998
	Penn State	1992
	Holy Cross	1986
	Holy Cross	1983

Season	Games
327	2007 14 games
287	1993 11 games
276	2003 13 games
271	1996 12 games
267	2002 13 games
259	1983 11 games
258	1984 11 games
255	2008 14 games
	2005 12 games

RUSHING FIRST DOWNS

Game	Team	Year
25	UMass	1973
	Holy Cross	1972
24	Northwestern	1992
	Richmond	1951

Season	Games
174	1974 11 games
150	1975 11 games
143	1973 11 games
140	2005 12 games

PASSING FIRST DOWNS

Game	Team	Year
23	Maryland	2007
	Syracuse	1985
22	Penn State	1982
21	Wake Forest	2007
	Army	1968

Season	Games
211	2007 14 games
153	1993 11 games
149	2012 12 games
146	1985 12 games
142	2002 13 games
135	1984 11 games
129	1983 11 games
	1996 11 games

FIRST DOWNS BY PENALTY

Game	Team	Year
5	UMass	2007
	West Virginia	2003
	Miami (FL)	2003
4	Ball State	2003
	Michigan	1995
	Miami (FL)	1991
	Southern Cal	1988
	Morgan State	1983

Season	Games
24	1996 12 games
23	2007 14 games
	2003 13 games
	2012 12 games
	1988 11 games
20	2008 14 games
	1995 12 games
	2004 12 games
19	1983 12 games
	1985 12 games

PENALTIES

TOTAL PENALTIES

Game	Team	Year
17	Tennessee	1988
15	Penn State	1986

Season	Games
105	2003 13 games
94	2007 14 games
87	1990 11 games
	2002 13 games
	2004 12 games
85	1985 12 games

YARDS PENALIZED

Game	Team	Year
165	Tennessee	1988
148	Detroit	1952

Season	Games
837	2003 13 games
835	2007 14 games
761	1981 11 games

SCORING

Game	Team	Year
78	St. Anselm	1941
76	Holy Cross	1949
72	New York U.	1946

Season	Games
404	1984 11 games
396	2007 14 games
377	1993 11 games
375	1974 11 games

RUSHING YARDAGE

Game	Team	Year
518	UMass	1973
477	St. Anselm	1941

Season	Games
3,152	1942 9 games
3,001	1974 11 games

PASSING YARDAGE

Game	Team	Year
595	Penn State	1982
472	Miami (FL)	1984
453	Syracuse	1985
448	Virginia Tech	1993
447	Penn State	1984
435	Georgia Tech	2007
428	NC State	2008
423	Syracuse	1993
421	Maryland	2007
418	West Virginia	1983
415	Florida State	2007
414	Navy	2000
408	Wake Forest	2007
401	Maryland	1986

Season	Games
4,535	2007 14 games
3,473	1984 11 games
3,420	1993 11 games
3,230	1985 12 games
3,112	2012 12 games
3,010	2002 13 games
2,944	2004 12 games
2,942	1983 12 games
	1982 11 games

PASS ATTEMPTS

Game	Team	Year
57	Syracuse	1985
	Army	1968
56	Maryland	2007
55	West Virginia	2003
	Louisville	1990
54	Penn State	1982
53	Army	2007
	Florida State	2007
	Virginia Tech	2007
	Penn State	1984
	Pittsburgh	2004
52	Wake Forest	2007
51	Miami (FL)	2012
	NC State	2008
	West Virginia	1983
50	West Virginia	2002
	Wake Forest	2005

Season	Games
659	2007 14 games
455	1985 12 games
448	2008 14 games
444	1996 12 games
426	2004 12 games
416	2005 12 games
414	2002 13 games
411	1995 12 games
397	2003 13 games
396	1990 11 games
392	1984 11 games

PASS COMPLETIONS

Game	Team	Year
37	Army	1968
36	Army	2007
34	NC State	2008
	Syracuse	1985
	Miami (FL)	1984
33	Maryland	2007
32	Miami (FL)	2012
	Notre Dame	2007
	Wake Forest	2007
	Pittsburgh	2004
31	Clemson	2007
	Penn State	1982
	Army	1997

Season	Games
390	2007 14 games
260	2005 12 games
256	2012 12 games
	2004 12 games
249	1985 12 games
243	2002 13 games
236	1984 11 games
233	2008 14 games
224	2003 13 games
	1993 11 games
222	1996 12 games
218	1995 12 games
212	1999 11 games
210	1997 11 games

TOTAL OFFENSE

YARDAGE

Game	Team	Year
656	Penn State	1982
648	Temple	2003
643	New York U.	1946
637	VMI	1970
628	St. Anselm	1941

Season	Games
5,924	2007 14 games
5,570	1993 11 games
5,317	1984 11 games
5,255	2003 13 games
5,074	2002 13 games
4,949	1983 11 games
4,822	1992 11 games
4,653	2005 12 games
4,630	1982 11 games
4,625	2004 12 games

TURNOVERS

FUMBLES LOST

Game	Team	Year
8	Holy Cross	1957
	Detroit	1956

Season	Games
28	1954 9 games

INTERCEPTIONS

Game	Team	Year
8	Fordham	1929

Season	Games
35	1939 10 games

OPPONENT TEAM RECORDS

FIRST DOWNS

TOTAL FIRST DOWNS

Game	Team	Year	Games
34	Northwestern	2012	12
32	Army	1985	12
	Miami (FL)	1984	12
Season			
282	2012	12	games
260	2007	14	games
253	1995	12	games
250	2003	13	games
238	2002	13	games
237	1986	11	games
233	1988	11	games

RUSHING FIRST DOWNS

Game	Team	Year	Games
32	Army	1985	12
27	Army	2012	12
25	Air Force	1963	11
22	Army	1990	11
	Penn State	1969	11
Season			
143	2012	12	games
138	1988	11	games
133	1987	11	games
132	1981	11	games

PASSING FIRST DOWNS

Game	Team	Year	Games
21	Brigham Young	1985	12
Season			
166	2007	14	games
143	2012	12	games
129	2005	12	games
122	2004	12	games
119	1998	11	games
113	2008	14	games
105	1995	12	games
101	1986	11	games

FIRST DOWNS BY PENALTY

Game	Team	Year	Games
5	Connecticut	2000	12
	Temple	1982	12
	VMI	1969	12
Season			
23	1995	12	games
22	2005	12	games
	1981	11	games

PENALTIES

TOTAL PENALTIES

Game	Team	Year	Games
18	Miami (FL)	1991	12
17	UMass	2007	14
16	Morgan State	1983	12
15	Penn State	1986	12
Season			
102	2002	13	games
101	2007	14	games
92	1996	12	games
85	1991	11	games
84	1985	12	games
81	2003	13	games
78	2005	12	games
	2000	11	games
77	1990	11	games

PENALTY YARDAGE

Game	Team	Year	Games
162	Morgan State	1983	12
Season			
787	1950	10	games
758	2007	14	games
755	1991	11	games

SCORING

Game	Team	Year	Games
62	Colorado	1999	12
59	West Virginia	1988	12
58	Syracuse	1995	13
	Army	1986	11
	North Carolina	1981	11
Season			
364	1996	12	games
356	2012	12	games
331	2003	13	games
326	1988	11	games
322	1995	12	games
314	1997	11	games

RUSHING

YARDAGE

Game	Team	Year	Games
516	Army	2012	10
515	Army	1985	12
478	Northwestern	1961	12
Season			
2,952	1950	10	games
2,584	2012	12	games
2,553	2002	13	games
2,507	1988	11	games

PASSING

YARDAGE

Game	Team	Year	Games
508	Brigham Young	1985	12
448	Florida State	2012	12
447	Miami (FL)	1984	12
401	Bowling Green	2007	14
380	UMass	1973	13
375	Louisville	1998	15
374	Rutgers	1983	11
373	Penn State	1992	11
Season			
3,524	2007	14	games
2,984	2003	13	games
2,918	2012	12	games
2,650	2005	12	games
2,576	1998	11	games
2,477	2008	14	games
2,448	2004	12	games
2,346	1985	12	games
2,274	1995	12	games
2,237	2002	13	games
2,139	1991	11	games
2,138	1997	11	games
2,104	1984	11	games
1,970	1990	11	games
1,966	1986	11	games

PASSING

ATTEMPTS

Game	Team	Year	Games
60	Wake Forest	2007	12
	Brigham Young	2005	12
	Bowling Green	2007	12
58	Wake Forest	2012	12
57	Maryland	2008	12
	Rutgers	1983	11
56	Villanova	1970	11
55	Connecticut	2003	11
	Duke	2011	11
54	Brigham Young	1985	11
	NC State	2007	11
52	Virginia Tech (ACC Champ.)	2007	11
	Holy Cross	1985	11
51	Rutgers	1984	11
50	UMass	1971	11
Season			
565	2007	14	games
442	2003	13	games
435	2008	14	games

429	2012	12	games
426	2005	12	games
396	2004	12	games
373	2002	13	games
349	1985	12	games
325	1986	11	games
317	1991	11	games

PASS

COMPLETION

Game	Team	Year	Games
45	Wake Forest	2007	12
43	Duke	2011	12
41	Brigham Young	2005	12
39	Wake Forest	2012	12
37	Bowling Green	2007	12
35	Brigham Young	1985	12
33	Maryland	2008	12
	Rutgers	1983	12
32	Louisville	1998	12
30	Florida State	2007	12
29	NC State	2007	12
	Rutgers	2004	12
	Villanova	1970	12
Season			
330	2007	14	games
268	2012	12	games
260	2005	12	games
255	2003	13	games
244	2008	14	games
231	2004	12	games
201	2002	13	games
183	1985	12	games
172	1998	11	games
169	1979	11	games
167	1991	11	games
163	1995	12	games
157	1993	11	games
156	1984	11	games
155	1982	11	games
154	2001	11	games
152	1986	11	games

TOTAL OFFENSE

YARDAGE

Game	Team	Year	Games
655	Miami (FL)	1984	12
649	Florida State	2012	12
625	Miami (FL)	1997	12
618	Penn State	1982	12
602	Ohio State	1989	12
589	Mississippi	1950	12
Season			
5,502	2012	12	games
4,657	2003	13	games
4,612	1995	12	games
4,582	2007	14	games
4,456	1988	11	games
4,403	2002	13	games
4,378	1998	11	games
4,346	1985	12	games

TURNOVERS

FUMBLES LOST

Game	Team	Year	Games
7	VMI	1965	9
Season			
25	1954	9	games

INTERCEPTIONS

Game	Team	Year	Games
8	Merchant Marine	1945	12
Season			
28	1985	12	games
27	1950	10	games

ALL-TIME YEAR-BY-YEAR RECORDS

Year	GP	W	L	T	PF	PA	Shutouts		Coach	Captain(s)
							BC	Opp.		
1893	6	3	3	0	24	34	1	3	Joseph Drum	Bernie Waters
1894	7	1	6	0	20	110	1	5	William Nagle	Maurice Flynn
1895	8	2	4	2	36	106	3	4	Joseph Lawless	John Brewin
1896	8	5	3	0	56	64	2	2	Frank Carney	Joe Walsh
1897	7	4	3	0	58	40	2	0	John Dunlop	Arthur White
1898	8	2	5	1	21	41	3	5	John Dunlop	Bill Koen
1899	10	8	1	1	85	18	9	2	John Dunlop	John Kelly, Charles Kiley
1901	9	1	8	0	17	130	1	8	John Dunlop	Joe Kenney
1902	8	0	7	1	11	134	1	6	Arthur White	Pat Sullivan
1908	8	2	4	2	30	54	4	5	Joe Reilly/Joe Kenney	George Pearce
1909	8	3	4	1	71	42	3	3	Charles McCarthy	George Pearce
1910	6	0	4	2	16	73	1	3	Jim Hart	Ed Hartigan
1911	7	0	7	0	8	96	0	5	Joseph Courtney	John Hartigan, Daniel Hurd
1912	7	2	4	1	33	157	2	3	William Joy	John Hartigan
1913	8	4	3	1	166	73	3	2	William Joy	Leo Daley
1914	9	5	4	0	119	80	3	2	Stephen Mahoney	James Linehan
1915	7	3	4	0	45	69	2	4	Stephen Mahoney	Jim Duffy
1916	8	6	2	0	167	66	4	1	Charles Brickley	Maurice Dullea
1917	8	6	2	0	208	33	4	0	Charles Brickley	Charlie Fitzgerald
1918	7	5	2	0	142	35	4	0	Frank Morrissey	Frank Morrissey
1919	8	5	3	0	78	62	2	2	Frank Cavanaugh	James Fitzpatrick
1920	8	8	0	0	161	16	6	0	Frank Cavanaugh	Luke Urban
1921	8	4	3	1	85	90	4	3	Frank Cavanaugh	Tony Comerford
1922	9	6	2	1	133	58	2	2	Frank Cavanaugh	Bill Kelleher
1923	9	7	1	1	167	14	7	1	Frank Cavanaugh	Chuck Darling
1924	9	6	3	0	198	74	2	1	Frank Cavanaugh	Joe Kozlowski
1925	8	6	2	0	155	53	2	1	Frank Cavanaugh	John Donahue
1926	8	6	0	2	222	34	5	1	Frank Cavanaugh	Joe McKenney
1927	8	4	4	0	101	105	3	2	D. Leo Daley	Tom O'Brien
1928	9	9	0	0	263	39	4	0	Joe McKenney	Warren McGuirk
1929	10	7	2	1	202	65	3	0	Joe McKenney	Pat Creedon
1930	10	5	5	0	167	63	2	4	Joe McKenney	John Dixon
1931	10	6	4	0	115	74	2	2	Joe McKenney	Joe Kelley
1932	8	4	2	2	73	59	5	2	Joe McKenney	Philip Couhig
1933	9	8	1	0	169	50	6	0	Joe McKenney	Frank Maloney
1934	9	5	4	0	64	72	4	2	Joe McKenney	Dave Couhig
1935	9	6	3	0	146	77	1	1	McNamara/Downes	Joe O'Brien
1936	9	6	1	2	109	55	3	2	Gil Dobie	Alex Pszeny
1937	9	4	4	1	109	68	3	3	Gil Dobie	Tony DiNatale
1938	9	6	1	2	186	87	4	1	Gil Dobie	Bill Flynn
1939	11	9	2	0	219	46	5	0	Frank Leahy	Ernie Schwotzer
1940	11	11	0	0	339	65	6	0	Frank Leahy	Henry Toczylowski
1941	10	7	3	0	235	106	2	0	Denny Myers	Al Morro
1942	10	8	2	0	282	111	5	0	Denny Myers	Mike Holovak, Fred Naumetz
1943	5	4	0	1	156	18	2	0	Moody Sarno	Ed Doherty
1944	7	4	3	0	132	134	1	2	Moody Sarno	Pete Baleyko, George Donelan
1945	7	3	4	0	79	171	3	2	Moody Sarno	George Donelan
1946	9	6	3	0	234	123	0	0	Denny Myers	Game Captains
1947	9	5	4	0	184	134	1	0	Denny Myers	Angie Nicketakis
1948	9	5	2	2	152	134	0	0	Denny Myers	John Furey
1949	9	3	5	1	209	187	1	1	Denny Myers	Art Spinney
1950	10	0	9	1	78	270	0	2	Denny Myers	Phil Cohen
1951	9	3	6	0	135	198	0	0	Mike Holovak	Mike Roarke
1952	9	4	4	1	92	129	0	2	Mike Holovak	John Toppa
1953	9	5	3	1	137	139	1	1	Mike Holovak	Joe Johnson
1954	9	8	1	0	196	74	1	0	Mike Holovak	Joe Mattaliano
1955	8	5	2	1	176	79	2	0	Mike Holovak	John Miller
1956	9	5	4	0	149	91	3	1	Mike Holovak	Henry Sullivan
1957	9	7	2	0	158	129	0	1	Mike Holovak	Tom Joe Sullivan
1958	10	7	3	0	229	127	2	0	Mike Holovak	George Larkin
1959	9	5	4	0	162	143	2	0	Mike Holovak	Frank Casey
1960	10	3	6	1	144	148	0	0	Ernie Hefferle	Terry Glynn
1961	10	4	6	0	117	189	1	2	Ernie Hefferle	Joe Sikorski
1962	10	8	2	0	251	123	3	1	Jim Miller	Art Graham
1963	9	6	3	0	168	130	2	1	Jim Miller	Joe Lukis
1964	9	6	3	0	112	110	1	0	Jim Miller	Bill Cronin
1965	10	6	4	0	209	117	2	2	Jim Miller	Charlie Smith
1966	10	4	6	0	133	202	1	2	Jim Miller	Ed Lipson
1967	10	4	6	0	227	212	2	0	Jim Miller	Joe DiVito
1968	9	6	3	0	253	196	0	1	Joe Yukica	Gary Andrachik
1969	9	5	4	0	218	245	1	0	Joe Yukica	Jim McCool
1970	10	8	2	0	307	142	1	0	Joe Yukica	Joe Coppola, Frank Harris, Fred Willis
1971	11	9	2	0	259	117	2	0	Joe Yukica	Kevin Clemente, Ray Rippman
1972	11	4	7	0	240	258	1	1	Joe Yukica	Dave Buccini, Dave Ellison

ALL-TIME YEAR-BY-YEAR RECORDS

Year	GP	W	L	T	PF	PA	Shutouts		Coach	Captain(s)
							BC	Opp.		
1973	11	7	4	0	311	174	1	0	Joe Yukica	Jim Combs, Tom Condon, Gary Marangi
1974	11	8	3	0	375	154	2	0	Joe Yukica	Brian Clemente, Mike Esposito, Ken Ladd, Alex MacLellan
1975	9	5	4	0	227	146	1	0	Joe Yukica	Mike Kruczek
1976	11	8	3	0	239	125	1	0	Joe Yukica	Peter Cronan
1977	11	6	5	0	242	269	1	1	Joe Yukica	Kelly Elias, Bob Moore, Rich Scudellari
1978	11	0	11	0	153	294	0	1	Ed Chlebek	Paul McCarty, John Schmeding, Fred Smerlas
1979	11	5	6	0	215	217	0	0	Ed Chlebek	Jeff Dziama, Jack Kent, John Schmeding
1980	11	7	4	0	199	186	1	1	Ed Chlebek	Mike Mayock, Tim Sherwin
1981	11	5	6	0	243	298	0	0	Jack Bicknell	Jim Budness, Rich Dyer
1982	12	8	3	1	268	186	1	0	Jack Bicknell	Jack Belcher, Russell Joyner
1983	12	9	3	0	351	205	0	0	Jack Bicknell	Bob Biestek, Brian Brennan, Steve DeOssie
1984	12	10	2	0	404	258	0	0	Jack Bicknell	Scott Harrington, Mark MacDonald, David Thomas
1985	12	4	8	0	222	307	0	0	Jack Bicknell	Shawn Regent, Mike Ruth, Troy Stradford
1986	12	9	3	0	311	209	0	0	Jack Bicknell	John Bosa, Kelvin Martin, Troy Stradford, Steve Trapilo
1987	11	5	6	0	244	281	0	0	Jack Bicknell	Peter Casparriello, Dave Nugent, Jim Turner
1988	11	3	8	0	237	326	0	0	Jack Bicknell	Mark Murphy, Joe Wolf
1989	11	2	9	0	207	253	0	0	Jack Bicknell	Mark Kamphaus, Rico Labbe
1990	11	4	7	0	190	288	0	0	Jack Bicknell	Ray Hilvert, Kevin Pearson, Mike Sanders
1991	11	4	7	0	247	246	0	0	Tom Coughlin	Game Captains
1992	12	8	3	1	307	200	3	0	Tom Coughlin	Game Captains
1993	12	9	3	0	408	240	1	0	Tom Coughlin	Game Captains
1994	12	7	4	1	259	162	1	0	Dan Henning	Stephen Boyd, Pete Mitchell, Michael Reed, Eric Shorter
1995	12	4	8	0	207	322	1	0	Dan Henning	Pete Kendall, Tim Morabito
1996	12	5	7	0	264	364	0	0	Dan Henning	Stalin Colinet, Mark Nori, Daryl Porter, Omari Walker
1997	11	4	7	0	237	314	0	0	Tom O'Brien	Matt Hasselbeck, Erik Storz, Shalom Tolefree
1998	11	4	7	0	273	311	0	0	Tom O'Brien	Doug Brzezinski, Brian Maye
1999	12	8	4	0	297	308	0	0	Tom O'Brien	Butch Palaza, Pedro Cirino, Chris Hovan
2000	12	7	5	0	258	234	0	0	Tom O'Brien	Tim Hasselbeck, RaMon Johnson, Paul Zukauskas
2001	12	8	4	0	317	211	0	0	Tom O'Brien	Scott Bradley, Marc Colombo, Sean Guthrie
2002	13	9	4	0	392	253	1	0	Tom O'Brien	Vinny Ciurciu, Antonio Garay, Brian St. Pierre
2003	13	8	5	0	370	313	0	0	Tom O'Brien	Augie Hoffmann, Josh Ott
2004	12	9	3	0	238	169	0	0	Tom O'Brien	Tim Bulman, Dave Kassetta, Mathias Kiwanuka
2005	12	9	3	0	310	191	1	0	Tom O'Brien	Mathias Kiwanuka, Pat Ross
2006	13	10	3	0	338	204	2	0	Tom O'Brien	Josh Beekman, Jo-Lonn Dunbar, Matt Ryan
2007	14	11	3	0	396	285	0	0	(Frank Spaziani, Interim Head Coach, Meineke Car Care Bowl) Jeff Jagodzinski	Gosder Cherilus, Jo-Lonn Dunbar, Nick Larkin, Matt Ryan
2008	14	9	5	0	346	257	3	0	Jeff Jagodzinski	Chris Crane, Mike McLaughlin
2009	13	8	5	0	322	257	1	0	Frank Spaziani	Rich Gunnell, Mike McLaughlin, Matt Tennant
2010	13	7	6	0	240	254	0	1	Frank Spaziani	Alex Albright, Anthony Castonzo, Wes Davis, James McLaughlin
2011	12	4	8	0	218	282	0	0	Frank Spaziani	Donnie Fletcher, Luke Kuechly, Ifeanyi Momah, Nathan Richman
2012	12	2	10	0	238	356	0	0	Frank Spaziani	Emmett Cleary, Jim Noel, Chris Pantale, Kaleb Ramsey
2013	13	7	6	0	360	376	0	0	Steve Addazio	Ian White, Kasim Edebali

TOTALS: 113 seasons

Year	GP	W	L	T	PF	PA	Shutouts	
							BC	Opp.
	1,130	633	460	37	22,062	22,213	198	118

Beginning with the 1937 season, the number in front of the opponent indicates Boston College's ranking in the Associated Press poll coming into the game. The number following the opponent name indicates its ranking.

1893**Coach: Joseph Waters****Captain: Bernie Waters****Record: 3-3**

Oct. 20	W	St. John's Literary Inst.	4-0	A	
Oct. 26	L	MIT	0-6	A	
	L	Newton Ind.	0-10	NC	
Oct. 27	W	Somerville High	10-6	A	
Nov. 18	L	West Roxbury High	0-6	A	
Nov. 24	W	Boston U.	10-6	SEG	
		Total Points	24-34		

1894**Coach: William Nagle****Captain: Maurice Flynn****Record: 1-6**

Oct. 20	L	St. Anselm	0-22	A	500
Oct. 31	L	Andover Academy	0-32		
	L	St. Anselm	0-10		
Nov. 2	W	Marlboro AC	16-0	A	
Nov. 3	L	Whitman AC	0-6	A	800
Nov. 17	L	Brockton YMCA	4-12	A	
Nov. 30	L	Boston U. (medical)	0-28	SEG	2,000
		Total Points	20-110		

1895**Coach: Joseph Lawless****Captain: John Brewin****Record: 2-4-2**

Oct. 2	L	Andover Academy	0-22	A	
Oct. 5	L	Campello	10-28	A	
Oct. 9	L	Tufts	0-28	A	
Oct. 26	T	Hyde Park	6-6	SBG	
Nov. 2	T	Whitman AC	0-0	A	
Nov. 9	W	Fitchburg AC	6-0	A	
	W	Marlboro AC	14-0		
Nov. 28	L	Boston U.	0-22	SEG	4,000
		Total Points	36-106		

1896**Coach: Frank Carney****Captain: Joe Walsh****Record: 5-3**

Oct. 3	L	Campello	0-24	BFG	
Oct. 7	W	Exeter Academy	8-0	A	
Oct. 10	W	Andover Academy	14-6		
Oct. 14	L	Tufts	8-22	A	
Oct. 24	L	Whitman AC	0-4	A	500
Nov. 8	W	Holy Cross	6-2	A	
Nov. 14	W	Holy Cross	8-6	SEG	500
Nov. 26	W	Boston U.	10-0	SEG	3,000
		Total Points	56-64		

1897**Coach: John Dunlop****Captain: Arthur White****Record: 4-3**

Oct. 2	W	Campello	14-4	BFG	
Oct. 16	W	Whitman AC	14-4	A	
Oct. 23	L	Holy Cross	4-10	A	
	L	Tufts	4-12		
Oct. 30	L	Exeter Academy	4-10		
Nov. 6	W	Harvard Law	6-0		
Nov. 25	W	Holy Cross	12-0	SEG	
		Total Points	58-40		

1898**Coach: John Dunlop****Captain: Bill Koehn****Record: 2-5-1**

Oct. 9	L	Exeter Academy	0-18		
Oct. 15	L	Newton AC	0-5		
Oct. 22	L	Brown	0-6	A	
	L	Tufts	5-6		
Oct. 29	W	Campello	5-0	A	
Nov. 5	T	Holy Cross	0-0	A	
	L	MIT	0-6		
Nov. 25	W	Holy Cross	11-0	SEG	
		Total Points	21-41		

1899**Coach: John Dunlop****Captains: John Kelley, Charlie Kiley****Record: 8-1-1**

	W	Exeter Academy	2-0		
Sept. 30	T	Bates	0-0	A	
Oct. 11	W	MIT	24-0	A	
Oct. 14	W	Newton AC	6-0		
Oct. 21	W	New Hampshire	6-0	A	
Oct. 26	W	Andover Academy	6-0	A	
	W	Massachusetts	18-0		
Nov. 4	W	All-College	6-0	SEG	
Nov. 18	L	Brown	0-18	A	
Nov. 30	W	Holy Cross	17-0	SEG	6,000
		Total Points	85-18		

1900

Team Disbanded

1901**Coach: John Dunlop****Captain: Joe Kenney****Record: 1-8**

	L	Brown	0-12		
Oct. 9	L	Dartmouth	0-45	A	
	L	Bates	0-6		
Oct. 16	L	Exeter Academy	0-17	A	
Oct. 26	W	New Hampshire	17-0	A	
Oct. 30	L	Andover	0-11	A	
Nov. 9	L	Holy Cross	0-11	A	
Nov. 19	L	Tufts	0-12	A	
Nov. 28	L	Massachusetts	0-11		
		Total Points	17-130		

1902**Coach: Arthur White****Captain: Pat Sullivan****Record: 0-7-1**

	T	Massachusetts	0-0		
Oct. 11	L	Bates	5-17		
Oct. 17	L	Andover	0-24	A	
Oct. 24	L	New Hampshire	6-10	A	
Nov. 1	L	Exeter	0-29	A	
	L	Tufts	0-6		
Nov. 22	L	Holy Cross	0-22	SEG	
Nov. 27	L	Tufts	0-26	SEG	
		Total Points	11-134		

1903-07

Team Disbanded

ALL-TIME YEAR-BY-YEAR RECORDS

1908

Coaches: Joe Reilly, Joe Kenney
Captain: George Pearce, Joe Kenney
Record: 2-4-2

	L	Bridgewater State	10-12
Oct. 17	T	St. Anselm	0-0 A
Oct. 24	L	Dean Academy	0-18 A
Oct. 31	L	New Hampshire	0-18 A
Nov. 7	T	Connecticut	0-0 A
Nov. 11	W	College of Osteopathy	9-0 LSG
Nov. 14	W	St. Anselm	11-0 A
Nov. 19	L	Alumni	0-6 H
		Total Points	30-54

1909

Coach: Charles McCarthy
Captain: George Pearce
Record: 3-4-1

Oct. 9	L	St. Alphonsus	0-6 MAG
Oct. 13	L	Andover Academy	0-10 A
Oct. 16	L	Rhode Island	0-9 A
Oct. 23	L	New Hampshire	6-11 A
	W	College of Osteopathy	35-0
Oct. 30	T	St. Anselm	6-6 MAG
Nov. 13	W	Connecticut	17-0 A
Nov. 26	W	St. Anselm	7-0 A
		Total Points	71-42

1910

Coach: Jim Hart
Captains: Ed Hartigan, Dan Hurd
Record: 0-4-2

Oct. 1	L	New Hampshire	0-11 A
Oct. 5	L	Andover Academy	0-11 A
Oct. 15	L	Dean Academy	8-12 A
Oct. 23	T	Cushing Academy	5-5 A
Oct. 29	L	Holy Cross	3-34 A
Nov. 19	T	Connecticut	0-0 A
		Total Points	16-73

1911

Coach: Joseph Courtney
Captains: John Hartigan, Dan Hurd
Record: 0-7

	L	Holy Cross	5-13
Oct. 14	L	Colby	0-18 A
Oct. 21	L	New Hampshire	0-12 A
Oct. 28	L	Cushing Academy	0-17 A
Nov. 11	L	Rhode Island	0-25 A
Nov. 25	L	Dean Academy	0-6 A
Nov. 30	L	St. Anselm	3-5 A
		Total Points	8-96

1912

Coach: William Joy
Captain: John Hartigan
Record: 2-4-1

Oct. 5	L	Fordham	0-14 A
Oct. 12	L	Massachusetts	0-42 A
Oct. 19	L	Colby	0-55 A
Oct. 26	T	Cushing Academy	6-6 A
Nov. 2	L	Dean Academy	7-40 A
Nov. 16	W	Connecticut	13-0 A
	W	St. Anselm	7-0 A
		Total Points	33-157

1913

Coach: William Joy
Captain: Leo Daley
Record: 4-3-1

First year of football operations from the Newton campus

Sept. 20	L	Maine	0-6 A
Oct. 4	L	Springfield	6-27 A
Oct. 11	L	Holy Cross	0-13 A
Oct. 18	W	St. Anselm	19-0 A
Nov. 1	W	Worcester Tech	40-0 A
Nov. 8	T	Fordham	27-27 A
Nov. 15	W	Rhode Island	27-0 A
Nov. 22	W	Connecticut	47-0 A
		Total Points	166-73

Head Coach Stephen Mahoney
Years at BC: 1914-15 | Record at BC: 8-8-0

1914

Coach: Stephen Mahoney
Captains: Harry Kiley, Jim Linehan
Record: 5-4

Oct. 3	L	Maine	6-27 A
Oct. 10	W	Rhode Island	21-0 A
Oct. 17	L	Bowdoin	0-20 A
Oct. 24	W	New Hampshire	20-3 A
Oct. 31	W	Norwich	28-6 H-Fen.
Nov. 7	W	St. Anselm	27-0 SEG
Nov. 14	L	Holy Cross	0-10 A
Nov. 21	L	Fordham	3-14 A
Nov. 26	W	Catholic University	14-0 H-Fen.
		Total Points	119-80

1915

Coach: Stephen Mahoney
Captain: James Duff
Record: 3-4

Oct. 9	L	Bowdoin	0-14 A
Oct. 16	L	Maine	0-14 A
Oct. 23	L	Tufts	0-26 A
Oct. 30	L	Holy Cross	0-9 H*
Nov. 6	W	Fordham	3-0 H
Nov. 13	W	Connecticut	7-6 A
Nov. 26	W	Norwich	35-0 H
		Total Points	45-69

*Dedication game of Alumni Field, Chestnut Hill, Mass.

Head Coach Charles Brickley
Years at BC: 1916-17 | Record at BC: 12-4-0

1916

Coach: Charles Brickley
Captain: Maurice Dullea
Record: 6-2

Sept. 23	W	Neponset Wanderers	16-0 H
Sept. 30	L	Dartmouth	6-32 A
Oct. 12	W	New Hampshire	19-0 H
Oct. 21	L	Tufts	0-13 A
Oct. 28	W	Trinity (Conn.)	21-7 A
Nov. 4	W	Rhode Island	39-0 H
Nov. 18	W	Worcester Tech	49-0 H
Dec. 2	W	Holy Cross	17-14 H-Fen.
		Total Points	167-66

1917

Coach: Charles Brickley
Captain: Charles Fitzgerald
Record: 6-2

Sept. 29	W	Norwich	26-0	H	
Oct. 6	W	Naval Reserves	40-0	H	
Oct. 12	W	Tufts	20-0	H	
Oct. 20	L	Brown	2-7	A	
Nov. 3	W	Rhode Island	48-0	H	
Nov. 10	W	Holy Cross	34-6	H-Fen.	5,000
Nov. 17	W	Middlebury	31-6	H	
Nov. 24	L	Army	7-14	A	
Total Points			208-33		

Head Coach Frank Morrissey
Years at BC: 1918 | Record at BC: 5-2-0

1918

Coach: Frank Morrissey
Captain: Frank Morrissey
Record: 5-2

Oct. 26	W	Camp Devens	13-0	H	
Nov. 2	W	Norwich	6-0	H	
Nov. 9	W	Camp Bumpkin	38-7	H	
Nov. 16	L	Fordham	0-14	H	
Nov. 23	L	Harvard	6-14	A	
Nov. 30	W	Tufts	54-0	H	
Dec. 7	W	Minneola Aviators	25-0	H	
Total Points			142-35		

Head Coach Frank Cavanaugh
Years at BC: 1919-26 | Record at BC: 48-14-5

1919

Coach: Frank Cavanaugh
Captain: James Fitzpatrick
Record: 5-3

Sept. 27	W	USS Utah	22-0	H	
Oct. 4	L	Harvard	0-17	H	20,000
Oct. 11	W	Middlebury	25-0	H	
Oct. 18	W	Yale	5-3	A	
Oct. 25	L	Army	0-13	A	
Nov. 8	L	Rutgers	7-13	H-Fen.	
Nov. 15	W	Holy Cross	9-7	H-Fen.	
Nov. 29	W	Georgetown	10-9	H	
Total Points			78-62		

1920

Coach: Frank Cavanaugh
Captain: Luke Urban
Record: 8-0

Oct. 9	W	Fordham	20-0	H	
Oct. 16	W	Yale	21-13	A	30,000
Oct. 30	W	Springfield	12-0	A	
Nov. 6	W	Boston U.	34-0	H	
Nov. 13	W	Tufts	17-0	H	
Nov. 20	W	Marietta	13-3	H	
Nov. 27	W	Georgetown	30-0	H	
Dec. 2	W	Holy Cross	14-0	H-BF	40,000
Total Points			161-16		

1921

Coach: Frank Cavanaugh
Captain: Tony Comerford
Record: 4-3-1

Oct. 1	W	Boston U.	13-0	H	
Oct. 8	W	Providence	25-0	H	
Oct. 15	W	Baylor	23-7	A*	
Oct. 22	L	Detroit	0-28	H	
Oct. 29	T	Fordham	0-0	A	
Nov. 5	W	Marietta	14-0	H	
Nov. 19	L	Georgetown	10-14	H-BF	
Nov. 26	L	Holy Cross	0-41	H-BF	
Total Points			85-90		

*Dedication of State Fair Grounds, Dallas (later the Cotton Bowl)

1922

Coach: Frank Cavanaugh
Captain: Bill Kelleher
Record: 6-2-1

Oct. 7	W	Boston U.	20-6	H	
Oct. 12	W	Fordham	27-0	H	22,000
Oct. 21	L	Detroit	8-10	A	
Oct. 28	L	LaFayette	0-19	H	
Nov. 4	W	Villanova	15-3	H	
Nov. 11	W	Baylor	33-0	H	
Nov. 18	W	Canisius	13-7	H	
Nov. 25	T	Georgetown	0-0	H	
Dec. 2	W	Holy Cross	17-13	H-BF	54,000
Total Points			134-58		

1923

Coach: Frank Cavanaugh
Captain: Chuck Darling
Record: 7-1-1

Sept. 29	W	Providence	28-0	H	
Oct. 12	W	Fordham	20-0	H	
Oct. 20	W	Canisius	21-0	H-BF	
Oct. 27	L	Marquette	6-7	H-BF	
Nov. 3	W	Georgetown	21-0	H	
Nov. 10	W	Centenary	14-0	H-BF	
Nov. 17	W	Villanova	41-0	H	
Nov. 24	T	Vermont	0-0	H	
Dec. 1	W	Holy Cross	16-7	H-BF	47,000
Total Points			167-14		

1924

Coach: Frank Cavanaugh
Captain: Joe Kozlowski
Record: 6-3

Sept. 27	W	Providence	47-0	H	9,000
Oct. 13	W	Fordham	28-0	H	20,000
Oct. 18	L	Syracuse	0-10	A	
Oct. 25	W	Allegheny	13-0	H	
Nov. 1	W	Haskell Indians	34-7	H	
Nov. 8	W	Marquette	34-7	H	
Nov. 15	L	Centenary	9-10	H	
Nov. 22	W	Vermont	33-7	H	
Nov. 29	L	Holy Cross	0-33	H-BF	45,000
Total Points			198-74		

1925

Coach: Frank Cavanaugh
Captain: John Donohue
Record: 6-2

Oct. 3	W	Catholic University	6-0	H	
Oct. 12	W	Haskell Indians	7-6	H	
Oct. 17	W	Boston U.	54-7	H	
Oct. 24	W	Allegheny	14-7	H	
Oct. 31	W	Providence	51-0	H	
Nov. 7	L	West Virginia	0-21	H-BF	
Nov. 14	L	Wesleyan	6-7	H	
Nov. 28	W	Holy Cross	16-6	H-BF	42,000
Total Points			154-54		

1926

Coach: Frank Cavanaugh
Captain: Joe McKenney
Record: 6-0-2

Oct. 2	W	Catholic University	28-0	H	
Oct. 12	W	Fordham	27-0	H	20,000
Oct. 23	W	St. Louis	61-0	A	
Oct. 30	W	West Virginia Wesleyan	27-6	H	
Nov. 6	W	Villanova	19-7	H	
Nov. 13	T	Haskell Indians	21-21	H	
Nov. 20	W	Gettysburg	39-0	H	
Nov. 27	T	Holy Cross	0-0	H-BF	
Total Points			222-34		

ALL-TIME YEAR-BY-YEAR RECORDS

Head Coach D. Leo Daley

Years at BC: 1927 | Record at BC: 4-4-0

1927

Coach: D. Leo Daley

Captain: Tom O'Brien

Record: 4-4

Oct. 1	L	Duke	9-25	H	
Oct. 12	L	Geneva	0-13	H	
Oct. 22	W	West Virginia Wesleyan	33-0	H	
Oct. 29	W	Fordham	27-7	A	
Nov. 5	L	Villanova	7-13	H	
Nov. 12	L	Georgetown	0-47	H	
Nov. 19	W	Connecticut	19-0	A	
Nov. 29	W	Holy Cross	6-0	H-BF	40,000
Total Points			101-105		

Head Coach Joe McKenney

Years at BC: 1928-34 | Record at BC: 44-18-3

1928

Coach: Joe McKenney

Captain: Warren McGuirk

Record: 9-0

Sept. 29	W	Catholic University	38-6	H	
Oct. 7	W	Navy	6-0	A	
Oct. 12	W	Duke	19-0	H	
Oct. 27	W	Boston U.	27-7	H	
Nov. 3	W	Manhattan	60-6	H	
Nov. 12	W	Fordham	19-7	H	35,000
Nov. 17	W	Canisius	24-0	A	
Nov. 24	W	Connecticut	51-13	H	
Dec. 1	W	Holy Cross	19-0	H-BF	
Total Points			263-39		

1929

Coach: Joe McKenney

Captain: Paddy Creedon

Record: 7-2-1

Sept. 28	W	Catholic University	13-6	H	
Oct. 5	W	Maine	42-0	H	
Oct. 12	T	Villanova	7-7	H-Fen.	
Oct. 19	W	Dayton	23-7	A	
Oct. 26	W	Canisius	40-6	H	
Nov. 2	W	Duke	20-12	H	
Nov. 9	L	Fordham	6-7	H	
Nov. 16	L	Marquette	6-20	A	
Nov. 23	W	Boston U.	33-0	H	
Nov. 30	W	Holy Cross	12-0	H-BF	35,000
Total Points			202-65		

1930

Coach: Joe McKenney

Captain: John Dixon

Record: 5-5

Sept. 27	W	Catholic University	54-7	H-Fen.	
Oct. 6	W	Quantico Marines	13-7	H	
Oct. 13	L	Fordham	0-3	H	
Oct. 18	L	Villanova	0-7	A	
Oct. 25	W	Dayton	15-6	H	
Nov. 1	L	Marquette	0-6	H	
Nov. 8	L	Georgetown	19-20	H-Fen.	
Nov. 14	W	Loyola (Ill.)	19-0	A	
Nov. 22	W	Boston U.	47-0	H	
Nov. 29	L	Holy Cross	0-7	H-BF	
Total Points			167-63		

1931

Coach: Joe McKenney

Captain: Joe Kelley

Record: 6-4

Sept. 26	W	Catholic University	26-7	H-Fen.	
Oct. 3	W	Dayton	13-0	H	
Oct. 12	L	Fordham	0-20	H	25,000
Oct. 17	L	Villanova	6-12	H	
Oct. 24	L	Marquette	0-7	H-Fen.	
Oct. 31	W	Georgetown	20-2	H	
Nov. 7	W	Western Maryland	19-13	A	
Nov. 14	W	Centre College	7-0	H-Fen.	
Nov. 21	W	Boston U.	18-6	H	
Nov. 26	L	Holy Cross	6-7	H-Harv.	
Total Points			115-74		

1932

Coach: Joe McKenney

Captain: Phillip Couhig

Record: 4-2-2

Oct. 1	W	Loyola (Md.)	14-0	H*	
Oct. 12	W	Centre College	6-0	H	14,000
Oct. 22	L	Marquette	0-13	A	
Oct. 29	W	Fordham	3-0	H	
Nov. 5	L	Villanova	9-20	H	
Nov. 11	T	Western Maryland	20-20	H	
Nov. 19	W	Boston U.	21-6	H	
Nov. 26	T	Holy Cross	0-0	A	
Total Points			73-59		

*Dedication of Boston College Stadium, Chestnut Hill, Mass.

1933

Coach: Joe McKenney

Captain: Frank Maloney

Record: 8-1

Sept. 30	W	St. Anselm	22-0	H	
Oct. 7	W	Loyola (Md.)	37-0	H	
Oct. 12	W	Centre College	6-0	H	15,000
Oct. 21	L	Fordham	6-32	A	
Oct. 28	W	Boston U.	25-0	H	
Nov. 4	W	Georgetown	39-0	H	
Nov. 11	W	Villanova	9-0	H	
Nov. 18	W	Western Maryland	12-9	H	
Dec. 2	W	Holy Cross	13-9	H	25,000
Total Points			169-50		

1934

Coach: Joe McKenney

Captain: Dave Couhig

Record: 5-4

Sept. 29	W	St. Anselm	18-6	H	
Oct. 6	W	Springfield	14-0	A	
Oct. 12	L	Fordham	0-6	H	22,000
Oct. 20	L	Western Maryland	0-40	A	
Oct. 27	L	Providence	7-13	H	
Nov. 3	W	Villanova	6-0	H	
Nov. 12	W	Centre College	7-0	H	20,000
Nov. 17	W	Boston U.	10-0	H	10,000
Dec. 1	L	Holy Cross	2-7	H	18,000
Total Points			64-72		

Head Coach Harry Downes

Years at BC: 1935 | Record at BC: 3-2-0

1935

Coaches: Dinney McNamara (3-1), Harry Downes (3-2)

Captain: Joe O'Brien

Record: 6-3

Sept. 28	W	St. Anselm	13-2	H	
Oct. 5	L	Fordham	0-19	A	33,000
Oct. 19	W	Michigan State	18-6	H	
Oct. 26	W	New Hampshire	19-6	H	
Nov. 2	W	Providence	20-6	H	
Nov. 9	L	Western Maryland	6-12	H	
Nov. 16	W	Springfield	39-0	H	
Nov. 23	W	Boston U.	25-6	H	
Nov. 30	L	Holy Cross	6-20	H	
Total Points			146-77		

Head Coach Gil Dobie

Years at BC: 1936-38 | Record at BC: 16-6-5

1936

Coach: Gil Dobie

Captain: Alex Pszeny

Record: 6-1-2

Oct. 3	W	Northeastern	26-6	H	7,500
Oct. 12	L	Temple	0-14	H-Fen.	24,000
Oct. 17	W	New Hampshire	12-0	H	1,200
Oct. 24	W	Providence	26-0	H	5,000
Oct. 31	T	Michigan State	13-13	H-Fen.	11,000
Nov. 7	W	NC State	7-3	H-Fen.	5,600
Nov. 14	W	Western Maryland	12-7	H	15,000
Nov. 21	T	Boston U.	0-0	H	15,000
Nov. 28	W	Holy Cross	13-12	H-Fen.	28,000
Totals			109-55	112,300	

1937

Coach: Gil Dobie

Captain: Tony DiNatale

Record: 4-4-1

Sept. 25	W	Northeastern	35-2	H	11,000
Oct. 2	W	Kansas State	21-7	H	15,000
Oct. 12	T	Temple	0-0	H-Fen.	25,000
Oct. 23	L	Detroit	0-14	H-Fen.	7,500
Oct. 30	L	NC State	7-12	H	12,000
Nov. 6	W	Western Maryland	27-0	A	1,500
Nov. 13	W	Kentucky	13-0	H-Fen.	3,500
Nov. 20	L	Boston U.	6-13	H	12,000
Nov. 27	L	Holy Cross (17)	0-20	H-Fen.	35,000
Totals			109-68	122,500	

1938

Coach: Gil Dobie

Captain: Bill Flynn

Record: 6-1-2

Sept. 24	W	Canisius	63-12	H	
Sept. 30	W	Northeastern	13-0	H*	
Oct. 12	W	Detroit	9-6	H-Fen.	20,000
Oct. 21	T	Temple	26-26	A	12,000
Oct. 29	W	Florida	33-0	H-Fen.	7,732
Nov. 5	W	Indiana	14-0	H-Fen.	25,000
Nov. 11	W	Boston U.	21-4	H-Fen.	15,000
Nov. 19	T	St. Anselm	0-0	H	
Nov. 26	L	Holy Cross (11)	7-29	H-Fen.	36,000
Total Points			186-87		

*First night football game played on the Boston College campus

Head Coach Frank Leahy

Years at BC: 1939-40 | Record at BC: 20-2-0

1939

Coach: Frank Leahy

Captain: Ernie Schwotzer

Record: 9-2

Sept. 30	W	Lebanon Valley	45-0	H	16,000
Oct. 6	W	St. Joseph's	20-6	H	22,685
Oct. 12	L	Florida	0-7	H-Fen.	18,000
Oct. 21	W	Temple	19-0	H-Fen.	13,300
Oct. 28	W	St. Anselm	28-0	H	
Nov. 4	W	Auburn	13-7	H-Fen.	14,000
Nov. 11	W	Detroit	20-13	A	10,342
Nov. 18	W	Boston U.	19-0	H	13,000
Nov. 25	W	Kansas State	38-7	H-Fen.	11,000
Dec. 2	W	Holy Cross (10)	14-0	H-Fen.	40,432
Total Points			216-40		

Cotton Bowl - Dallas, Texas

Jan. 1	L	(11) Clemson (12)	3-6	N	20,000
--------	---	-------------------	-----	---	--------

1940

Coach: Frank Leahy

Captain: Hank Tocydzowski

Record: 11-0

Sept. 21	W	Centre College	40-0	H	18,000
Sept. 28	W	Tulane	27-7	A	42,000
Oct. 12	W	Temple	33-20	H-Fen.	24,000
Oct. 19	W	(8) Idaho	60-0	H-Fen.	8,000
Oct. 26	W	(10) St. Anselm	55-0	H	15,000
Nov. 2	W	(9) Manhattan	25-0	H	5,000
Nov. 9	W	(8) Boston U.	21-0	H-Fen.	15,000
Nov. 16	W	(8) Georgetown	19-18	H-Fen.	41,700
Nov. 23	W	(4) Auburn	33-7	H-Fen.	30,000
Nov. 30	W	(4) Holy Cross	7-0	H-Fen.	39,000
Total Points			320-52	237,700	

Sugar Bowl - New Orleans, La.

Jan. 1	W	(5) Tennessee (4)	19-13	N	73,181
--------	---	-------------------	-------	---	--------

Head Coach Denny Myers

Years at BC: 1941-42, 46-50 | Record at BC: 35-27-4

1941

Coach: Denny Myers

Captain: Al Morro

Record: 7-3

Sept. 20	W	St. Anselm	78-0	H	20,000
Sept. 27	L	Tulane	7-21	A	46,000
Oct. 11	L	Clemson	13-26	H-Fen.	22,000
Oct. 18	W	Manhattan	26-13	H-Fen.	
Oct. 25	W	Georgetown	14-6	H	20,000
Nov. 1	W	Temple (13)	31-0	H-Fen.	16,000
Nov. 8	W	Wake Forest	26-6	H	13,446
Nov. 15	L	(18) Tennessee	7-14	H	31,000
Nov. 22	W	Boston U.	19-7	H	17,000
Nov. 29	W	Holy Cross	14-13	H-Fen.	40,000
Total Points			235-106		

1942

Coach: Denny Myers

Captains: Mike Holovak, Fred Naumetz

Record: 8-2

Oct. 3	W	West Virginia	33-0	H-Fen.	15,000
Oct. 10	W	Clemson	14-7	H-Fen.	23,400
Oct. 17	W	(11) N.C. Naval Flyers	7-6	H-Fen.	25,107
Oct. 25	W	(10) Wake Forest	27-0	H-Fen.	21,500
Oct. 31	W	(7) Georgetown	47-0	H-Fen.	28,000
Nov. 7	W	(5) Temple	28-0	H-Fen.	24,000
Nov. 14	W	(3) Fordham	56-6	H-Fen.	36,300
Nov. 21	W	(3) Boston U.	37-0	H-Fen.	10,000
Nov. 28	L	(1) Holy Cross	12-55	H-Fen.	41,300
Total Points			261-74	224,607	

Orange Bowl - Miami, Fla.

Jan. 1	L	(8) Alabama (10)	21-37	N	30,000
--------	---	------------------	-------	---	--------

ALL-TIME YEAR-BY-YEAR RECORDS

Head Coach Moody Sarno

Years at BC: 1943-45 | Record at BC: 11-7-1

1943

Coach: Moody Sarno

Captain: Ed Doherty

Record: 4-0-1

Oct. 17	W	BC Army Training	7-0	H	
Oct. 24	W	Camp Hingham	42-6	H-Fen.	10,000
Oct. 31	W	Brooklyn College	37-6	H-Fen.	11,000
Nov. 7	W	Rome Air Force	64-0	H-Fen.	14,700
Nov. 14	T	Harvard	6-6	A	45,000
Total Points			156-18		

1944

Coach: Moody Sarno

Captains: Pete Baleyko, George Donelan

Record: 4-3

Oct. 7	L	Harvard	0-13	A	44,000
Oct. 13	W	CCNY	33-0	H-BF	
Oct. 20	W	NYU	41-13	H-BF	5,000
Oct. 28	W	Syracuse	19-12	H-Fen.	
Nov. 4	L	Melville PT	0-45	H	12,000
Nov. 12	W	Brooklyn College	24-21	H	6,500
Nov. 26	L	Holy Cross	14-30	H-Fen.	30,000
Total Points			131-134		

1945

Coach: Moody Sarno

Captain: George Donelan

Record: 3-4

Sept. 29	W	Squantum NAS	13-0	H	5,000
Oct. 6	L	Brown	6-51	A	10,000
Oct. 12	W	NYU	28-0	H	5,000
Oct. 27	L	Merchant Marine	20-33	A	
Nov. 10	L	Villanova	0-41	A	4,000
Nov. 17	W	Scranton	12-0	H-Fen.	
Nov. 25	L	Holy Cross	0-46	H-Fen.	32,457
Total Points			79-171		

Head Coach Denny Myers

Years at BC: 1941-42, 46-50 | Record at BC: 35-27-4

1946

Coach: Denny Myers

Captain: Game Captains

Record: 6-3

Sept. 27	L	Wake Forest	6-12	H-BF	38,500
Oct. 5	W	Michigan State	34-20	A	21,016
Oct. 11	W	Merchant Marine	56-7	H-BF	21,000
Oct. 25	W	Villanova	14-12	H-BF	32,800
Nov. 2	W	NYU	72-6	A	8,000
Nov. 9	W	Georgetown	20-13	H-BF	19,800
Nov. 16	L	Tennessee (8)	13-33	H-BF	38,000
Nov. 23	W	Alabama	13-7	H-BF	41,000
Nov. 30	L	(17) Holy Cross	6-13	H-BF	43,000
Total Points			234-123		263,116

1947

Coach: Denny Myers

Captain: Angie Nicketakis

Record: 5-4

Sept. 26	W	Clemson	32-22	H-BF	30,000
Oct. 10	W	Kansas State	49-13	H-BF	21,500
Oct. 17	L	Louisiana State	13-14	H-BF	36,423
Oct. 24	W	Villanova	6-0	H-BF	40,184
Nov. 1	W	Georgetown	27-6	H-BF	19,264
Nov. 8	L	Wake Forest	13-14	H-BF	30,279
Nov. 15	L	Tennessee	13-38	A	30,000
Nov. 22	W	St. Mary's	25-7	H-BF	19,733
Nov. 29	L	Holy Cross	6-20	H-BF	43,000
Total Points			184-134		270,383

1948

Coach: Denny Myers

Captain: John Furey

Record: 5-2-2

Sept. 24	W	Wake Forest	26-9	H-BF	26,302
Oct. 1	W	Georgetown	13-6	A	16,768
Oct. 9	T	St. Bonaventure	7-7	H-BF	16,000
Oct. 15	W	Villanova	20-13	H-BF	30,178
Oct. 23	L	Mississippi	13-32	A	20,312
Oct. 29	L	Clemson (13)	19-26	H-BF	25,169
Nov. 13	T	William & Mary	14-14	H-BF	15,112
Nov. 20	W	St. Mary's	19-7	H-BF	13,693
Nov. 27	W	Holy Cross	21-20	H-BF	46,132
Total Points			152-134		209,666

1949

Coach: Denny Myers

Captain: Art Spiney

Record: 4-4-1

Sept. 23	L	Oklahoma	0-46	H-BF	36,241
Sept. 30	W	Wake Forest	13-7	H-BF	19,156
Oct. 8	L	Penn State	14-32	A	16,000
Oct. 14	T	Ole Miss	25-25	H-BF	20,103
Oct. 21	L	Georgetown	7-10	H-BF	22,763
Oct. 28	L	Villanova	14-28	H-BF	25,789
Nov. 5	W	Clemson	40-27	A	19,000
Nov. 12	W	Fordham	20-12	H-BF	15,798
Nov. 26	W	Holy Cross	76-0	H-BF	38,771
Total Points			223-187		213,621

1950

Coach: Denny Myers

Captain: Phil Cohen

Record: 4-4-1

Sept. 22	T	Wake Forest	7-7	H-BF	12,324
Sept. 30	L	Oklahoma (6)	0-28	A	33,000
Oct. 7	L	Ole Miss	0-54	A	15,000
Oct. 13	L	Fordham	6-26	H-BF	10,881
Oct. 20	L	Georgetown	10-20	H-BF	14,538
Oct. 27	L	Georgia	7-19	H-BF	14,538
Nov. 4	L	Penn State	13-20	H-BF	8,503
Nov. 11	L	Clemson (13)	14-35	H-BF	9,606
Nov. 18	L	Villanova	7-29	H-BF	6,281
Dec. 2	L	Holy Cross	14-32	H-BF	25,034
Total Points			78-270		149,705

Head Coach Mike Holovac

Years at BC: 1951-59 | Record at BC: 49-29-3

1951

Coach: Mike Holovac

Captain: Mike Roarke

Record: 3-6

Sept. 21	L	Wake Forest	6-20	H-BF	20,587
Oct. 5	L	Ole Miss	7-34	A	9,000
Oct. 12	L	Fordham	19-35	H-BF	16,763
Oct. 19	L	Detroit	13-19	H-BF	10,123
Oct. 27	L	Georgia	28-35	A	18,000
Nov. 2	W	Richmond	21-7	H-BF	5,514
Nov. 10	L	Clemson	2-21	A	14,000
Nov. 17	W	Villanova	20-13	H-BF	7,782
Dec. 1	W	Holy Cross (16)	19-14	H-BF	41,000
Total Points			135-198		142,769

1952**Coach: Mike Holovak****Captain: John Toppa****Record: 4-4-1**

Sept. 26	W	Richmond	14-7	H-BF	13,413
Oct. 4	T	Wake Forest	7-7	A	11,000
Oct. 10	W	Drake	20-14	H-BF	13,628
Oct. 17	L	Villanova (15)	7-28	H-BF	23,415
Oct. 24	W	Fordham	14-13	H-BF	13,991
Oct. 31	L	Clemson	0-13	H-BF	10,040
Nov. 7	W	Detroit	23-20	A	12,280
Nov. 15	L	Xavier	0-6	H-BF	6,640
Nov. 28	L	Holy Cross	7-21	H-BF	37,889
		Total Points	92-129		142,296

1953**Coach: Mike Holovak****Captain: Joe Johnson****Record: 5-3-1**

Sept. 26	T	Clemson	14-14	H-Fen.	10,960
Oct. 3	L	LSU (19)	6-42	A	25,000
Oct. 11	L	Villanova	7-15	H-Fen.	11,901
Oct. 16	W	Fordham	20-13	A	20,000
Oct. 25	W	Xavier	31-14	A	10,000
Oct. 31	L	Richmond	0-14	H-Fen.	6,167
Nov. 7	W	Wake Forest	20-7	H-Fen.	3,273
Nov. 15	W	Detroit	33-20	H-Fen.	7,628
Nov. 28	W	Holy Cross	6-0	H-Fen.	37,000
		Total Points	137-139		131,928

1954**Coach: Mike Holovak****Captain: Joe Mattaliano****Record: 8-1**

Sept. 25	W	Detroit	12-7	A	13,750
Oct. 2	W	Temple	12-9	A	5,000
Oct. 9	W	VMI	44-0	H-Fen.	7,941
Oct. 16	W	Fordham	21-7	A	13,000
Oct. 23	W	Springfield	42-6	H-Fen.	5,400
Oct. 31	L	Xavier	14-19	H-Fen.	4,972
Nov. 5	W	Marquette	13-7	A	15,000
Nov. 13	W	Boston U.	7-6	H-Fen.	40,542
Nov. 27	W	Holy Cross	31-13	H-Fen.	40,642
		Total Points	196-74		146,247

1955**Coach: Mike Holovak****Captain: John Miller****Record: 5-2-1**

Sept. 24	W	Brandeis	27-0	H	8,000
Oct. 8	W	Villanova	28-14	H-Fen.	10,102
Oct. 15	W	Detroit	23-0	H-Fen.	6,428
Oct. 21	T	(17) Marquette	13-13	H-Fen.	18,224
Oct. 29	L	Xavier	12-19	A	24,000
Nov. 4	L	Miami	7-14	A	42,249
Nov. 12	W	Boston U.	40-12	A	25,830
Nov. 26	W	Holy Cross	26-7	H-Fen.	37,235
		Total Points	176-79		172,068

1956**Coach: Mike Holovak****Captain: Henry Sullivan****Record: 5-4**

Oct. 5	L	Miami (13)	6-27	A	37,381
Oct. 13	W	Marquette	26-19	A	12,600
Oct. 20	W	Rutgers	32-0	A	8,500
Oct. 28	L	Detroit	7-12	A	13,979
Nov. 2	W	Villanova	7-6	H-Fen.	13,275
Nov. 10	L	Quantico Marines	6-20	H-Fen.	7,404
Nov. 18	W	Boston U.	13-0	H-Fen.	15,077
Nov. 24	W	Brandeis	52-0	H-Fen.	5,458
Dec. 1	L	Holy Cross	0-7	H-Fen.	34,716
		Total Points	149-91		147,850

1957**Coach: Mike Holovak****Captain: Tom Sullivan****Record: 7-2**

Sept. 21	L	Navy (12)	6-46	H*	28,000
Sept. 28	W	Florida State	20-7	H	10,000
Oct. 5	W	Quantico Marines	13-7	H	11,000
Oct. 12	W	Dayton	41-14	H	12,000
Oct. 19	W	Villanova	12-9	H	12,000
Oct. 26	W	Detroit	20-16	A	8,563
Nov. 9	W	Boston U.	27-2	A	25,500
Nov. 16	W	Marquette	19-14	H	13,000
Nov. 20	L	Holy Cross	0-14	A	24,000
		Total Points	158-129		144,063

*Dedication of Alumni Stadium, Chestnut Hill, Mass.

1958**Coach: Mike Holovak****Captain: George Larkin****Record: 7-3**

Sept. 20	W	Scranton	48-0	H	15,000
Sept. 27	L	Syracuse	14-24	A	15,000
Oct. 4	L	Villanova	19-21	H	12,000
Oct. 18	W	Marquette	21-13	A	7,016
Oct. 25	W	Miami	6-2	H	11,000
Nov. 1	W	Pacific	25-12	H	16,000
Nov. 8	W	Detroit	40-0	H	18,000
Nov. 15	W	Boston U.	18-13	H	22,000
Nov. 22	L	Clemson (16)	12-34	A	19,000
Dec. 6	W	Holy Cross	26-8	H	26,000
		Total Points	229-127		160,016

1959**Coach: Mike Holovak****Captain: Frank Casey****Record: 5-4**

Sept. 19	L	Navy	8-24	H	23,000
Sept. 26	L	Army (7)	8-44	A	22,500
Oct. 10	W	Villanova	39-6	H	13,000
Oct. 17	W	Dartmouth	35-12	H	17,000
Oct. 20	W	Detroit	21-9	A	15,305
Oct. 25	W	Marquette	16-0	H	17,000
Nov. 7	L	Pittsburgh	14-22	H	13,000
Nov. 14	L	Boston U.	7-26	A	21,000
Nov. 29	W	Holy Cross	14-0	A	23,000
		Total Points	162-143		164,805

Head Coach Ernie Hefferle

Years at BC: 1960-61 | Record at BC: 7-12-1

1960**Coach: Ernie Hefferle****Captain: Terry Glynn****Record: 3-6-1**

Sept. 17	L	Navy	7-22	H	25,000
Sept. 24	L	Army	7-20	A	20,150
Oct. 8	L	Marquette	12-13	A	14,100
Oct. 15	L	Detroit	17-19	H	13,000
Oct. 22	T	VMI	14-14	H	14,000
Oct. 28	L	Miami	7-10	A	30,699
Nov. 5	W	Villanova	20-6	A	8,354
Nov. 12	W	Boston U.	23-14	H	22,500
Nov. 19	W	Clemson	25-14	H	15,700
Nov. 25	L	Holy Cross	12-16	H	26,000
		Total Points	144-148		189,503

ALL-TIME YEAR-BY-YEAR RECORDS

1961

Coach: Ernie Hefferle

Captain: Joe Sikorski

Record: 4-6

Sept. 23	W	Cincinnati	23-0	H	18,000
Sept. 30	L	Northwestern	0-45	A	35,418
Oct. 7	L	Houston	0-21	A	12,000
Oct. 13	L	Detroit	3-20	A	15,260
Oct. 21	W	Villanova	22-6	H	20,500
Nov. 4	W	Iowa State	14-10	H	17,600
Nov. 11	L	Texas Tech	6-14	A	20,000
Nov. 18	W	Boston U.	10-7	A	19,600
Nov. 25	L	Syracuse	13-28	H	17,600
Dec. 2	L	Holy Cross	26-38	A	24,000
		Total Points	117-189		199,978

Head Coach Jim Miller

Years at BC: 1962-67 | Record at BC: 34-24

1962

Coach: Jim Miller

Captain: Art Graham

Record: 8-2

Sept. 22	W	Detroit	27-0	H	22,000
Sept. 29	W	Villanova	28-13	A	13,000
Oct. 6	W	VMI	18-0	H	14,500
Oct. 13	L	Syracuse	0-12	A	31,000
Oct. 20	L	Navy	6-26	H	25,200
Oct. 27	W	Houston	14-0	H	17,500
Nov. 3	W	Vanderbilt	27-22	A	11,000
Nov. 10	W	Texas Tech	41-13	H	11,200
Nov. 17	W	Boston U.	41-25	H	23,200
Dec. 1	W	Holy Cross	48-12	H	27,000
		Total Points	250-123		195,600

1963

Coach: Jim Miller

Captain: Jim Lukis

Record: 6-3

Sept. 21	L	Syracuse	21-32	A	30,000
Sept. 28	W	Wichita State	22-16	H	22,000
Oct. 4	W	Detroit	20-12	H	16,460
Oct. 12	W	Villanova	34-0	H	23,500
Oct. 26	L	Air Force	7-34	A	30,144
Nov. 2	W	Vanderbilt	19-6	H	17,700
Nov. 9	W	Buffalo	15-0	H	13,650
Nov. 16	W	Virginia	30-21	H	20,200
Nov. 30	L	Holy Cross	0-9	A	25,000
		Total Points	168-130		198,654

1964

Coach: Jim Miller

Captain: Bill Cronin

Record: 6-3

Sept. 19	W	Syracuse (9)	21-14	H	25,500
Sept. 26	L	Army	13-19	A	27,200
Oct. 10	L	Tennessee	14-16	A	28,000
Oct. 17	W	Cincinnati	10-0	H	17,700
Oct. 24	W	Air Force	13-7	H	25,200
Nov. 7	W	Villanova	8-7	A	13,500
Nov. 13	L	Miami	6-30	A	32,180
Nov. 21	W	Detroit	17-9	H	25,100
Nov. 28	W	Holy Cross	10-8	H	26,000
		Total Points	112-110		220,380

1965

Coach: Jim Miller

Captain: Charlie Smith

Record: 6-4

Sept. 18	W	Buffalo	18-6	H	21,700
Sept. 25	W	Villanova	28-0	H	22,500
Oct. 2	L	Army	0-10	A	31,000
Oct. 9	L	Penn State	0-17	H	24,300
Oct. 23	W	Richmond	38-7	H	24,722
Oct. 30	W	VMI	41-12	H	20,127
Nov. 5	L	Miami	6-27	A	28,704
Nov. 13	W	William & Mary	30-17	H	17,527
Nov. 20	L	Syracuse	13-21	A	20,000
Nov. 27	W	Holy Cross	35-0	A	23,909
		Total Points	209-117		234,489

1966

Coach: Jim Miller

Captain: Ed Lipson

Record: 4-6

Sept. 17	L	Navy	7-27	A	20,201
Sept. 24	L	Ohio University	14-23	H	19,200
Oct. 1	W	VMI	14-0	H	10,500
Oct. 8	L	Penn State	30-31	A	30,000
Oct. 15	L	Syracuse	0-30	H	24,500
Oct. 22	W	Buffalo	22-21	H	17,200
Nov. 5	W	William & Mary	15-13	H	15,800
Nov. 12	L	Villanova	0-19	A	11,068
Nov. 19	W	Massachusetts	14-7	A	16,700
Nov. 26	L	Holy Cross	26-32	H	26,000
		Total Points	142-203		191,169

1967

Coach: Jim Miller

Captain: Joe DiVito

Record: 4-6

Sept. 23	W	Villanova	27-24	A	12,025
Sept. 30	L	Army	10-21	A	26,000
Oct. 14	L	Penn State	28-50	H	15,500
Oct. 21	L	Buffalo	14-26	H	15,000
Oct. 28	W	Maine	56-0	H	10,000
Nov. 4	L	Cincinnati	21-27	A	12,500
Nov. 11	L	VMI	13-26	H	41,500
Nov. 18	L	Syracuse	20-32	H	16,200
Nov. 25	W	Massachusetts	25-0	H	16,200
Dec. 2	W	Holy Cross	13-6	A	25,000
		Total Points	227-212		189,925

Head Coach Joe Yukica

Years at BC: 1968-77 | Record at BC: 68-37-0

1968

Coach: Joe Yukica

Captain: Gary Andrachik

Record: 6-3

Sept. 28	W	Navy	49-15	A	23,302
Oct. 5	W	Buffalo	31-12	H	19,200
Oct. 12	W	Villanova	28-15	H	23,200
Oct. 19	L	Tulane	14-28	A	14,200
Oct. 26	L	Penn State (4)	0-29	H	25,272
Nov. 9	L	Army	25-58	A	32,000
Nov. 16	W	VMI	45-13	H	17,300
Nov. 23	W	Massachusetts	21-6	A	12,000
Nov. 30	W	Holy Cross	40-20	H	26,500
		Total Points	253-196		192,974

1969**Coach:** Joe Yukica**Captain:** Jim McCool**Record:** 5-4

Sept. 27	W	Navy	21-14	H	24,200
Oct. 4	W	Tulane	28-24	H	15,500
Oct. 18	L	Villanova	6-24	H	23,200
Oct. 25	L	Army	7-38	A	41,006
Nov. 1	L	Penn State (5)	16-38	A	48,532
Nov. 8	L	Buffalo	21-35	H	20,500
Nov. 15	W	VMI	49-32	H	11,400
Nov. 22	W	Massachusetts	35-30	H	20,500
Nov. 29	W	Syracuse	35-10	A	15,119
Total Points					218-245 219,957

1970**Coach:** Joe Yukica**Captains:** Joe Coppola**Record:** 8-2

Sept. 19	W	Villanova	28-21	A	12,832
Sept. 26	W	Navy	28-14	A	17,411
Oct. 3	W	VMI	56-3	H	15,600
Oct. 10	L	Penn State	3-28	H	25,222
Oct. 24	L	Air Force (7)	10-35	A	38,032
Oct. 31	W	Army	21-13	H	25,350
Nov. 7	W	Buffalo	65-12	H	18,727
Nov. 14	W	Pittsburgh	21-6	A	20,966
Nov. 21	W	Massachusetts	21-10	A	17,200
Nov. 28	W	Holy Cross	54-0	H	23,500
Total Points					307-142 214,840

1971**Coach:** Joe Yukica**Captains:** Kevin Clemente, Ray Rippman**Record:** 9-2

Sept. 11	L	West Virginia	14-45	A	31,500
Sept. 18	W	Temple	17-3	A	13,000
Sept. 25	W	Navy	49-6	A	22,700
Oct. 2	W	Richmond	24-0	A	6,500
Oct. 9	W	Villanova	23-7	H	20,616
Oct. 16	L	Texas Tech	6-14	A	32,480
Oct. 23	W	Pittsburgh	40-22	H	26,854
Nov. 6	W	Syracuse	10-3	A	21,978
Nov. 13	W	Northern Illinois	20-10	H	16,238
Nov. 20	W	Massachusetts	35-0	H	25,311
Nov. 27	W	Holy Cross	21-7	H-Fox.	22,205
Total Points					259-117 239,382

1972**Coach:** Joe Yukica**Captains:** Dave Buccì, Dave Ellison**Record:** 4-7

Sept. 15	L	Tulane	0-10	H	27,441
Sept. 23	W	Temple	49-27	H	21,732
Sept. 30	L	Navy	20-27	A	23,121
Oct. 7	W	Villanova	21-20	A	
Oct. 14	L	Air Force (16)	9-13	H	
Oct. 21	L	Pittsburgh	20-35	A	
Nov. 4	W	Syracuse	37-0	H	21,216
Nov. 11	L	Georgia Tech	10-42	A	36,114
Nov. 18	L	Penn State (6)	26-45	H	23,119
Nov. 25	L	Massachusetts	7-28	A	20,000
Dec. 2	W	Holy Cross	42-11	H	30,187
Total Points					241-258

1973**Coach:** Joe Yukica**Captains:** Jim Combs, Tom Condon, Gary Marangi**Record:** 7-4

Sept. 15	W	Temple	45-0	H	27,710
Sept. 22	L	Tulane	16-21	A	33,880
Sept. 29	W	Texas A&M	32-24	A	32,000
Oct. 6	W	Navy	44-7	H	30,187
Oct. 12	L	Miami (6)	10-15	A	25,418
Oct. 20	L	Pittsburgh	14-28	H	23,219
Oct. 27	W	Villanova	11-7	H	16,226
Nov. 10	W	West Virginia	25-13	A	22,500
Nov. 17	L	Syracuse	13-24	A	15,500
Nov. 24	W	Massachusetts	59-14	H	19,227
Dec. 1	W	Holy Cross	42-21	A	22,500
Total Points					311-172 268,367

1974**Coach:** Joe Yukica**Captains:** Brian Clemente, Mike Esposito, Ken Ladd, Alex MacLellan**Record:** 8-3

Sept. 14	L	Texas (10)	9-42	H	32,227
Sept. 28	L	Temple	7-34	A	12,282
Oct. 5	W	Navy	37-0	A	16,178
Oct. 12	W	William & Mary	31-16	H	18,360
Oct. 19	L	Pittsburgh	11-35	A	32,149
Oct. 26	W	Villanova	55-7	A	11,100
Nov. 2	W	West Virginia	35-3	H	19,062
Nov. 9	W	Tulane	27-3	H	17,002
Nov. 16	W	Syracuse	45-0	H	18,651
Nov. 23	W	Massachusetts	70-8	A	15,900
Nov. 30	W	Holy Cross	38-6	H	28,497
Total Points					365-154 221,408

1975**Coach:** Joe Yukica**Captain:** Mike Kruczek**Record:** 7-4

Sept. 15	L	Notre Dame (9)	3-17	H-Fox.	61,501
Sept. 20	W	Temple	27-9	A	10,986
Sept. 27	L	West Virginia	18-35	A	34,023
Oct. 4	W	Villanova	41-12	H	20,512
Oct. 11	L	Tulane	7-17	H	11,775
Oct. 18	W	Navy	17-3	H	16,227
Oct. 25	L	Syracuse	14-22	A	24,105
Nov. 1	W	Miami	21-7	H	25,331
Nov. 8	W	Army	31-0	A	38,863
Nov. 22	W	Massachusetts	24-14	H	23,609
Nov. 29	W	Holy Cross	24-10	A	14,731
Total Points					227-146 281,663

1976**Coach:** Joe Yukica**Captain:** Peter Cronan**Record:** 8-3

Sept. 11	W	Texas (7)	14-13	H	30,476
Sept. 25	W	(18) Tulane	27-3	A	20,235
Oct. 2	W	(14) Navy	17-13	A	16,156
Oct. 9	L	(13) Florida State	9-28	H	22,866
Oct. 16	W	West Virginia	14-3	H	23,501
Oct. 23	W	Army	27-10	A	32,008
Oct. 30	L	Villanova	3-22	A	8,200
Nov. 6	L	Miami	6-13	A	14,766
Nov. 13	W	Syracuse	28-14	H	25,433
Nov. 20	W	Massachusetts	35-0	A	13,300
Nov. 27	W	Holy Cross	59-6	H	25,988
Total Points					239-125 232,929

ALL-TIME YEAR-BY-YEAR RECORDS

1977

Coach: Joe Yukica

Captains: Kelly Elias, Bob Moore, Rich Scudellari

Record: 6-5

Sept. 10	L	Texas	0-44	A	50,000
Sept. 17	L	Tennessee	18-24	A	83,263
Sept. 24	W	Army	49-28	H	19,200
Oct. 1	L	Pittsburgh (16)	7-45	H	24,881
Oct. 8	W	Tulane	30-28	H	18,577
Oct. 15	W	West Virginia	28-24	A	36,211
Oct. 22	W	Villanova	17-0	H	26,222
Oct. 29	W	Air Force	36-14	A	21,663
Nov. 12	L	Syracuse	3-20	A	16,409
Nov. 19	W	Massachusetts	34-7	H	30,846
Nov. 26	L	Holy Cross	20-35	A	12,006
		Total Points	242-269		339,278

Head Coach Ed Chlebek

Years at BC: 1978-80 | Record at BC: 12-21-0

1978

Coach: Ed Chlebek

Captains: Paul McCarty, John Schmeding, Fred Smerlas

Record: 0-11

Sept. 16	L	Air Force	7-18	H	21,935
Sept. 23	L	Texas A&M (9)	2-37	H	26,012
Sept. 30	L	Navy	8-19	H	24,082
Oct. 7	L	Pittsburgh (9)	15-32	H	21,673
Oct. 14	L	Tulane	3-9	A	27,177
Nov. 4	L	Villanova	16-28	A	12,300
Nov. 11	L	Army	26-29	A	28,049
Nov. 18	L	Syracuse	23-37	H	15,355
Nov. 25	L	Massachusetts	0-27	A	7,950
Dec. 2	L	Holy Cross	29-30	H	28,109
Dec. 10	L	Temple	24-28	T*	55,000
		Total Points	153-294		267,642

*Tokyo, Japan

1979

Coach: Ed Chlebek

Captains: Jeff Dziarna, Jack Kent, John Schmeding

Record: 5-6

Sept. 15	L	Tennessee	16-28	H	30,150
Sept. 22	W	Villanova	34-7	H	16,083
Sept. 29	L	Stanford	14-33	A	36,412
Oct. 6	L	Pittsburgh	7-28	A	37,146
Oct. 13	L	West Virginia	18-20	H	21,640
Oct. 20	L	Miami	8-19	A	15,013
Oct. 27	W	Army	29-16	A	40,102
Nov. 3	L	Tulane	8-41	H	12,236
Nov. 17	W	Syracuse	27-10	I*	20,248
Nov. 24	W	Massachusetts	41-3	H	28,475
Dec. 1	W	Holy Cross	27-26	A	20,141
		Total Points	229-231		277,556

*Schoellkopf Field, Ithaca, N.Y.

1980

Coach: Ed Chlebek

Captains: Mike Mayock, Tim Sherwin

Record: 7-4

Sept. 13	L	Pittsburgh (3)	6-14	A	44,820
Sept. 20	W	Stanford (11)	30-13	H	32,037
Sept. 27	L	Villanova	9-20	A	13,300
Oct. 4	L	Navy	0-21	A	27,405
Oct. 11	W	Yale	27-9	H	26,000
Oct. 18	L	Florida State (7)	7-41	A	52,396
Oct. 25	W	Army	30-14	H	23,000
Nov. 1	W	Air Force	23-0	A	16,018
Nov. 15	W	Syracuse	27-16	H	22,000
Nov. 22	W	Massachusetts	13-12	A	15,216
Nov. 29	W	Holy Cross	27-26	H	27,400
		Total Points	199-186		299,592

Head Coach Jack Bicknell

Years at BC: 1981-90 | Record at BC: 59-55-1

1981

Coach: Jack Bicknell

Captains: Jim Budness, Rich Dyer

Record: 5-6

Sept. 19	W	Texas A&M	13-12	H	31,000
Sept. 26	L	North Carolina (9)	14-56	A	40,000
Oct. 3	L	West Virginia	10-38	A	23,500
Oct. 10	L	Penn State (2)	7-38	A	84,473
Oct. 17	L	Navy	10-25	H	31,000
Oct. 24	W	Army	41-6	A	39,357
Oct. 31	L	Pittsburgh (2)	24-29	H	25,500
Nov. 7	W	Massachusetts	52-22	H	20,400
Nov. 14	L	Syracuse	17-27	A	35,623
Nov. 21	W	Rutgers	27-21	H	16,500
Nov. 28	W	Holy Cross	28-24	A	22,500
		Total Points	243-298		369,853

1982

Coach: Jack Bicknell

Captains: Jack Belcher, Russell Joyner

Record: 8-3-1

Sept. 4	W	Texas A&M	38-16	A	55,177
Sept. 18	T	Clemson (16)	17-17	A	63,000
Sept. 25	W	Navy	31-0	A	23,016
Oct. 2	W	(18) Temple	17-7	H	32,000
Oct. 9	L	(19) West Virginia	13-20	A	55,554
Oct. 16	W	Rutgers	14-13	H	28,500
Oct. 23	W	Army	32-17	A	40,397
Oct. 30	L	Penn State (8)	17-52	H	33,205
Nov. 6	W	Massachusetts	34-21	A	16,023
Nov. 13	W	Syracuse	20-13	H	21,500
Nov. 20	W	Holy Cross	35-10	H	32,800
		Total Points	268-186		372,372

Tangerine Bowl - Orlando, Fla.

Dec. 18 L Auburn (18) 26-33 N 51,296

1983

Coach: Jack Bicknell

Captains: Bob Biestek, Brian Brennan, Steve DeOssie

Record: 9-3

Sept. 3	W	Morgan State	45-12	H	31,300
Sept. 10	W	Clemson	31-16	H	32,000
Sept. 17	W	Rutgers	42-22	A	23,561
Sept. 24	L	(12) West Virginia (19)	17-27	H	32,000
Oct. 1	W	Temple	18-15	A	7,033
Oct. 8	W	Yale	42-7	A	21,108
Oct. 29	W	(19) Penn State	27-17	H-Fox	56,605
Nov. 5	W	(16) Army	34-14	A	40,749
Nov. 12	L	(13) Syracuse	10-21	A	41,225
Nov. 19	W	(18) Holy Cross	47-7	N-Fox	39,512
Nov. 25	W	(15) Alabama	20-13	H-Fox	58,047
		Total Points	333-171		383,140

Liberty Bowl - Memphis, Tenn.

Dec. 29 L (13) Notre Dame 18-19 N 47,071

1984**Coach: Jack Bicknell****Captains: Mark McDonald, David Thomas, Scott Harrington****Record: 10-2**

Sept. 1	W	(19) Western Carolina	44-24	H	32,000
Sept. 8	W	(18) Alabama (9)	38-31	A	37,821
Sept. 22	W	(10) North Carolina	52-20	H-Fox.	44,672
Oct. 13	W	(4) Temple	24-10	H	32,000
Oct. 20	L	(4) West Virginia (20)	20-21	A	60,286
Oct. 27	W	(11) Rutgers	35-23	H	32,000
Nov. 3	L	(9) Penn State	30-37	A	85,690
Nov. 10	W	(16) Army	45-31	H	32,000
Nov. 17	W	(13) Syracuse	24-16	H-Fox.	60,890
Nov. 23	W	(10) Miami (12)	47-45	A	32,035
Nov. 30	W	(8) Holy Cross	45-10	A	25,000
Total Points			404-268		474,394

Cotton Bowl - Dallas, Texas

Jan. 1	W	(8) Houston	45-28	N	67,831
--------	---	-------------	-------	---	--------

1985**Coach: Jack Bicknell****Captains: Shawn Regent, Mike Ruth, Troy Stradford****Record: 4-8**

Aug. 29	L	Brigham Young (10)	14-28	KO	51,227
Sept. 7	W	Temple	28-25	H	31,500
Sept. 14	L	Maryland (17)	13-31	H-Fox.	30,210
Sept. 21	W	Pittsburgh	29-22	A	40,922
Sept. 28	L	Miami	10-45	H-Fox.	31,864
Oct. 5	W	Rutgers	20-10	A	17,456
Oct. 12	L	Army	14-45	A	40,525
Oct. 19	L	West Virginia	6-13	H	32,000
Oct. 26	L	Cincinnati	17-24	A	17,217
Nov. 2	L	Penn State (3)	12-16	A	82,000
Nov. 16	L	Syracuse	21-41	A	45,790
Nov. 23	W	Holy Cross	38-7	H	32,000
Total Points			222-307		452,711

KO-Kickoff Classic, East Rutherford, N.J.

1986**Coach: Jack Bicknell****Captains: John Bosa, Kelvin Martin, Troy Stradford, Steve Trapilo****Record: 9-3**

Sept. 6	L	Rutgers	9-11	H	30,000
Sept. 13	W	California	21-15	H	30,544
Sept. 20	L	Penn State	14-26	H-Fox.	42,329
Oct. 4	L	Southern Methodist	29-31	A	26,432
Oct. 11	W	Maryland	30-25	A	45,380
Oct. 18	W	Louisville	41-7	H	28,105
Oct. 25	W	West Virginia	19-10	A	47,760
Nov. 1	W	Army	27-20	A	40,315
Nov. 8	W	Temple	38-29	A	17,952
Nov. 15	W	Syracuse	27-9	H	32,000
Nov. 22	W	Holy Cross	56-26	A	23,271
Total Points			311-209		364,088

Hall of Fame Bowl - Tampa, Fla.

Dec. 23	W	Georgia (17)	27-24	N	25,368
---------	---	--------------	-------	---	--------

1987**Coach: Jack Bicknell****Captains: Peter Casparriello, Dave Nugent, Jim Turner****Record: 5-6**

Sept. 5	W	Texas Christian	38-20	H	30,000
Sept. 12	W	Temple	28-7	H	27,500
Sept. 19	L	Southern California	17-23	A	46,205
Sept. 26	L	Penn State (15)	17-27	H-Fox.	50,267
Oct. 3	W	Pittsburgh	13-10	A	46,238
Oct. 10	W	Army	29-24	H	31,500
Oct. 17	L	Rutgers	24-38	A	30,253
Oct. 24	L	West Virginia	16-37	H	31,500
Oct. 31	W	Tennessee (13)	20-18	H	31,800
Nov. 7	L	Notre Dame (9)	25-32	A	59,075
Nov. 14	L	Syracuse (6)	17-45	A	49,892
Total Points			244-281		434,230

1988**Coach: Jack Bicknell****Captains: Joe Wolf, Mark Murphy****Record: 3-8**

Sept. 1	L	Southern California (8)	7-34	H	32,000
Sept. 10	W	Cincinnati	41-7	H	29,279
Sept. 17	L	Penn State (16)	20-23	A	84,000
Sept. 24	L	Texas Christian	17-31	A	25,335
Oct. 1	W	Pittsburgh	34-31	H	32,000
Oct. 15	L	Rutgers	6-17	H	32,000
Oct. 22	L	West Virginia (6)	19-59	A	63,145
Nov. 5	L	Tennessee	7-10	A	90,030
Nov. 12	L	Syracuse (15)	20-45	H	32,000
Nov. 19	W	Army	38-24	*Ire.	42,525
Nov. 26	L	Temple	28-45	A	12,892
Total Points			237-326		475,206

*Ire.-Lansdowne Road Stadium, Dublin, Ireland

1989**Coach: Jack Bicknell****Captains: Rico Labbe, Mark Kamphaus****Record: 2-9**

Sept. 9	L	Pittsburgh (23)	10-29	H	31,000
Sept. 16	L	Rutgers	7-9	A	17,105
Sept. 23	L	Penn State	3-7	A	80,000
Sept. 30	L	Ohio State	29-34	A	88,936
Oct. 4	W	Temple	35-14	H	29,223
Oct. 21	L	Navy	24-27	H	32,000
Oct. 28	L	West Virginia (15)	30-44	H	32,000
Nov. 4	L	Syracuse	11-23	A	49,781
Nov. 11	W	Army	24-17	A	41,105
Nov. 18	L	Louisville	22-36	H	24,650
Nov. 25	L	Georgia Tech	12-13	A	28,221
Total Points			207-253		454,021

1990**Coach: Jack Bicknell****Captains: Ray Hilvert, Kevin Pearson, Mike Sanders****Record: 4-7**

Sept. 8	L	Pittsburgh (17)	6-29	A	35,409
Sept. 15	L	Ohio State (17)	10-31	H	32,432
Sept. 29	W	Navy	28-17	A	25,551
Oct. 6	W	Rutgers	19-14	H	31,262
Oct. 13	W	Army	41-20	H	25,463
Oct. 20	L	Penn State	21-40	H	32,000
Oct. 27	W	West Virginia	27-14	A	56,685
Nov. 3	L	Syracuse	6-35	H	32,213
Nov. 10	L	Louisville (20)	10-17	A	57,636
Nov. 17	L	Miami	12-42	A	50,942
Nov. 24	L	Temple	10-29	H	21,067
Total Points			190-288		400,660

Head Coach Tom Coughlin

Years at BC: 1991-93 | Record at BC: 21-13-1

1991**Coach: Tom Coughlin****Captains: Game Captains****Record: 4-7**

Aug. 31	L	Rutgers	13-20	A	22,185
Sept. 7	L	Michigan (2)	13-35	H	32,071
Sept. 14	L	Georgia Tech (17)	14-30	H	26,018
Sept. 28	L	Penn State (10)	21-28	A	95,927
Oct. 12	W	Louisville	33-3	A	27,839
Oct. 19	L	West Virginia	24-41	H	28,162
Oct. 26	W	Army	28-17	A	41,209
Nov. 2	W	Pittsburgh	38-12	H	25,872
Nov. 9	W	Temple	33-13	A	12,950
Nov. 16	L	Syracuse (17)	16-38	A	45,453
Nov. 23	L	Miami (1)	14-19	H	32,000
Total Points			247-256		389,686

ALL-TIME YEAR-BY-YEAR RECORDS

1992

Coach: Tom Coughlin

Captains: Game Captains

Record: 8-3-1

Sept. 5	W	Rutgers	37-20	H	29,110
Sept. 12	W	Northwestern	49-0	H	28,888
Sept. 19	W	Navy	28-0	H	32,116
Sept. 26	W	(25) Michigan State	14-0	H	32,498
Oct. 3	T	(22) West Virginia	24-24	A	55,643
Oct. 17	W	(20) Penn State (9)	35-32	A	96,130
Oct. 24	W	(11) Tulane	17-13	A	25,646
Oct. 31	W	(11) Temple	45-6	H	32,812
Nov. 7	L	(9) Notre Dame (8)	7-54	A	59,075
Nov. 14	L	(10) Syracuse	10-27	H	33,298
Nov. 21	W	(19) Army	41-24	A	35,276
		Total Points	307-200		509,998

Hall of Fame Bowl - Tampa, Fla.

Jan. 1	L	(16) Tennessee (17)	23-28	N	52,056
--------	---	---------------------	-------	---	--------

1993

Coach: Tom Coughlin

Captains: Game Captains

Record: 9-3

Sept. 4	L	(21) Miami (5)	7-23	H	33,298
Sept. 18	L	(22) Northwestern	21-22	A	31,086
Sept. 25	W	Temple	66-14	H	33,298
Oct. 2	W	Syracuse (13)	33-29	A	48,839
Oct. 9	W	Rutgers	31-21	A	37,035
Oct. 23	W	Army	41-14	H	33,298
Oct. 30	W	Tulane	42-14	H	33,298
Nov. 6	W	Virginia Tech (25)	48-34	H	32,698
Nov. 13	W	(22) Pittsburgh	33-0	A	10,892
Nov. 20	W	(17) Notre Dame (1)	41-39	A	59,075
Nov. 26	L	(11) West Virginia (5)	14-17	H	33,298
		Total Points	377-227		386,115

Carquest Bowl - Fort Lauderdale, Fla.

Jan. 1	W	(15) Virginia	31-13	N	38,516
--------	---	---------------	-------	---	--------

Head Coach Dan Henning

Years at BC: 1994-96 | Record at BC: 16-19-1

1994

Coach: Dan Henning

Captains: Stephen Boyd, Pete Mitchell, Michael Reed, Eric Shorter

Record: 7-4-1

Sept. 3	L	Michigan (5)	26-34	A	105,936
Sept. 17	L	Virginia Tech (18)	7-12	H	44,500
Sept. 24	W	Pittsburgh	21-9	A	34,623
Oct. 8	W	Notre Dame (8)	30-11	H	44,500
Oct. 15	W	(24) Temple	45-28	H	44,500
Oct. 22	T	(22) Rutgers	7-7	H	44,500
Oct. 29	W	Army	30-3	A	39,304
Nov. 3	W	Louisville	35-14	A	38,711
Nov. 12	W	(25) Syracuse (14)	31-0	H	44,500
Nov. 19	L	(17) West Virginia	20-21	A	44,890
Nov. 26	L	(25) Miami (5)	7-23	A	60,579
		Total Points	259-162		546,543

Jeep Eagle Aloha Bowl - Honolulu, Hawaii

Dec. 25	W	Kansas State (11)	12-7	N	4,862
---------	---	-------------------	------	---	-------

1995

Coach: Dan Henning

Captains: Pete Kendall, Tim Morabito

Record: 4-8

Aug. 27	L	(22) Ohio State (12)	6-38	N	62,711
Sept. 7	W	Virginia Tech (20)	20-14	A	44,426
Sept. 16	L	Michigan (11)	13-23	H	44,500
Sept. 30	L	Michigan State	21-25	A	72,981
Oct. 7	W	Pittsburgh	17-0	H	44,500
Oct. 14	L	West Virginia	19-31	H	44,500
Oct. 21	L	Army	7-49	H	44,500
Oct. 28	L	Notre Dame (12)	10-20	A	59,075
Nov. 4	W	Temple	10-9	A	5,182
Nov. 11	L	Miami	14-17	H	44,500
Nov. 18	L	Syracuse (22)	29-58	A	49,384
Nov. 24	W	Rutgers	41-38	A	20,114
		Total Points	207-322		536,373

1996

Coach: Dan Henning

Captains: Stalin Colinet, Mark Nori, Daryl Porter, Omari Walker

Record: 5-7

Aug. 31	W	Hawaii	24-21	A	34,838
Sept. 14	L	Virginia Tech (19)	7-45	H	44,500
Sept. 21	L	Michigan (8)	14-20	A	105,291
Sept. 28	W	Navy	43-38	H	44,500
Oct. 5	L	West Virginia (19)	17-34	A	58,307
Oct. 12	W	Cincinnati	24-17	A	20,673
Oct. 19	W	Rutgers	37-13	H	44,500
Oct. 26	L	Syracuse	17-45	H	44,500
Oct. 31	L	Pittsburgh	13-20	A	26,313
Nov. 9	L	Notre Dame (17)	21-48	H	44,500
Nov. 16	W	Temple	21-20	H	42,463
Nov. 23	L	Miami (25)	26-43	A	35,540
		Total Points	264-364		545,925

Head Coach Tom O'Brien

Years at BC: 1997-2006 | Record at BC: 75-45-0

1997

Coach: Tom O'Brien

Captains: Matt Hasselbeck, Erik Storz, Shalom Tolefree

Record: 4-7

Sept. 6	L	Temple	21-28	A	5,085
Sept. 13	W	West Virginia	31-24	H	39,200
Sept. 20	W	Rutgers	35-21	A	21,117
Sept. 27	L	Cincinnati	6-24	H	40,564
Oct. 4	L	Georgia Tech	14-42	H	38,462
Oct. 11	L	Virginia Tech (23)	7-17	H	47,681
Oct. 18	L	Miami	44-45 (20T)	H	40,006
Oct. 25	L	Notre Dame	20-52	A	80,225
Nov. 1	W	Pittsburgh	22-21	H	34,796
Nov. 8	L	Syracuse (22)	13-20	A	49,153
Nov. 22	W	Army	24-20	H	13,309
		Total Points	237-314		409,598

1998

Coach: Tom O'Brien

Captains: Doug Brzezinski, Brian Maye

Record: 4-7

Sept. 5	W	Georgia Tech	41-31	A	38,229
Sept. 12	W	Rutgers	41-14	H	38,287
Sept. 19	W	Temple	31-7	H	40,496
Sept. 26	L	Louisville	28-52	A	38,231
Oct. 8	L	Virginia Tech (17)	0-17	H	37,628
Oct. 17	L	Syracuse (23)	25-42	H	43,413
Oct. 24	L	Navy	31-32	H	42,877
Oct. 31	L	Miami (25)	17-35	A	32,917
Nov. 7	L	Notre Dame (13)	26-31	H	44,500
Nov. 14	W	Pittsburgh	23-15	A	32,129
Nov. 21	L	West Virginia	10-35	A	40,573
		Total Points	308-276		429,280

1999**Coach: Tom O'Brien****Captains: Pedro Cirino, Chris Hovan, Butch Palaza****Record: 8-4**

Sept. 4	W	Baylor	30-29 (OT)	H	39,756
Sept. 18	W	Navy	14-10	A	34,052
Sept. 25	W	Rutgers	27-7	A	27,330
Oct. 2	W	Northeastern	33-22	H	43,302
Oct. 9	L	Temple	14-24	A	15,067
Oct. 16	W	Pittsburgh	20-16	H	33,574
Oct. 23	L	Miami	28-31	H	44,084
Oct. 30	W	Syracuse	25-24	A	48,487
Nov. 13	W	West Virginia	34-17	H	42,335
Nov. 20	W	(25) Notre Dame	31-29	A	80,012
Nov. 26	L	(22) Virginia Tech (2)	14-38	A	53,130
		Total Points	270-247		461,129

Insight.com Bowl - Tucson, Ariz.

Dec. 31	L	(25) Colorado	28-62	N	35,762
---------	---	---------------	-------	---	--------

2000**Coach: Tom O'Brien****Captains: Tim Hasselbeck, RaMon Johnson, Paul Zukauskas****Record: 7-5**

Sept. 2	L	West Virginia	14-34	A	49,786
Sept. 9	W	Army	55-17	A	37,544
Sept. 23	W	Navy	48-7	H	42,681
Sept. 30	L	Virginia Tech (4)	34-48	H	44,500
Oct. 7	W	Connecticut	55-3	H	35,383
Oct. 14	W	Syracuse	20-13	H	44,500
Oct. 21	L	Pittsburgh	26-42	A	31,567
Oct. 28	W	Rutgers	42-13	H	33,565
Nov. 4	W	Temple	31-3	H	35,333
Nov. 11	L	Notre Dame (11)	16-28	A	80,653
Nov. 25	L	Miami (2)	6-52	A	49,715
		Total Points	347-260		405,344

Jeep Eagle Aloha Bowl - Honolulu, Hawaii

Dec. 25	W	Arizona State	31-17	N	24,397
---------	---	---------------	-------	---	--------

2001**Coach: Tom O'Brien****Captains: Scott Bradley, Marc Colombo, Sean Guthrie****Record: 8-4**

Sept. 1	W	West Virginia	34-10	H	42,482
Sept. 8	L	Stanford	22-38	A	41,250
Sept. 22	W	Navy	38-21	A	30,064
Sept. 29	W	Army	31-10	H	43,042
Oct. 6	W	Temple	33-10	H	38,724
Oct. 13	L	Virginia Tech (6)	20-34	A	53,662
Oct. 20	W	Pittsburgh	45-7	H	41,637
Oct. 27	W	Notre Dame	21-17	H	44,500
Nov. 10	L	Miami (1)	7-18	H	44,500
Nov. 17	W	Rutgers	38-7	A	13,012
Nov. 24	L	(25) Syracuse (22)	28-39	A	45,063
		Total Points	317-211		437,936

Music City Bowl - Nashville, Tenn.

Dec. 28	W	Georgia (16)	20-16	N	46,125
---------	---	--------------	-------	---	--------

2002**Coach: Tom O'Brien****Captains: Vinny Ciurciu, Antonio Garay, Brian St. Pierre****Record: 9-4**

Aug. 31	W	Connecticut	24-16	H	40,066
Sept. 7	W	Stanford	34-27	H	41,065
Sept. 21	L	Miami (1)	6-38	A	73,622
Sept. 28	W	Central Michigan	43-0	H	41,826
Oct. 10	L	Virginia Tech (4)	23-28	H	42,826
Oct. 19	W	Navy	46-21	H	41,322
Oct. 26	L	Pittsburgh	16-19 (OT)	A	45,060
Nov. 2	W	Notre Dame (4)	14-7	A	80,935
Nov. 9	L	West Virginia	14-24	A	48,474
Nov. 16	W	Syracuse	41-20	H	36,221
Nov. 23	W	Temple	36-14	A	14,278
Nov. 30	W	Rutgers	44-14	H	33,786
		Total Points	341-228		591,353

Motor City Bowl - Detroit, Mich.

Dec. 26	W	Toledo	51-25	N	51,872
---------	---	--------	-------	---	--------

2003**Coach: Tom O'Brien****Captains: Augie Hoffmann, Josh Ott****Record: 8-5**

Aug. 30	L	Wake Forest	28-32	H	42,563
Sept. 6	W	Penn State (25)	27-14	A	106,445
Sept. 13	W	Connecticut	24-14	A	40,000
Sept. 20	L	Miami (2)	14-33	H	44,500
Sept. 27	W	Ball State	53-29	H	42,353
Oct. 11	W	Temple	38-13	A	21,862
Oct. 18	L	Syracuse	14-39	A	45,313
Oct. 25	W	Notre Dame	27-25	H	44,500
Nov. 1	L	Pittsburgh (23)	13-24	H	41,983
Nov. 8	L	West Virginia	28-35	H	39,723
Nov. 15	W	Rutgers	35-25	A	31,019
Nov. 22	W	Virginia Tech (12)	34-27	A	65,115
		Total Points	335-310		565,376

Diamond Walnut San Francisco Bowl - San Francisco, Calif.

Dec. 31	W	Colorado State	35-21	N	25,621
---------	---	----------------	-------	---	--------

2004**Coach: Tom O'Brien****Captains: Tim Bulman, Dave Kshetta, Mathias Kiwanuka****Record: 9-3**

Sept. 2	W	Ball State	19-11	A	23,718
Sept. 11	W	Penn State	21-7	H	44,500
Sept. 17	W	Connecticut	27-7	H	44,500
Sept. 25	L	Wake Forest	14-17	A	29,461
Oct. 2	W	Massachusetts	29-7	H	43,262
Oct. 16	L	Pittsburgh	17-20 (OT)	A	34,071
Oct. 23	W	Notre Dame (24)	24-23	A	80,795
Nov. 6	W	Rutgers	21-10	H	41,126
Nov. 13	W	(21) West Virginia (10)	36-17	A	58,113
Nov. 20	W	(17) Temple	34-17	A	14,081
Nov. 27	L	(17) Syracuse	17-43	H	44,500
		Total Points	259-179		458,127

Continental Tire Bowl - Charlotte, N.C.

Dec. 30	W	North Carolina	37-24	N	70,412
---------	---	----------------	-------	---	--------

ALL-TIME YEAR-BY-YEAR RECORDS

2005

Coach: Tom O'Brien

Captains: Mathias Kiwanuka, Patrick Ross

Record: 9-3

Sept. 3	W	(22) Brigham Young	20-3	A	58,108
Sept. 10	W	(18) Army	44-7	H	40,166
Sept. 17	L	(17) Florida State (8)	17-28	H	44,500
Sept. 24	W	(25) Clemson	16-13 (ot)	A	79,000
Oct. 1	W	(21) Ball State	38-0	H	40,162
Oct. 8	W	(18) Virginia	28-17	H	35,286
Oct. 15	W	(14) Wake Forest	35-30	H	33,632
Oct. 27	L	(13) Virginia Tech (3)	10-30	A	65,115
Nov. 5	L	(19) North Carolina	14-16	A	48,000
Nov. 12	W	(25) NC State	30-10	H	42,826
Nov. 19	W	(23) Maryland	31-16	A	51,585
		Total Points	283-170		538,380

MPC Computers Bowl - Boise, Idaho

Dec. 28	W	(19) Boise State	27-21	N	30,493
---------	---	------------------	-------	---	--------

2006

Coaches: Tom O'Brien, Frank Spaziani (Interim, Meineke Car Care Bowl)

Captains: Josh Beekman, Jo-Lonn Dunbar, Matt Ryan

Record: 10-3

Aug. 31	W	Central Michigan	31-24	A	25,418
Sept. 9	W	Clemson (18)	34-33 (2ot)	H	44,500
Sept. 16	W	(23) BYU	30-23 (2ot)	H	40,233
Sept. 23	L	(20) NC State	15-17	A	57,583
Sept. 30	W	Maine	22-0	H	41,162
Oct. 12	W	Virginia Tech (22)	22-3	H	44,500
Oct. 21	W	(22) Florida State	24-19	A	83,043
Oct. 28	W	(18) Buffalo	41-0	H	14,682
Nov. 4	L	(16) Wake Forest (22)	14-21	A	32,633
Nov. 11	W	(22) Duke	28-7	H	42,326
Nov. 18	W	(20) Maryland (21)	38-16	H	44,500
Nov. 23	L	(18) Miami	14-17	A	23,308
		Total Points	313-180		538,380

Meineke Car Care Bowl - Charlotte, N.C.

Dec. 30	W	(23) Navy	25-24	N	52,303
---------	---	-----------	-------	---	--------

Head Coach Jeff Jagodzinski

Years at BC: 2007-08 | Record at BC: 20-8-0

2007

Coach: Jeff Jagodzinski

Captains: Gosder Cherilus, Jo-Lonn Dunbar, Nick Larkin, Matt Ryan

Record: 11-3

Sept. 1	W	Wake Forest	38-28	H	42,292
Sept. 8	W	NC State	37-17	H	42,513
Sept. 15	W	(21) Georgia Tech (15)	24-10	A	51,112
Sept. 22	W	(14) Army	37-17	H	40,329
Sept. 29	W	(12) Massachusetts	24-14	H	44,111
Oct. 6	W	(7) Bowling Green	55-24	H	40,117
Oct. 13	W	(4) Notre Dame	27-14	A	80,795
Oct. 25	W	(3) Virginia Tech (11)	14-10	A	66,233
Nov. 3	L	(2) Florida State	17-27	H	40,065
Nov. 10	L	(8) Maryland	35-42	A	52,827
Nov. 17	W	(18) Clemson (15)	20-17	A	81,500
Nov. 24	W	(15) Miami	28-14	H	44,500
		Total Points	356-234		626,394

ACC Championship Game - Jacksonville, Fla.

Dec. 1	L	(12) Virginia Tech (6)	16-30	N	53,212
--------	---	------------------------	-------	---	--------

Champs Sports Bowl - Orlando, Fla.

Dec. 28	W	(14) Michigan State	24-21	N	46,554
---------	---	---------------------	-------	---	--------

2008

Coach: Jeff Jagodzinski

Captains: Chris Crane, Mike McLaughlin

Record: 9-5

Aug. 30	W	Kent State	21-0	A	10,788
Sept. 6	L	Georgia Tech	16-19	H	40,106
Sept. 20	W	Central Florida	34-7	H	41,267
Sept. 27	W	Rhode Island	42-0	H	32,628
Oct. 4	W	NC State	38-31	A	55,652
Oct. 18	W	Virginia Tech (17)	28-23	H	44,127
Oct. 25	L	(23) North Carolina	24-45	A	48,000
Nov. 1	L	Clemson	21-27	H	41,863
Nov. 8	W	Notre Dame	17-0	H	44,500
Nov. 15	W	Florida State (20)	27-17	A	79,792
Nov. 22	W	Wake Forest	24-21	A	30,373
Nov. 29	W	(20) Maryland	28-21	H	42,767
		Total Points	320-211		620,040

ACC Championship Game - Tampa Bay, Fla.

Dec. 6	L	(18) Virginia Tech	12-30	N	53,927
--------	---	--------------------	-------	---	--------

Champs Sports Bowl - Nashville, Tenn.

Dec. 31	L	Vanderbilt	14-16	N	54,250
---------	---	------------	-------	---	--------

Head Coach Frank Spaziani

Years at BC: 2009-present | Record at BC: 20-19-0

2009

Coach: Frank Spaziani

Captains: Rich Gunnell, Mike McLaughlin, Matt Tennant

Record: 8-5

Sept. 5	W	Northeastern	54-0	H	33,262
Sept. 12	W	Kent State	34-7	H	25,165
Sept. 19	L	Clemson	7-25	A	77,000
Sept. 26	W	Wake Forest	27-24 (ot)	H	40,892
Oct. 3	W	Florida State	28-21	H	40,029
Oct. 10	L	Virginia Tech (5)	14-48	A	66,233
Oct. 17	W	NC State	52-20	H	35,261
Oct. 24	L	Notre Dame	16-20	A	80,795
Oct. 31	W	Central Michigan	31-10	H	34,128
Nov. 14	W	Virginia	14-10	A	44,324
Nov. 21	L	North Carolina (25)	13-31	H	41,272
Nov. 28	W	Maryland	19-17	A	35,042
		Total Points	309-233		593,524

Emerald Bowl - San Francisco, Calif.

Dec. 26	L	Southern California	13-24	N	40,121
---------	---	---------------------	-------	---	--------

2010

Coach: Frank Spaziani

Captains: Alex Albright, Anthony Costanzo, Wes Davis, James McCluskey

Record: 7-6

Sept. 4	W	Weber State	38-20	H	34,168
Sept. 11	W	Kent State	26-13	H	35,122
Sept. 25	L	Virginia Tech	0-19	H	42,317
Oct. 2	L	Notre Dame	13-31	H	44,500
Oct. 9	L	NC State	17-44	A	56,859
Oct. 16	L	Florida State (16)	19-24	A	75,301
Oct. 23	L	Maryland	21-24	H	36,078
Oct. 30	W	Clemson	16-10	H	37,137
Nov. 6	W	Wake Forest	23-13	A	29,465
Nov. 13	W	Duke	21-16	A	21,420
Nov. 20	W	Virginia	17-13	H	39,263
Nov. 27	W	Syracuse	16-7	A	42,191
		Total Points	227-234		534,914

Kraft Fight Hunger Bowl - San Francisco, Calif.

Jan. 9	L	Nevada (15)	13-20	N	41,063
--------	---	-------------	-------	---	--------

2011**Coach: Frank Spaziani****Captains: Donnie Fletcher, Luke Kuechly, Ifeanyi Momah, Nathan Richman****Record: 4-8**

Sept. 3	L	Northwestern	17-24	H	37,561
Sept. 10	L	Central Florida	3-30	A	45,671
Sept. 17	L	Duke	19-20	H	35,812
Sept. 24	W	Massachusetts	45-17	H	30,176
Oct. 1	L	Wake Forest	19-27	H	38,265
Oct. 8	L	Clemson (8)	14-36	A	78,000
Oct. 22	L	Virginia Tech (16)	14-30	A	66,233
Oct. 29	W	Maryland	28-17	A	29,945
Nov. 3	L	Florida State	7-38	H	38,729
Nov. 12	W	NC State	14-10	H	33,712
Nov. 19	L	Notre Dame (24)	14-16	A	80,795
Nov. 25	W	Miami	24-17	A	43,952
		Total Points	218-282		558,851

2012**Coach: Frank Spaziani****Captains: Emmett Cleary, Jim Noel, Chris Pantale, Kaleb Ramsey****Record: 2-10**

Sept. 1	L	Miami	32-41	H	39,262
Sept. 8	W	Maine	34-3	H	30,685
Sept. 15	L	Northwestern	13-22	A	32,597
Sept. 29	L	Clemson (17)	31-45	H	40,138
Oct. 6	L	Army	31-34	A	39,492
Oct. 13	L	Florida State (11)	7-51	A	81,075
Oct. 20	L	Georgia Tech	17-37	A	40,112
Oct. 27	W	Maryland	20-17	H	33,267
Nov. 3	L	Wake Forest	14-28	A	28,963
Nov. 10	L	Notre Dame (4)	6-21	H	44,500
Nov. 17	L	Virginia Tech	23-30(OT)	H	34,266
Nov. 24	L	NC State	10-27	A	53,020
		Total Points	238-356		222,118

2013**Coach: Steve Addazio****Captains: Ian White, Kasim Edebali****Record: 7-6**

Aug. 31	W	Villanova	24-14	H	30,922
Sept. 6	W	Wake Forest	24-10	H	32,465
Sept. 14	L	Southern California	7-35	A	62,006
Sept. 28	L	Florida State (8)	34-48	H	40,129
Oct. 5	W	Army	48-27	H	33,128
Oct. 12	L	Clemson (3)	14-24	A	77,506
Oct. 26	L	North Carolina	10-34	A	43,000
Nov. 2	W	Virginia Tech	34-27	H	30,129
Nov. 9	W	New Mexico State	48-34	A	14,997
Nov. 16	W	NC State	38-21	H	31,262
Nov. 23	W	Maryland	29-26	A	32,147
Nov. 30	L	Syracuse	31-34	A	37,406
		Total Points	360-376		198,035

Advocare v1000 Independence Bowl - Shreveport, La.

Dec. 31 L Arizona 19-42 N 36,917

Key

A – Away Game; BFG – Brockton Fairgrounds; H – Home Game on BC Campus; H-BF – Home Game at Braves Field; H-Fen. – Home Game at Fenway Park; H-Fox. – Home Game at Foxboro, MA; H-Harv. – Home Game at Harvard Stadium; LSG – Locust Street Grounds; MAG – Massachusetts Avenue Grounds; NC – Newton Center; SBG – Stony Brook Grounds; SEG – South End Grounds

ALL-TIME RESULTS

AIR FORCE [3-4-0]

H: 1-2, A: 2-2, N: 0-0

1963	A	7-34
1964	H	13-7
1970	A	10-35
1972	H	9-13
1977	A	36-34
1978	H	7-18
1980	A	23-0

ALABAMA [3-1-0]

H: 2-0, A: 1-0, N: 0-1

1942	N	21-37
1946	H	13-7
1983	H	20-13
1984	A	38-31

ALLEGHENY [2-0-0]

H: 2-0, A: 0-0, N: 0-0

1924	H	13-0
1925	H	14-7

ARIZONA [0-1-0]

H: 0-0, A: 0-0, N: 0-1

2013	N	19-42
------	---	-------

ARIZONA STATE [1-0-0]

H: 0-0, A: 0-0, N: 1-0

2000	N	31-17
------	---	-------

ARMY [25-13-0]

H: 12-2, A: 13-11, N: 0-0

1917	A	7-14
1919	A	0-13
1959	A	8-44
1960	A	7-20
1964	A	13-19
1965	A	0-10
1967	H	10-21
1968	A	25-58
1969	A	7-38
1970	H	21-13
1975	A	31-0
1976	A	27-10
1977	H	49-28
1978	A	26-29
1979	A	29-16
1980	H	30-14
1981	A	41-6
1982	A	32-17
1983	A	34-14
1984	H	45-31
1985	A	14-45
1986	A	27-20
1987	H	29-24
1988	A	38-24
1989	A	24-17
1990	H	41-20
1991	A	28-17
1992	A	41-24
1993	H	41-14
1994	A	30-3
1995	H	7-49
1997	H	24-20
2000	A	55-17
2001	H	31-10
2005	H	44-7
2007	H	37-17
2012	A	31-34
2013	H	48-27

AUBURN [2-1-0]

H: 2-0, A: 0-0, N: 0-1

1933	H	13-7
1940	H	33-7
1982	N	26-33

BALL STATE [3-0-0]

H: 2-0, A: 1-0, N: 0-0

2003	H	53-29
2004	A	19-11
2005	H	38-0

BATES [0-2-1]

H: 0-0, A: 0-1, N: 0-0

1899	O	0-1
1901	O	0-6
1902	A	5-17

BAYLOR [3-0-0]

H: 2-0, A: 1-0, N: 0-0

1921	A	23-7
1922	H	33-0
1999	H	30-29, OT

BOISE STATE [1-0-0]

H: 0-0, A: 0-0, N: 1-0

2005	N	27-21
------	---	-------

BOSTON U. [27-4-1]

H: 22-1, A: 3-1-0, N: 1-0

1893	H	10-6
1894	A	0-28
1895	O	0-22
1896	SEC	10-0
1920	H	34-0
1921	H	13-0
1922	H	20-6
1923	H	54-7
1925	H	27-7
1928	H	33-0
1929	H	47-0
1931	H	18-6
1932	H	21-6
1933	H	25-0
1934	H	10-0
1935	H	25-6
1936	H	0-0-T
1937	H	6-13
1938	H	21-14
1939	H	19-0
1940	H	21-0
1942	H	19-7
1943	H	37-0
1954	H	7-6
1955	A	40-12
1956	H	13-0
1957	A	27-2
1958	H	18-13
1959	A	7-26
1960	H	23-14
1961	A	10-7
1962	H	41-25

BOWDOIN [0-2-0]

H: 0-0, A: 0-2, N: 0-0

1914	A	0-20
1915	A	0-14

BOWLING GREEN [1-0-0]

H: 1-0, A: 0-0, N: 0-0

2007	H	55-24
------	---	-------

BRANDEIS [2-0-0]

H: 2-0, A: 0-0, N: 0-0

1955	H	27-0
1956	H	52-0

BRIGHTON YOUNG [2-1-0]

H: 1-0, A: 1-0, N: 0-1

1985	N	14-28
2005	A	20-3
2006	H	30-23, 2OT

BROOKLYN [2-0-0]

H: 2-0, A: 0-0, N: 0-0

1943	H	37-6
1944	H	24-21

BROWN [0-5-0]

H: 0-0, A: 0-3, N: 0-0

1898	H	0-6
1899	H	0-18
1901	A	0-12
1917	A	2-7
1945	A	6-51

BUFFALO [6-2-0]

H: 6-2, A: 0-0, N: 0-0

1963	H	15-0
1965	H	18-6
1966	H	22-21
1967	H	14-26
1968	H	31-12
1969	H	21-35
1970	H	65-12
2006	H	41-0

C.C.N.Y. [1-0-0]

H: 1-0, A: 0-0, N: 0-0

1944	H	33-0
------	---	------

CALIFORNIA [1-0-0]

H: 1-0, A: 0-0, N: 0-0

1986	H	21-15
------	---	-------

CANISUS [5-0-0]

H: 4-0, A: 1-0, N: 0-0

1922	H	13-7
1923	H	21-0
1928	A	24-0
1929	H	40-6
1938	H	63-12

CATHOLIC [7-0-0]

H: 7-0, A: 0-0, N: 0-0

1914	H	14-0
1925	H	6-0
1926	H	28-0
1928	H	38-6
1929	H	13-6
1930	H	54-7
1931	H	26-7

CENTENARY [1-1-0]

H: 1-1, A: 0-0, N: 0-0

1923	H	14-0
1924	H	9-10

CENTRAL FLORIDA [1-1-0]

H: 1-0, A: 0-1, N: 0-0

2008	H	34-7
2011	A	3-30

CENTRAL MICHIGAN [3-0-0]

H: 2-0, A: 1-0, N: 0-0

2002	H	43-0
2006	A	31-24
2009	H	31-10

CENTRE [5-0-0]

H: 5-0, A: 0-0, N: 0-0

1931	H	7-0
1932	H	7-0
1933	H	6-0
1934	H	7-0
1940	H	40-0

CINCINNATI [4-3-0]

H: 3-1, A: 1-2, N: 0-0

1961	H	23-0
1964	H	10-0
1967	A	21-27
1985	A	17-24
1988	H	41-7
1996	A	24-17
1997	H	6-24

CLEMSON [9-12-2]

H: 6-6-1, A: 3-5-1, N: 0-1

1939	N	3-6
1941	H	13-26
1942	H	14-7
1947	H	32-22
1948	H	19-26
1949	A	40-27
1950	H	14-35
1951	A	2-21
1952	H	0-13
1953	H	14-14
1958	A	12-34
1960	H	25-14
1982	A	17-17
1983	H	31-16
2005	A	16-13, OT
2006	H	34-33, 2OT
2007	A	20-17
2008	H	21-27
2009	A	7-25
2010	H	16-10
2011	A	14-31
2012	H	31-45
2013	A	14-24

COLBY [0-2-0]

H: 0-0, A: 0-2, N: 0-0

1911	A	0-18
1912	A	0-55

COLORADO [0-1-0]

H: 0-0, A: 0-0, N: 0-1

1999	N	28-62
------	---	-------

COLORADO STATE [1-0-0]

H: 0-0, A: 0-0, N: 1-0

2003	N	35-21
------	---	-------

CONNECTICUT [10-0-2]

H: 5-0-1, A: 5-0-1, N: 0-0

1908	A	0-0-T
1909	H	17-0
1910	H	0-0-T
1912	A	13-0
1913	A	47-0
1915	A	7-6
1927	A	19-0
1928	H	51-13
2000	H	55-3
2002	H	24-16
2003	A	24-14
2004	H	27-7

DARTMOUTH [1-2-0]

H: 1-0, A: 0-1, N: 0-0

1901	H	0-45
1916	A	6-32
1959	H	35-12

DAYTON [4-0-0]

H: 3-0, A: 1-0, N: 0-0

1929	A	23-7
1930	H	15-6
1931	H	13-0
1957	H	41-14

DETROIT [12-7-0]

H: 7-4, A: 5-3, N: 0-0

1921	H	0-28
1922	A	8-10
1937	H	0-14
1938	H	9-6
1939	A	20-13
1951	H	13-19
1952	A	23-20
1953	H	33-20
1954	A	12-7
1955	H	23-0
1956	A	7-12
1957	A	20-16
1958	H	40-0
1959	A	21-9
1960	H	17-19
1961	A	3-20
1962	H	27-0
1963	H	20-12
1964	H	17-9

DRAKE [1-0-0]

H: 1-0, A: 0-0, N: 0-0

1952	H	20-14
------	---	-------

DUKE [4-2-0]

H: 3-2, A: 1-0, N: 0-0

1922	H	9-25
1928	H	19-0
1929	H	20-12
2006	H	28-7
2010	H	21-16
2011	H	19-20

FLORIDA [1-1-0]

H: 1-1, A: 0-0, N: 0-0

1938	H	33-0
1939	H	0-7

FLORIDA STATE [4-8-0]

H: 2-5, A: 2-3, N: 0-0

1957	H	20-7
1976	H	9-28
1980	A	7-41
2005	H	17-28
2006	A	24-19
2007	H	17-27
2008	A	27-17
2009	H	28-21
2010	A	19-24
2011	H	7-38
2012	A	7-51
2013	H	34-48

FORDHAM [14-11-2]

H: 11-7-1, A: 3-4-1, N: 0-0

1912	A	0-14
1913	H	27-27
1914	A	3-14
1915	H	3-0
1918	H	0-14
1920	H	20-0
1921	A	0-0-T
1922	H	27-0
1923	H	20-0
1924	H	28-0
1926	H	27-0
1927	A	27-7
1928	H	19-7
1929	H	6-7
1930	H	0-3
1931	H	0-20
1932	H	3-0
1933	A	6-32
1934	H	0-6
1935	A	0-19
1942	H	56-6
1949	H	20-12
1950	H	6-26
1951	H	19-35
1952	H	14-13
1953	A	20-13
1954	A	21-7

GENEVA [0-1-0]

H: 0-1, A: 0-0, N: 0-0</

HOLY CROSS
[48-31-3]

H: 36-21, A: 10-10, N: 2-0

1896	A	6-2
1896	H	8-6
1897	A	4-10
1897	H	12-0
1898	A	0-0 T
1898	H	11-0
1899	H	17-0
1901	A	0-11
1902	H	0-22
1910	A	3-34
1911	A	5-13
1913	A	0-13
1914	A	0-10
1915	H	0-9
1916	H	17-14
1917	H	34-6
1919	H	9-7
1920	H	14-0
1921	H	0-41
1922	H	17-13
1923	H	16-7
1924	H	0-33
1925	H	16-6
1926	H	0-0 T
1927	H	6-0
1928	H	19-0
1929	H	12-0
1930	H	0-7
1931	H	6-7
1932	A	0-0 T
1933	H	13-9
1934	H	2-7
1935	H	6-20
1936	H	13-12
1937	H	0-20
1938	H	7-29
1939	H	14-0
1940	H	7-0
1941	H	14-13
1942	H	12-55
1944	H	14-30
1945	H	0-46
1946	H	6-13
1947	H	6-20
1948	H	21-20
1949	H	76-0
1950	H	14-32
1951	H	19-14
1952	H	7-21
1953	H	6-0
1954	H	31-13
1955	H	26-7
1956	H	0-7
1957	A	0-14
1958	H	26-8
1959	A	14-0
1960	H	12-16
1961	A	26-38
1962	H	48-12
1963	A	0-9
1964	H	10-8
1965	A	35-0
1966	H	26-32
1967	A	13-6
1968	H	40-20
1970	H	54-0
1971	N	21-7
1972	H	41-11
1973	A	42-21
1974	H	38-6
1975	A	24-10
1976	A	59-6
1977	A	20-5
1978	H	29-30
1979	A	13-10
1980	H	27-26
1981	A	28-24
1982	H	35-10
1983	N	47-7
1984	A	45-10
1985	H	38-7
1986	A	56-26

HOUSTON [2-1-0]**H: 2-0, A: 0-1, N: 0-0**

1961	A	0-21
1962	H	14-0
1985	H	45-28

IDAHO [1-0-0]**H: 1-0, A: 0-0, N: 0-0**

1940	H	60-0
------	---	------

INDIANA [1-0-0]**H: 1-0, A: 0-0, N: 0-0**

1938	H	14-0
------	---	------

IOWA STATE [1-0-0]**H: 1-0, A: 0-0, N: 0-0**

1961	H	14-10
------	---	-------

KANSAS STATE [4-0-0]**H: 3-0, A: 0-0, N: 1-0**

1937	H	21-7
1939	H	38-7
1947	H	49-13
1994	N	12-7

KENT STATE [3-0-0]**H: 2-0, A: 1-0, N: 0-0**

2008	A	21-0
2009	H	34-7
2010	H	26-13

KENTUCKY [1-0-0]**H: 1-0, A: 0-0, N: 0-0**

1937	H	13-0
------	---	------

LAFAYETTE [0-1-0]**H: 0-1, A: 0-0, N: 0-0**

1922	H	0-19
------	---	------

LEBANON VALLEY [1-0-0]**H: 1-0, A: 0-0, N: 0-0**

1939	H	45-0
------	---	------

LSU [0-2-0]**H: 0-1, A: 0-1, N: 0-0**

1947	H	13-14
1953	A	6-42

LOUISVILLE [3-3-0]**H: 2-1, A: 1-2, N: 0-0**

1986	H	41-7
1989	H	22-36
1990	A	10-17
1991	H	33-3
1994	A	35-14
1998	A	28-52

LOYOLA (ILL.) [1-0-0]**H: 0-0, A: 1-0, N: 0-0**

1930	A	19-0
------	---	------

LOYOLA (MO.) [2-0-0]**H: 2-0, A: 0-0, N: 0-0**

1932	H	14-0
1933	H	37-0

MAINE [4-3-0]**H: 4-0, A: 0-3, N: 0-0**

1913	A	0-6
1914	A	6-27
1915	A	0-14
1929	H	42-0
1967	H	56-0
2006	H	22-0
2012	H	34-3

MANHATTAN [3-0-0]**H: 3-0, A: 0-0, N: 0-0**

1928	H	60-6
1940	H	25-0
1941	H	26-13

MARIETTA [2-0-0]**H: 2-0, A: 0-0, N: 0-0**

1921	H	13-3
1921	H	14-0

MARQUETTE [6-6-1]**H: 3-3-1, A: 3-3, N: 0-0**

1923	H	6-7
1924	H	34-7
1929	A	6-20
1930	H	0-6
1931	H	0-7
1932	A	0-13
1934	A	19-7
1955	H	13-13 T
1956	A	26-19
1957	H	19-14
1958	A	21-13
1959	H	16-0
1960	A	12-13

MARYLAND [8-3-0]**H: 3-1, A: 5-1, N: 0-1**

1985	N	13-31
1986	A	30-25
2005	A	31-16
2006	H	38-16
2007	A	35-42
2008	H	28-21
2009	A	19-17
2010	H	21-24
2011	A	28-17
2012	H	20-17
2013	A	29-26

MASSACHUSETTS [19-5-0]**H: 12-3, A: 7-2, N: 0-0**

1899	H	18-0
1901	H	0-11
1902	H	0-30
1912	H	0-42
1966	A	14-7
1967	H	25-0
1968	A	21-6
1969	H	35-30
1970	A	21-10
1971	H	35-0
1972	A	7-28
1973	H	59-14
1974	A	70-8
1975	H	24-14
1976	A	35-0
1977	H	34-7
1978	A	0-27
1979	H	41-3
1980	A	13-12
1981	H	52-22
1982	A	34-21
2004	H	29-7
2007	H	24-14
2011	H	45-17

MIT [1-1-0]**H: 0-0, A: 0-0, N: 0-0**

1893	A	0-6
1899	A	24-0

MELVILLE P.T. [0-1-0]**H: 0-1, A: 0-0, N: 0-0**

1944	H	0-45
------	---	------

MERCHANT MARINE [1-1-0]**H: 1-0, A: 0-1, N: 0-0**

1945	A	20-33
1946	H	56-7

MIAMI (FLA.) [5-24-0]**H: 3-9-0, A: 2-14-0, N: 0-1-0**

1955	A	7-14
1956	A	6-27
1958	H	6-2
1960	A	7-10
1964	A	6-30
1965	A	6-27
1973	A	10-15
1975	H	21-7
1976	H	6-13
1979	A	8-19
1984	A	47-45
1985	N	10-45
1990	A	12-42
1991	H	14-19
1993	H	7-23
1994	A	7-23
1995	H	14-17
1996	A	26-43
1997	H	44-45, 20T
1998	A	17-35
1999	H	28-31
2000	A	6-52
2001	H	7-18
2002	A	6-38
2003	H	14-33
2006	H	14-17
2007	H	28-14
2011	A	24-17
2012	H	32-41

MICHIGAN [0-4-0]**H: 0-2, A: 0-2, N: 0-0**

1991	H	13-33
1994	A	26-34
1995	H	13-23
1996	A	14-20

MICHIGAN STATE [4-1-1]**H: 2-0-1, A: 1-1, N: 1-0**

1935	H	18-6
1936	H	13-13 T
1946	A	34-20
1992	H	14-0
1995	A	21-25
2007	N	24-21

MIDDLEBURY [2-0-0]**H: 2-0, A: 0-0, N: 0-0**

1917	H	31-6
1919	H	25-0

MISSISSIPPI [0-3-1]**H: 0-0-1, A: 0-3, N: 0-0**

1948	A	13-32
1949	A	25-25 T
1950	A	0-54
1951	A	7-34

MORGAN STATE [1-0-0]**H: 1-0, A: 0-0, N: 0-0**

1983	H	45-12
------	---	-------

NAVY [18-11-0]**H: 7-8, A: 10-3, N: 1-0**

1928	A	6-0
1957	H	6-46
1958	H	8-24
1959	H	7-22
1960	H	6-26
1962	H	7-27
1966	A	7-27
1968	A	49-15
1969	H	21-14
1970	A	28-14
1971	A	49-6
1972	A	20-27
1973	H	44-7
1974	A	14-0
1975	H	17-3
1976	A	17-13
1978	H	8-19
1980	A	0-21
1981	H	10-25
1982	A	31-0
1989	H	24-27
1990	A	28-17
1992	H	28-0
1996	H	43-38
1998	H	31-32
1999	A	14-10
2000	H	48-7
2001	A	38-21
2002	H	46-21
2006	N	25-24

NEVADA [0-1-0]**H: 0-0, A: 0-0, N: 0-0**

2010	N	13-20
------	---	-------

NEW HAMPSHIRE [6-5-0]**H: 4-0, A: 1-1, N: 0-0**

1899	H	6-0
1901	H	17-0
1902	H	6-10
1908	H	0-18
1909	H	6-11
1910	H	0-11
1911	A	0-12
1914	A	20-3
1916	H	19-0
1935	H	19-6
1936	H	12-0

NEW MEXICO STATE [1-0-0]**H: 0-0, A: 1-0, N: 0-0**

2013	A	48-34
------	---	-------

NYU [3-0-0]**H: 2-0, A: 1-0, N: 0-0**

1944	H	41-13
1945	H	28-0
1946	A	72-6

ALL-TIME RESULTS

UNIVERSITY OF THE PACIFIC (1-0-0)

H: 1-0, A: 0-0, N: 0-0
1958 H 25-12

PENN STATE (4-19-0)

H: 2-10, A: 2-9, N: 0-0
1949 A 14-32

1950 H 13-20
1965 H 0-17
1966 A 30-31
1967 H 28-50
1968 H 0-29
1969 A 16-38
1970 H 3-28
1972 H 26-45
1981 A 7-38
1982 H 17-52
1983 H 27-47
1984 A 30-37
1988 A 12-16
1986 H 14-26
1987 H 17-27
1988 A 20-23
1989 A 3-7
1990 H 21-40
1991 A 21-28
1992 A 35-32
2003 A 27-14
2004 H 21-7

PITTSBURGH (13-16-0)

H: 8-7, A: 5-9, N: 0-0

1959 H 14-22
1970 A 21-6
1971 H 40-22
1972 A 20-35
1973 H 14-28
1974 A 11-35
1977 H 7-45
1978 H 15-32
1979 A 7-28
1980 A 6-14
1981 H 24-29
1985 H 29-2
1987 A 13-10
1988 H 34-31
1989 H 0-29
1990 A 6-29
1991 H 38-12
1993 A 33-0
1994 A 21-9
1995 H 17-0
1996 A 13-20
1997 H 22-21
1998 A 23-15
1999 H 20-16
2000 A 26-42
2001 H 45-7
2002 A 16-19, OT
2003 H 13-24
2004 A 17-20, OT

PROVIDENCE (6-1-0)

H: 6-1, A: 0-0, N: 0-0

1921 H 25-0
1923 H 28-0
1924 H 47-0
1925 H 51-0
1934 H 7-13
1935 H 20-6
1936 H 26-0

QUANTICO MARINES (2-1-0)

H: 2-1, A: 0-0, N: 0-0

1930 H 13-7
1956 H 6-20
1957 H 13-7

RHODE ISLAND (5-2-0)

H: 3-0, A: 2-0, N: 0-0

1909 0-9
1911 0-25
1913 A 27-0
1914 A 21-0
1916 H 39-0
1917 H 48-0
2008 H 42-0

RICHMOND (4-1-0)

H: 3-1, A: 1-0, N: 0-0

1951 H 21-7
1952 H 14-7
1953 H 0-14
1965 H 38-7
1971 A 24-0

RUTGERS (19-6-1)

H: 10-3-1, A: 9-3, N: 0-0

1919 H 7-13
1956 A 32-0
1981 H 27-21
1982 H 14-13
1983 A 42-22
1984 H 35-23
1985 A 20-10
1986 H 9-11
1987 A 24-38
1988 H 6-17
1989 A 7-9
1990 H 19-14
1991 A 13-20
1992 H 37-20
1993 A 31-21
1994 H 7-7
1995 A 41-38
1996 H 37-13
1997 A 35-21
1998 H 41-14
1999 A 27-7
2000 H 42-13
2001 A 38-7
2002 H 44-14
2003 A 35-25
2004 H 21-10

ST. ANSELM (11-3-3)

H: 7-0-1, A: 4-2, N: 0-0-1

1894 A 0-22
1894 A 0-10
1908 H 0-0
1908 A 11-0
1909 MAG 6-6 T
1909 A 3-6
1911 A 7-0
1912 A 7-0
1913 A 19-0
1914 H 27-0
1933 H 22-0
1934 H 18-6
1935 H 13-2
1940 H 0-0
1939 H 28-0
1940 H 55-0
1941 H 78-0

ST. BONAVENTURE (0-0-1)

H: 0-0-1, A: 0-0, N: 0-0

1948 H 7-7 T

ST. JOSEPH'S (1-0-0)

H: 1-0, A: 0-0, N: 0-0

1939 H 20-6

SAINT LOUIS (1-0-0)

H: 0-0, A: 1-0, N: 0-0

1926 A 61-0

ST. MARY'S (CALIF.) (2-0-0)

H: 2-0, A: 0-0, N: 0-0

1947 H 25-7
1948 H 19-7

SCRANTON (2-0-0)

H: 2-0, A: 0-0, N: 0-0

1945 H 12-0
1958 H 48-0

SOUTHERN CALIFORNIA (0-4-0)

H: 0-1, A: 0-2, N: 0-1

1987 A 17-23
1988 H 7-34
2009 N 13-24
2013 A 7-35

SMU (0-1-0)

H: 0-0, A: 0-1, N: 0-0

1986 A 29-31

SPRINGFIELD (4-1-0)

H: 2-0, A: 2-1, N: 0-0

1913 A 6-27
1920 A 12-0
1934 A 14-0
1935 H 39-0
1954 H 42-6

SQUANTUM N.A.S. (1-0-0)

H: 1-0, A: 0-0, N: 0-0

1945 H 13-0

STANFORD (2-2-0)

H: 2-0; A: 0-2; N: 0-0

1979 A 14-33
1980 H 30-13
2001 A 22-38
2002 H 34-27

SYRACUSE (18-29-0)

H: 12-10, A: 6-19, N: 0-0

1924 A 0-10
1944 H 19-12
1958 A 14-24
1961 H 13-28
1962 A 0-12
1963 A 21-32
1964 H 21-14
1965 A 13-21
1966 H 0-30
1967 H 20-32
1969 A 35-10
1971 A 10-3
1972 H 37-0
1973 A 13-24
1974 H 45-0
1975 A 14-22
1976 H 28-14
1977 A 3-20
1978 H 23-37
1979 A 27-10
1980 H 27-16
1981 A 17-27
1982 H 20-13
1983 A 10-21
1984 H 24-16
1985 A 21-41
1986 H 27-9
1987 A 17-45
1988 H 20-45
1989 H 11-23
1990 H 6-35
1991 A 16-38
1992 H 10-27
1993 A 33-29
1994 H 31-0
1995 A 29-58
1996 H 17-45
1997 A 13-20
1998 H 25-42
1999 A 24-23
2000 H 20-13
2001 A 28-39
2002 H 41-20
2003 A 14-39
2004 H 17-43
2010 A 16-7
2013 A 31-34

TEMPLE (28-7-2)

H: 18-2-1, A: 10-4-1, N: 0-1

1936 H 0-14
1937 H 0-0 T
1938 A 26-26 T
1939 H 19-0
1940 H 33-20
1941 H 31-0
1942 H 28-0
1954 A 12-9
1971 A 17-3
1972 H 49-27
1973 H 45-0
1974 A 7-34
1975 A 27-9
1978 N 24-28
1982 H 17-7
1983 A 18-15
1984 H 24-10
1985 H 28-25
1986 A 38-29
1987 H 28-7
1988 A 28-45
1989 H 35-14
1990 H 10-29
1991 A 33-13
1992 H 45-6
1993 H 66-14
1994 H 45-28
1995 A 10-9
1996 H 21-20
1997 A 21-28
1998 H 31-7
1999 A 14-24
2000 H 31-3
2001 H 33-10
2002 A 36-14
2003 A 38-13
2004 A 34-17

TENNESSEE (2-8-0)

H: 1-3, A: 0-4, N: 1-1

1940 N 19-13
1941 H 7-14
1946 H 13-33
1947 A 13-38
1964 A 14-16
1977 A 18-24
1979 H 16-28
1987 H 20-18
1988 A 7-10
1993 N 23-38

TEXAS (1-2-0)

H: 1-1, A: 0-1, N: 0-0

1974 H 19-42
1976 H 14-13
1977 A 0-44

TEXAS A&M (3-1-0)

H: 1-1, A: 2-0, N: 0-0

1973 A 32-24
1978 H 2-37
1981 H 13-12
1982 A 38-16

TEXAS CHRISTIAN (1-1-0)

H: 1-0, A: 0-1, N: 0-0

1987 H 38-20
1988 A 17-31

TEXAS TECH (1-2-0)

H: 1-0, A: 0-2, N: 0-0

1961 A 6-14
1962 H 41-13
1971 A 6-14

TOLEDO (1-0-0)

H: 0-0, A: 0-0, N: 1-0

2002 N 51-25

TRINITY (CONN.) (1-0-0)

H: 0-0, A: 1-0, N: 0-0

1916 A 21-7

TUFTS (3-8-0)

H: 3-0, A: 0-4, N: 0-0

1895 0-28
1896 0-22
1897 0-12
1898 5-6
1900 A 0-12
1902 0-6
1915 A 0-26
1916 A 0-13
1917 H 20-0
1918 H 54-0
1920 H 17-0

TULANE (6-7-0)

H: 3-2, A: 3-5, N: 0-0

1940 A 7-7
1941 A 7-21
1942 A 14-28
1968 H 28-24
1972 H 0-10
1973 A 16-21
1974 H 27-3
1975 H 7-17
1976 A 7-7
1978 A 3-9
1979 A 8-41
1992 A 17-13
1993 H 42-14

UNDERBILT (2-1-0)

H: 1-0, A: 1-0, N: 0-1

1962 A 27-22
1963 H 19-6
2008 N 14-16

VERMONT (1-0-1)

H: 1-0-1, A: 0-0, N: 0-0

1923 H 0-0 T
1924 H 33-7

VILLANOVA (30-15-1)

H: 23-9-1, A: 7-6, N: 0-0

1922 H 15-3
1923 H 41-0
1926 H 19-7
1927 H 7-13
1929 H 7-7 T
1930 A 0-7
1931 H 6-12
1932 H 9-20
1933 H 9-0
1934 H 6-4
1945 A 0-41
1946 H 14-12
1947 H 6-0
1948 H 20-13
1949 H 14-28
1950 H 7-29
1951 H 20-13
1952 H 7-28
1953 H 7-15
1955 H 28-14
1956 H 7-6
1957 H 12-9
1958 H 19-21
1959 H 39-6
1960 A 20-6
1961 H 22-6
1962 A 28-13
1963 H 34-0
1964 A 8-7
1965 H 28-0
1966 A 0-19
1967 A 27-24
1968 H 28-15
1969 H 6-24
1970 A 28-21
1971 H 23-7
1972 A 21-20
1973 H 11-7
1974 A 55-7
1975 H 41-12
1976 A 3-22
1977 H 17-0
1978 A 16-28
1979 H 34-7
1980 A 9-20
2013 H 24-14

ALL-TIME SERIES RECORDS

Team	First	Last	W	L	T	Team	First	Last	W	L	T
Air Force	1963	1980	3	4	0	Michigan	1991	1996	0	4	0
Alabama	1962	1984	3	1	0	Michigan St.	1935	2007	4	1	1
Alliaghney	1924	1925	2	0	0	Middlebury	1917	1919	2	0	0
Arizona	2013	2013	0	1	0	Mississippi	1948	1951	0	3	1
Arizona St.	2000	2000	1	0	0	Morgan St.	1983	1983	1	0	0
Army	1917	2013	25	13	0	Navy	1928	2002	18	11	0
Auburn	1939	1982	2	1	0	Nevada	2010	2010	0	1	0
Ball State	2003	2005	3	0	0	New Hamp.	1899	1936	6	5	0
Bates	1899	1902	0	2	1	New Mexico St.	2013	2013	1	0	0
Baylor	1921	1999	3	0	0	NVU	1944	1946	3	0	0
Boston U.	1893	1962	27	4	1	North Caro.	1981	2013	2	5	0
Bowdoin	1914	1915	0	2	0	NC State	1936	2013	7	4	0
BGSU	2007	2007	1	0	0	Ne eastern	1936	2009	5	0	0
Brandeis	1955	1956	1	0	0	N. Illinois	1971	1971	1	0	0
BUJ	1985	2006	2	1	0	N western	1961	2012	1	4	0
Brooklyn	1943	1944	2	0	0	Norwich	1914	1918	4	0	0
Brown	1898	1945	0	5	0	Notre Dame	1975	2012	9	13	0
Buffalo	1963	1970	6	2	0	Ohio St.	1989	1995	0	3	0
C.C.N.Y.	1944	1944	1	0	0	Ohio U.	1966	1966	0	1	0
California	1986	1986	1	0	0	Oklahoma	1949	1950	0	2	0
Canisius	1922	1938	5	0	0	Pacific	1958	1958	1	0	0
Catholic	1914	1931	7	0	0	Penn St.	1949	2004	4	19	0
Centenary	1923	1924	1	1	0	Pittsburgh	1959	2004	13	16	0
Central Fla.	2008	2011	1	1	0	Providence	1921	1936	6	1	0
Central Mich.	2002	2009	3	0	0	Quant. Marines	1930	1957	2	1	0
Centre	1931	1940	5	0	0	Rhode Island	2009	2008	5	2	0
Cincinnati	1961	1997	4	3	0	Richmond	1951	1971	4	1	0
Clemson	1939	2013	9	12	2	Rutgers	1919	2004	19	6	1
Colby	1911	1912	0	2	0	St. Anselm	1894	1941	11	3	3
Colorado	1999	1999	0	1	0	St. Bonaventura	1948	1948	0	0	1
Colorado St.	2003	2003	1	0	0	St. Joseph's	1939	1939	1	0	0
Connecticut	1908	2004	10	2	0	Saint Louis	1926	1926	1	0	0
Dartmouth	1900	1959	1	2	0	St. Mary's (CA)	1947	1948	2	0	0
Dayton	1929	1957	4	0	0	Scranton	1945	1958	2	0	0
Detroit	1921	1964	12	7	0	Southern Cal	1987	2013	0	4	0
Drake	1952	1952	1	0	0	SMU	1986	1986	0	1	0
Duke	1927	2011	4	2	0	Springfield	1913	1954	4	1	0
Florida	1938	1939	1	1	0	Squaw, N.A.S.	1945	1945	1	0	0
Florida St.	1957	2013	4	8	0	Stanford	1979	2002	2	2	0
Fordham	1912	1954	14	11	2	Syracuse	1924	2013	18	29	0
Geneva	1927	1927	0	1	0	Temple	1936	2004	28	7	2
Georgetown	1919	1950	11	5	1	Tennessee	1940	1993	2	8	0
Georgia	1950	2001	2	2	0	Texas	1974	1977	1	2	0
Ge. Tech.	1972	2012	2	6	0	Texas A&M	1973	1982	3	1	0
Gettysburg	1926	1926	1	0	0	TCU	1987	1988	1	1	0
Harvard	1918	1944	0	3	1	Texas Tech	1961	1971	1	2	0
Haskell Ind.	1924	1926	2	0	1	Toledo	2002	2002	1	0	0
Hawaii	1956	1956	1	0	0	Trinity (CT)	1916	1916	1	0	0
Holy Cross	1896	1986	48	3	1	Tufts	1895	1920	3	8	0
Houston	1961	1985	2	1	0	Tulane	1940	1993	6	7	0
Idaho	1940	1940	1	0	0	Vanderbilt	1962	2008	2	1	0
Indiana	1938	1938	1	0	0	Vermont	1923	1924	1	1	0
Iowa St.	1961	1961	1	0	0	Villanova	1922	2013	30	15	1
Kansas St.	1937	1994	4	0	0	Virginia	1963	2010	5	0	0
Kent St.	2008	2010	3	0	0	VMI	1954	1970	7	1	1
Kentucky	1937	1937	1	0	0	Virginia Tech	1993	2013	7	15	0
Lafayette	1922	1922	0	1	0	Wake Forest	1941	2013	11	8	2
Lebanon Val.	1939	1939	1	0	0	Wabier State	2010	2010	1	0	0
LSU	1947	1953	0	2	0	Wesleyan	1925	1925	0	1	0
Louisville	1986	1998	3	3	0	W. Caro.	1884	1984	1	0	0
Loyola (IL)	1930	1930	1	0	0	W. Maryland	1931	1937	4	1	1
Loyola (MD)	1932	1933	2	0	0	W. Virginia	1925	2004	21	21	1
Maine	1913	2012	4	3	0	WVa. Wesleyan	1926	1927	2	0	0
Manhattan	1928	1941	3	0	0	Wichita St.	1963	1963	3	0	0
Marietta	1920	1921	2	0	0	Will & Mary	1948	1974	1	0	1
Marquette	1923	1960	6	6	1	Worcester Tech	1913	1916	2	0	0
Maryland	1985	2013	8	3	0	Xavier	1952	1955	1	3	0
Mass.	1899	2011	19	5	0	Yale	1919	1983	4	0	0
M.I.T.	1893	1899	1	1	0						
Melville PT.	1944	1944	0	1	0						
Merch. Marine	1945	1946	1	0	0						
Miami (FL)	1955	2012	5	24	0						

2014 opponents in bold

WEST VIRGINIA

[11-21-1]

H: 6-10, A: 5-11, N: 0-0

1963	H	30-21
1994	N	31-13
2005	H	28-17
2009	A	14-10
2010	H	17-13

VIRGINIA MILITARY

[7-1-1]

H: 7-1, A: 0-0, N: 0-0

1954	H	44-0
1960	H	14-14 T
1962	H	18-0
1965	H	41-12
1966	H	14-0
1967	H	13-26
1968	H	45-13
1969	H	49-32
1970	H	56-3

VIRGINIA TECH

[7-15-0]

H: 4-1, A: 3-6, N: 0-2

1993	H	48-34
1994	H	7-12
1995	A	20-14
1996	H	7-45
1997	H	0-17
1998	H	7-12
1999	A	14-38
2000	H	34-48
2001	A	20-34
2002	H	23-28
2003	A	34-27
2005	A	10-30
2006	H	22-3
2007	A	14-10
2007	N	16-30
2008	H	28-23
2008	N	12-30
2009	A	14-48
2010	H	0-19
2011	A	14-30
2012	H	23-30, OT
2013	H	34-27

WAKE FOREST

[11-8-2]

H: 9-5-1, A: 2-3-1, N: 0-0

1941	H	26-6
1942	H	27-0
1946	H	6-12
1947	H	13-14
1948	H	26-9
1949	H	13-7
1950	H	7-7 T
1951	H	6-20
1952	A	7-7 T
1953	H	20-7
2003	H	28-32
2004	A	14-17
2005	H	35-30
2006	A	14-21
2007	H	38-28
2008	A	24-21
2009	H	27-24, OT
2010	A	23-13
2011	H	19-27
2012	A	14-28
2013	H	24-10

WEBER STATE [1-0-0]

H: 1-0, A: 0-0, N: 0-0

2010	H	38-20
------	---	-------

WESLEYAN [0-1-0]

H: 0-1, A: 0-0, N: 0-0

1925	H	6-7
------	---	-----

WESTERN CAROLINA

[1-0-0]

H: 1-0, A: 0-0, N: 0-0

1984	H	44-24
------	---	-------

WESTERN MARYLAND

[4-2-1]

H: 2-1-1, A: 2-1, N: 0-0

1931	A	19-13
1932	H	20-20 T
1933	H	12-9
1934	A	0-40
1935	H	6-12
1936	H	12-7
1937	A	27-0

WEST VIRGINIA

WESLEYAN [2-0-0]

H: 2-0, A: 0-0, N: 0-0

1926	H	27-6
1927	H	33-0

WICHITA STATE

[1-0-0]

H: 1-0, A: 0-0, N: 0-0

1963	H	22-16
------	---	-------

WILLIAM & MARY

[3-0-1]

H: 3-0-1, A: 0-0, N: 0-0

1948	H	14-14 T
1965	H	30-17
1966	H	15-13
1974	H	31-16

WORCESTER TECH

[2-0-0]

H: 1-0, A: 0-0, N: 0-0

1913	H	40-0
1916	H	49-0

XAVIER [1-3-0]

H: 0-2, A: 1-1, N: 0-0

EAGLES DRAFTED IN THE NFL

Name, Pos.	RD/Sel	Team	1951			1969		
1940			Art Donovan, T	4/50	Cleveland	John Egan, C	7/167	Miami
Pete Cignetti, B	7/53	Pittsburgh	Art Spinney, E	8/88	Cleveland	Joe Pryor, DE	10/249	Houston
Ernie Schwartzer, G	18/163	Philadelphia	Ed Petela, B	18/208	Green Bay	Barry Gallup, SE	11/266	Boston
			Ed King, C	22/263	New York			
1941			1953			1970		
Chet Gladchuck, C	2/12	Pittsburgh	Joe Johnson, B	11/127	Green Bay	John Fitzgerald, T	4/101	Dallas
Gene Goodreault, E	2/15	Detroit	Henry O'Brien, G	29/343	Green Bay	Bob Bouley, T	8/200	Baltimore
Charley O'Rourke, B	5/39	Chicago						
Joe Manzo, T	8/65	Detroit	1955			1971		
Henry Tocsylowski	9/78	Brooklyn	Frank Morze, C	2/21	San Francisco	Fred Willis, RB	4/93	Cincinnati
Alex Lukachik, E	15/131	Philadelphia	John Miller, T	9/100	Washington	Frank Harris, QB	6/150	Detroit
John Yaucoes, T	17/151	Philadelphia				Jim O'Shea, TE	10/242	Pittsburgh
George Kerr, G	19/173	Pittsburgh				John Brennan, T	16/415	Dallas
1942			1956			1972		
Ted Williams, B	3/18	Philadelphia	Dick Lucas, E	10/119	Chicago	Bill Thomas, RB	1/26	Dallas
Frank Maznicki, B	8/70	Chicago	Emiddio Petrarca, B	18/206	Detroit	Eddie Rideout, WR	14/350	New England
Adolph Kissell, B	21/194	Green Bay	1958			Tom Bougas, RB	16/395	Denver
Henry Woronicz, E	21/195	Chicago	Leon Bennett, T	7/78	Washington	Kevin Clemente, LB	17/437	Washington
			Larry Plenty, B	25/291	Green Bay			
1943			1959			1973		
Mike Holovak, B	1/5	Los Angeles	Don Allard, QB	1/4	Washington	Jeff Yeates, DT	4/103	Buffalo
Don Currian, E	3/18	Chicago	Alan Miller, B	19/219	Philadelphia	Chris Kete, C	11/286	Miami
Fred Naumetz, C	3/20	Los Angeles	Jim Coclough	30/353	Washington			
Harry Connolly, B	5/37	Pittsburgh				1974		
Rocco Canale, G	9/72	Philadelphia	1960			Steve Corbett, G	2/30	New England
Joe Repko, T	12/107	Pittsburgh	Jim O'Brien, T	10/117	Detroit	Gordon Browne, T	2/31	NY Jets
Wally Boudreau, B	23/219	Chicago	Harry Ball, T	12/137	Green Bay	Gary Marangi, QB	3/70	Buffalo
1944			1961			Joe Sullivan, G	7/182	Miami
Gil Bouley, T	3/26	Los Angeles	Dan Sullivan, T	3/37	Baltimore	Ned Guillet, DB	8/200	Green Bay
Ed Doherty, B	5/39	Washington	Bill Byrne, G	4/55	Philadelphia	Tom Condon, G	10/250	Kansas City
Angelo Sisti, T	10/98	Boston				Phil Bennett, RB	13/321	New England
Ed Fiorentino, E	12/120	Boston	1963			Gary Hudson, DB	17/424	New England
John Dubzinski, G	23/235	New York	Gene Carrington, T	9/123	Pittsburgh			
Pasquale Darone, G	29/300	Philadelphia	Art Graham, E	11/149	Cleveland	1975		
			Dave O'Brien	13/171	Minnesota	Al Krevis, T	2/39	Cincinnati
1945			Lou Cioci, G/LB	14/188	Dallas	Mike Esposito, RB	7/159	Atlanta
Mario Gianelli, T	20/201	Boston				Tom Marinelli, G	11/265	Cleveland
Ed Burns, B	26/264	Pittsburgh	1964			Jack Magee, C	12/310	Oakland
Bob Mangene, B	27/278	Boston	Jack Concannon, QB	2/16	Boston (AFL)			
1946			John Barrett, HB	11	Boston (AFL)	1976		
Chet Lipka, E	8/62	Boston				Don Macek, G	2/31	San Diego
John Furey, T	15/132	Boston	1965			Mike Kruzcek, QB	2/47	Pittsburgh
Bill DeRosa, B	20/186	Green Bay	Jim Whalen, E	4/51	Boston (AFL)	Fred Steinfork, K	5/146	Oakland
			John Frechette, T	11	Boston (AFL)	Keith Barnette, RB	5/149	Minnesota
1947			Bill Cronin, DE	15	Oakland (AFL)			
John Kissell, T	14/123	Los Angeles	Bob Shann, DB	20/272	Philadelphia	1977		
Art Donovan, T	22/204	New York				Steve Schindler, G	1/18	Denver
			1966			Tom Lynch, T	2/30	Seattle
1948			Dick Capp, DE	17	Boston (AFL)	Pete Cronan, LB	2/51	Seattle
Ed Clasby, B	27/254	Chicago	Bill Risio, T	20/294	Philadelphia	Bob Watts, LB	3/64	New Orleans
			Ross O'Hanley, S	XX	Miami	Byron Hemingway, LB	9/224	Tampa Bay
1949						John Maxwell, T	9/230	Atlanta
Tom Brennan, T	9/85	Pittsburgh	1967			Glen Capriola, RB	9/247	Baltimore
Albie Gould, E	18/173	Boston	Bob Hyland, G	1/9	Green Bay	Don Petersen, TE	10/274	LA Rams
			Bill Stetz, LB	13/316	New Orleans			
1950			1968			1979		
Ernie Stautner, T	2/22	Pittsburgh	Brendan McCarthy, RB	4/92	Green Bay	Fred Smerlas, DT	2/32	Buffalo
Don Papaleo, G	4/50	Chicago	Mike Evans, C	9/232	Philadelphia	Jim Rourke, T	9/238	Oakland
Art Spinney, E	15/184	Baltimore	Len Persin, DE	11/286	Philadelphia			
Butch Songin, QB	19/247	Cleveland	Jim Kavanagh, FL	13/346	Kansas City	1980		
			Larry Kuharich, DB	16/414	Minnesota	John Schmeding, G	3/71	Buffalo
						Karl Swanke, G	6/143	Green Bay
						Jeff Dziama, LB	8/205	NY Jets

1981

Tim Sherwin, TE	4/94	Baltimore
Mike Mayoek, DB	10/265	Pittsburgh
Bill Stephanos, T	11/293	Minnesota

1982

Gerry Raymond, OG	4/102	NY Giants
Greg Storr, LB	6/147	Minnesota

1983

Gary Kowalski, OT	6/144	LA Rams
Jack Belcher, C	9/227	LA Rams

1984

Brian Brennan, WR	4/104	Cleveland
Steve DeOssie, LB	4/110	Dallas
G. Radachowsky, DB	7/188	LA Rams

1985

Gerard Phelan, WR	4/108	New England
Mark MacDonald, OG	5/115	Minnesota
Doug Flutie, QB	11/285	LA Rams
Steve Strachan, RB	11/303	LA Raiders
Todd Russell, DB	12/317	Philadelphia

1986

Mike Ruth, NT	2/42	New England
Scott Gieselman, TE	4/109	New England

1987

John Bosa, DE	1/16	Miami
Kelvin Martin, WR	4/95	Dallas
Steve Trapilo, OG	4/96	New Orleans
Troy Stradford, RB	4/99	Miami

1988

Bill Romanowski, LB	3/80	San Francisco
Dave Widell, OT	4/94	Dallas
John Galvin, LB	11/287	NY Jets
Dave Nugent, NT	12/321	New England

1989

Joe Wolf, G	1/17	Phoenix
Doug Widell, G	2/41	Denver
Eric Lindstrom, LB	7/178	New England
Jim Bell, RB	11/289	San Francisco

1990

Rico Labbe, DB	4/109	Washington
----------------	-------	------------

1991

Ivan Caesar, LB	11/286	Minnesota
David Johnson, DB	FA	Philadelphia
Matt Kelley, LB	FA	NY Giants
Kevin Pearson, OLB	FA	Miami
Ed Toner, FB	FA	Kansas City

1992

Mark Chmura, TE	6/157	Green Bay
Mike Jovanovich, OT	FA	Seattle
Waldy Clark, CB	FA	New England

1993

Ron Stone, OT	4/96	Dallas
Dan Britten, OT	FA	Philadelphia
Tom McManus, ILB	FA	New Orleans
Jason Pohopek, OLB	FA	Philadelphia
Chuckie Dukes, RB	FA	Washington

1994

Glenn Foley, QB	7/208	NY Jets
Tom Nalen, C	7/218	Denver
Darnell Campbell, RB	FA	Indianapolis
Marc Borrelli, OG	FA	Indianapolis

1995

Mike Mamula, OLB	1/7	Philadelphia
Pete Mitchell, TE	4/122	Miami
Stephen Boyd, ILB	5/141	Detroit
Mike Reed, CB	7/249	Carolina
Jeff Beckley, K/P	FA	Philadelphia
David Green, RB	FA	New England
Greg Landry, OG	FA	New England
Gordon Laro, TE	FA	Jacksonville
Brian Saxton, TE	FA	NY Giants

1996

Pete Kendall, OT	1/21	Seattle
Chris Sullivan, DT	4/119	New England
Mark Hartsell, QB	FA	Washington
Tim Morabito, OLB	FA	Cincinnati
Tim O'Brien, C	FA	Tampa Bay

1997

Stalin Colinet, DL	3/78	Minnesota
Daryl Porter, DB	6/186	Pittsburgh
Nick Gianacacos, DL	FA	Seattle
Mark Nori, OL	FA	Pittsburgh

1998

Todd Pollack, TE	6/177	NY Giants
Matt Hasselbeck, QB	6/187	Green Bay

1999

Damien Woody, C	1/17	New England
Mike Cloud, RB	2/54	Kansas City
Doug Brzezinski, OG	3/64	Philadelphia

2000

Chris Hovan, DT	1/25	Minnesota
Frank Chamberlin, LB	5/160	Tennessee
Darnell Alford, OT	6/188	Kansas City

2001

Paul Zukauskas, OT	7/203	Cleveland
Ryan Burch, LB	FA	New England
Michael Cook, OT	FA	Arizona
Robert Ellis, TE	FA	San Diego
Mike Guazzo, TE	FA	Indianapolis
Tim Hasselbeck, QB	FA	Buffalo
Paul LaQuerre, OG	FA	Indianapolis
Jonathan Ordway, CB	FA	Detroit
Cedric Washington, RB	FA	Kansas City

2002

William Green, RB	1/16	Cleveland
Marc Colombo, OT	1/29	Chicago

2003

Brian St. Pierre, QB	5/103	Pittsburgh
Dan Koppen, C	5/164	New England
Antonio Garay, DE	6/195	Cleveland

2004

Chris Snee, OG	2/34	NY Giants
Sean Ryan, TE	5/144	Dallas

2005

Grant Adams, WR	FA	Philadelphia
Tim Bulman, DT	FA	Arizona

2006

Mathias Kiwanuka, DE	1/32	NY Giants
Jeremy Trueblood, OT	2/59	Tampa Bay
Will Blackmon, CB	4/115	Green Bay

2007

James Marten, OT	3/67	Dallas
Josh Beekman, OG	4/130	Chicago

2008

Matt Ryan, QB	1/3	Atlanta
Gosder Cherilus, OT	1/17	Detroit
Dejuan Tribble, DB	3/192	San Diego

2009

B.J. Raji, DT	1/9	Green Bay
Ron Brace, DT	2/40	New England

2010

Matt Tennant, C	5/158	New Orleans
-----------------	-------	-------------

2011

Anthony Castonzo, OT	1/22	Indianapolis
----------------------	------	--------------

2012

Luke Kuechly, LB	1/9	Carolina
------------------	-----	----------

2013

Nick Clancy, LB	FA	Atlanta
Emmett Cleary, OT	FA	Indianapolis
Jim Noel, DB	FA	Seattle
Chris Pantale, TE	FA	NY Jets
John Wetzel, OT	FA	Oakland

2014

Andre Williams, RB	4/113	NY Giants
Kevin Pierre-Louis, OLB	4/132	Seattle
Nate Freece, K	7/229	Detroit
Kaleb Ramsey, DE	7/243	San Francisco
Steele Divitto, LB	FA	NY Jets
Kasim Edebal, DL	FA	New Orleans
Matt Patchan, OL	FA	Tampa Bay
Chase Rettig, QB	FA	Green Bay
Jake Sinkovetz, TE/FB	FA	Baltimore
Ian White, OL	FA	San Diego

*FA-Free Agent

EAGLES IN THE SUPER BOWL AND PRO BOWL

EAGLES IN THE SUPER BOWL


SB I. Jan. 14, 1967	Bob Hyland (C)	Green Bay
	Dick Capp (DE)	Green Bay
SB III. Jan. 12, 1969	Dan Sullivan (OG)	Baltimore
SB V. Jan. 17, 1971	Dan Sullivan (OG)	Baltimore
SB VI. Jan. 16, 1972	John Fitzgerald (C)	Dallas
SB X. Jan. 18, 1976	John Fitzgerald (C)	Dallas
SB XI. Jan. 9, 1977	Fred Steinfort (K)	Oakland
SB XII. Jan. 15, 1978	John Fitzgerald (C)	Dallas
SB XIII. Jan. 21, 1979	John Fitzgerald (C)	Dallas
	Mike Kruzcek (QB)	Pittsburgh
SB XIV. Jan. 20, 1980	Mike Kruzcek (QB)	Pittsburgh
SB XVII. Jan. 30, 1983	Peter Cronan (LB)	Washington
SB XVIII. Jan. 22, 1984	Peter Cronan (LB)	Washington
SB XX. Jan. 26, 1986	Tom Condon (OG)	New England
SB XXI. Jan. 25, 1987	Ken Bell (RB)	Denver
SB XXII. Jan. 31, 1988	Ken Bell (RB)	Denver
SB XXIII. Jan. 22, 1989	Bill Romanowski (LB)	San Fran.
SB XXIV. Jan. 28, 1990	Bill Romanowski (LB)	San Fran.
	Ken Bell (RB)	Denver
	Doug Widell (OG)	Denver
SB XXV. Jan. 27, 1991	Steve DeOssie (LB)	NY Giants
SB XXVII. Jan. 31, 1993	Kelvin Martin (WR)	Dallas
SB XXVIII. Jan. 30, 1994	Ron Stone (OL)	Dallas
SB XXX. Jan. 28, 1996	Ron Stone (OL)	Dallas
	Ed Toner (FB)	Pittsburgh
SB XXXI. Jan. 26, 1997	Mark Chmura (TE)	Green Bay
	Chris Sullivan (DE)	New England
SB XXXII. Jan. 25, 1998	Mark Chmura (TE)	Green Bay
	Tom Nalen (C)	Denver
	Bill Romanowski (LB)	Denver
SB XXXIII. Jan. 31, 1999	Tom Nalen (C)	Denver
	Bill Romanowski (LB)	Denver
	Doug Widell (OL)	Atlanta
SB XXXV. Jan. 28, 2001	Pete Mitchell (TE)	NY Giants
	Ron Stone (OG)	NY Giants
SB XXXVI. Feb. 3, 2002	Damien Woody (C)	New England
	Chris Sullivan (DE)	New England
SB XXXVII. Jan. 26, 2003	Bill Romanowski (LB)	Oakland
SB XXXVIII. Feb. 1, 2004	Doug Brzezinski (OG)	Carolina
	Vinny Ciurciu (LB)	Carolina
	Mike Cloud (RB)	New England
	Dan Koppen (C)	New England
	Damien Woody (OG)	New England
	Dan Koppen (C)	New England
SB XXXIX. Feb. 6, 2005	Matt Hasselbeck (QB)	Seattle
SB XL. Feb. 5, 2006	Mathias Kiwanuka (DE)	NY Giants
SB XLII. Feb. 3, 2008	Chris Snee (OG)	NY Giants
	Dan Koppen (C)	New England
SB XLIII. Feb. 1, 2009	Brian St. Pierre (QB)	Arizona
	Pat Ross (C)	Arizona
SB XLIV. Feb. 7, 2010	Jamie Silva (S)	Indianapolis
	Jo-Lonn Dunbar (LB)	New Orleans
SB XLV. Feb. 6, 2011	Robert Francois (LB)	Green Bay
	B.J. Raji (DT)	Green Bay
SB XLVI. Feb. 5, 2012	Will Blackmon (CB)	NY Giants
	Ron Brace (DE)	New England
	Mark Herzlich (LB)	NY Giants
	Mathias Kiwanuka (DE)	NY Giants
	Dan Koppen (C)	New England
	Chris Snee (G)	NY Giants



Mathias Kiwanuka hoists the Lombardi Trophy following the New York Giants' Super Bowl win at Lucas Oil Stadium in 2012.

EAGLES IN THE PRO BOWL

1. Stephen Boyd	LB	1999, 2000
2. Mark Chmura	TE	1995, 1997-98
3. Art Donovan	DT	1953-1957
4. Larry Eisenhauer	DE	1962-64, 66
5. Doug Flutie	QB	1998
6. Matt Hasselbeck	QB	2003, 05, 07
7. Dan Koppen	C	2007
8. Alan Miller	FB	1961
9. Tom Nalen	C	1997-2000, 03
10. Joe Nash	DT	1984
11. Bill Romanowski	LB	1996, 98
12. Fred Smerlas	DT	1980-83, 88
13. Chris Snee	OG	2009, 11, 13
14. Art Spinney	OG	1959-60
15. Ernie Stautner		1952, 53, 1955-61
16. Ron Stone	OG	1999, 2000-01
17. Damien Woody	C	2002
18. Matt Ryan	QB	2011, 13
19. B.J. Raji	DL	2012



BOSTON COLLEGE *2014 Media Guide*

UNIVERSITY & MEDIA



BOSTON COLLEGE

Boston College was founded in 1863 by the Society of Jesus to serve the sons of Boston's Irish immigrants. It was the first institution of higher education to be founded in the city of Boston. Today, it is one of the foremost universities in the nation, with a coeducational enrollment of nearly 14,700 undergraduate and graduate students from all 50 states and more than 80 countries.

Boston College has grown not just in size, but also in stature and diversity. Today, it is ranked 31st among national universities by *US News & World Report*. Its Graduate School of Social Work is listed among the nation's top 10, also by *US News*, while the graduate programs of its Lynch School of Education are among the top 20 and its Connell School of Nursing and Law School among the top 30. In addition, the Carroll School of Management is ranked ninth in *Bloomberg/BusinessWeek's* "Top Undergraduate Business Programs 2012." Boston College is among the nation's most selective universities, with approximately 34,000 applications received for its 2,250-member class of 2016, and is numbered among the top American private research universities.

After more than a century of growth and evolution, Boston College holds fast to the ideals that inspired its Jesuit founders. The University today remains focused on its mission of helping students to develop their minds and talents while providing them with the motivation and compassion to use those talents in the service of others.

"Deeply rooted in its Catholic and Jesuit origins, Boston College offers an education that is distinctive in spirit and content, that is doubly rich with the best of human thought and with the profound insights of faith," writes Reverend William P. Leahy, S.J., who assumed the presidency of Boston College in 1996. "We believe that Boston College provides a transforming experience for young men and women."

A continued expression of this philosophy, based on the Jesuit principle of *cura personalis*, or care for the individual, is the faculty's dedication to teaching. BC faculty members have been honored for their teaching by the Carnegie Foundation for the Advancement of Education, while the University's overall commitment to teaching has been ranked among the nation's top 20, also by *US News & World Report*.

A Boston College education focuses not only on intellectual development, but also on personal, spiritual and physical development. Students are asked to use their abilities, education and acquired skills to help others in need, whether in Boston or Belize. For example, each year, BC undergraduates give some 550,000 hours of community service in the Boston



area, while more than 650 students trade vacation for service during spring break. Nearly 2,000 students take part in retreats and spiritual formation activities annually.

Today, the Boston College motto "ever to excel" also extends to a broad array of extracurricular activities and opportunities ranging from sports to the arts. Athletics is integral to the University's focus on the development of the whole person in mind, body and soul. BC offers 31 men's and women's varsity sports – all of which compete at the NCAA Division I level – and perennially has one of the highest student-athlete graduation rates in Division IA.

BC offers a wide variety of resources that enrich intellectual and cultural life. Among these are the Jesuit Institute; Center for Ignatian Spirituality; Roche Center for Catholic Education; Church in the 21st Century Center; Boisi Center for Religion and American Public Life; Center for Human Rights and International Justice; Center for Christian-Jewish Learning; Winston Center for Leadership and Ethics; Center on Wealth and Philanthropy; Center for Retirement Research; Sloan Center on Aging and Work; Center for the Study of Testing, Evaluation and Educational Policy; TIMSS and PIRLS International Study Center; Center for International Higher Education; Burns Library of Rare Books and Special Collections; Robsham Theater Arts Center; McMullen Museum of Art; Center for Child, Family and Community Partnerships; Center for Corporate Citizenship; Center for Work and Family; Center for Irish Programs; and Weston Observatory.

William P. Leahy, S.J., became the 25th president of Boston College on July 31, 1996. Born in Omaha, Neb., he grew up on his family's farm near Imogene, Iowa. After one year of college at Creighton University, he entered the Wisconsin Province of the Society of Jesus in 1967. He received a bachelor's degree in philosophy and a master's degree in United States history from Saint Louis University in 1972 and 1975, respectively. Between 1975-79, he studied theology at the Jesuit School of Theology in Berkeley, Calif., earning a master's degree in divinity and a master's degree in sacred theology. Ordained a priest in 1978, he completed doctoral studies in United States history at Stanford University in 1985.

Father Leahy joined the department of history at Marquette University in 1985 and became a tenured associate professor there six years later. In July 1991, he was named executive vice president at Marquette, where he served until being named president of Boston College in 1996.

During his years at Boston College, Father Leahy has presided over an institution that has become one of the nation's best and most selective national universities. Since 1996, BC's endowment, sponsored research grants and student financial aid have more than doubled, and the percentage of student applicants accepted has fallen from 41 percent to 27 percent, while SAT scores have risen by more than 160 points. In addition, more than 100 full-time faculty members have been added, minority student enrollment in undergraduate programs has climbed from 18 percent to 28 percent and annual cash gifts to the University have increased from \$24 million to \$100 million.

During his presidency, undergraduate applications to Boston College have grown from 16,500 to more than 34,000, making BC one of the 10 most applied to private universities in the United States.



Boston College University President William P. Leahy, S.J.

Currently, the University enrolls students from all 50 states and 80 countries, and its undergraduates have earned more than 300 prestigious fellowships, including two Rhodes Scholarships. Student-athletes at BC succeed in balancing the demands of academics and athletics, and BC consistently ranks among those universities with the highest NCAA graduation rates.

Following a comprehensive assessment and planning effort by the Boston College community, in 2007 the University announced a 10-year Strategic Plan that will build on Boston College's strengths and accomplishments of the past and will focus additional resources on undergraduate liberal arts education and formation, as well as integrated science research and teaching. The University also intends to increasingly apply the strengths of its professional schools to resolving critical societal issues, and foster even more international links. In addition, Boston College intends to remain faithful to its Jesuit, Catholic heritage and to become the leading Catholic university and theological center in the world.

OFFICERS OF THE UNIVERSITY

President

Rev. William P. Leahy, S.J.

Chancellor

Rev. J. Donald Monan, S.J.

Provost and

Dean of Faculties

David Quigley

Executive Vice President

Patrick J. Keating

Vice President for

Planning & Assessment

Kelli J. Armstrong

Vice President for

Facilities Management

Daniel F. Bourque

Vice President for

Information Technology

Services

Michael J. Bourque

Vice President for University

Mission & Ministry

Rev. John T. Butler, S.J.

Vice President and

University Secretary

Rev. Terrence P. Devino, S.J.

Senior Vice President for

University Advancement

James J. Husson

Vice President for

Student Affairs

Barbara Jones

Vice President for

Governmental &

Community Affairs

Thomas J. Keady

Senior Vice President

James P. McIntyre

Financial Vice President

and Treasurer

Peter C. McKenzie

Vice President for

Human Resources

Leo V. Sullivan

ATHLETICS DIRECTOR BRAD BATES

Since being named Director of Athletics at Boston College in late 2012, Brad Bates has met with hundreds of student-athletes, coaches, faculty, staff, fans and other constituents while leading BC Athletics through a strategic planning process aimed at ensuring its growth and success for future generations. During his first two years on the job, he made two of the most important hires in any Athletics Director's tenure when he named Steve Addazio head football coach and Jim Christian head basketball coach.



After taking the reins in October of 2012, Bates immediately conducted a thorough review of the football program that culminated in the hiring of Addazio as head coach. In announcing Addazio's hiring, Bates called him "one of the most energized, passionate people I've ever been around. His enthusiasm is contagious." Addazio's first season as head coach was a success by any measure as he led a team that finished 2-10 the previous season to a 7-6 record and the school's first bowl game berth in three years. Senior running back Andre Williams received the Doak Walker Award as the nation's top collegiate running back and earned a trip to New York as a Heisman Trophy finalist.

Bates has instituted sweeping changes in football gameday parking, pregame hospitality, game atmosphere and customer service. The changes were based on feedback from current and former season ticketholders who attended "town hall" style meetings and more than 1,400 responses to a follow-up survey.

"Our message to our fans is that we will strive to present the best gameday experience in the ACC," Bates said. "We will continually strive to find new ways to enhance the gameday experience."

Bates has led his senior staff in the development of a long-range strategic plan for BC Athletics that includes a defined vision and mission statement and blueprint for student-athlete development, graduation and competitive success. Donations to BC Athletics topped the \$19 million mark in the 2013-14 year and many teams achieved athletics excellence, led by the men's and women's ice hockey teams, which both reached the NCAA Frozen Four and saw Johnny Gaudreau capture the 2014 Hobey Baker Memorial Award, the school's third.

Student-athlete success in the classroom is a top priority for Bates. Boston College tied for third in the nation for overall Graduation Success Rate (GSR) in all sports among FBS (Football Bowl Subdivision) schools for the 2012-13. The football team's score of 94 was tied

for tops in the ACC and third in the nation. Seventeen BC sports teams received a perfect GSR score of 100.

Bates came to BC after 10 successful seasons as Athletics Director at Miami University. Bates oversaw a program that featured the school's first back-to-back football bowl game appearances in nearly 30 years (2003-2004) and two Mid-American Conference (MAC) championships in 2003 and 2010. Under his direction, 14 of Miami's 18 teams won at least one conference championship, including football, men's and women's basketball, baseball, soccer, cross country and field hockey. The RedHawks men's ice hockey team won a Central Collegiate Hockey Association championship and appeared in two consecutive NCAA Frozen Fours, including the national championship game in 2009. In addition, Bates implemented retention strategies to raise student-athlete graduation rates, achieving an overall Graduation Success Rate (GSR) of 89 percent in 2011, while also raising private funds to upgrade Miami University's athletics facilities—including a complete renovation of Yager Football Stadium—and a new ice hockey arena and softball field.

Prior to being named director of athletics at Miami, Bates served as senior associate AD at Vanderbilt University, where he had held positions of increasing responsibility within the athletics department between 1985 and 2002. In addition to overseeing the administration of all 15 sports, Bates supervised the athletics department's budget, while leading its marketing, development, licensing and Title IX compliance efforts. A graduate of the University of Michigan, where he began as a walk-on defensive back before earning a football scholarship under legendary coach Bo Schembechler, Bates holds a master's degree in education from Michigan and a doctorate in education from Vanderbilt. He was also a member of the faculty at Miami University, teaching undergraduate and graduate courses in sports administration.

At Boston College, Bates is responsible for one of the nation's premier athletics programs with 750 student-athletes competing in 31 varsity sports. A perennial leader in NCAA student-athlete graduation rates, BC student-athletes continue to be national leaders in volunteer service, with Boston College winning the National Student-Athlete Advisory Committee Award of Excellence in 2010 in recognition of the community service endeavors of Eagle student-athletes.

A native of Michigan, Bates and his wife, Michele, were active members in the Miami University and local community, serving as volunteers with Special Olympics, the American Red Cross, Meals on Wheels and the Community Reading Program.



With a capacity of 44,500 maroon-and-gold-clad fans, Alumni Stadium is the home of the Eagles. The current version of Alumni Stadium opened in the fall of 1995.

The roots of Alumni Stadium and on-campus football at Boston College date back to 1915, when the original Alumni Stadium was dedicated. The facility was located on middle campus on the site of today's Stokes Hall.

As Boston College enjoyed more and more football success in the 1930s and 1940s, the Eagles moved a majority of their home games to Boston's two major league baseball stadiums, Fenway Park and Braves Field (now Nickerson Field on the Boston University campus).

On Jan. 23, 1957, Boston College president Joseph R.N. Maxwell, S.J., announced that a new Alumni Stadium would be built on the BC campus as football no longer would be allowed in Fenway Park. A \$250,000 campaign followed and on Sept. 26, 1957, the Eagles played host to Navy in the first game on the site of the present Alumni Stadium before a sellout crowd of 26,000-plus. The new stadium was constructed in an amazing span of 156 days. The game was arranged by then-United States Senator John F. Kennedy, but Navy spoiled the home opener with a 46-6 win.

In 1971, Alumni Stadium was expanded to 32,000 seats and artificial turf and lights were installed. Alumni Stadium was rebuilt again in 1988 as matching upper decks and a new press box were added. These renovations were part of the building of Conte Forum.

New scoreboards and instant replay screens, a new and improved lighting system, a state-of-the-art public address system, new concessions and restroom facilities and a beautiful brick and glass exterior façade combine to make Alumni Stadium one of the finest

football facilities in the nation. BC installed a state-of-the-art FieldTurf surface in the summer of 2004.

The scenic Chestnut Hill stadium, with the Boston skyline offering a splendid background in the distance, heightens the excitement and enthusiasm that is part of every Boston College home game.

ALUMNI STADIUM GETS VIDEO BOARD UPGRADE

State-of-the-art video boards and LED ribbon displays are being installed in Boston College's Alumni Stadium to be debuted at the Eagles' home opener on Friday, Sept. 5 at 8 p.m. against Pittsburgh.

Each end zone video board is approximately 19 feet high and 54 feet wide utilizing more than 1,000 square feet, which is twice the size of the previously installed boards. There are 258,000 pixels and 855,000 LEDs per display. A total of 97 60-inch televisions would fit into one end zone display.

Accompanying the video boards will be 1,065 LED ribbon displays that will wrap around the entire football stadium.

There are only 15 stadiums (college or pro) in the entire country with the 13HD technology that is being introduced at Alumni Stadium and the video boards will be the first of their kind in the Northeast. Boston College will be the only Atlantic Coast Conference school with the advanced outdoor video resolution and one of only two schools to have it in the Eastern half of the United States (South Carolina being the other).

Professional teams using 13HD technology include the Denver Broncos, San Francisco 49ers, Carolina Panthers and Pittsburgh Steelers. Other collegiate stadiums utilizing the technology include the University of Washington, Stanford, the University of Wisconsin and Texas A&M.

YAWKEY ATHLETICS CENTER



In March 2005, Boston College football staff and players as well as the Office of Learning Resources for Student-Athletes moved into the Yawkey Athletics Center, BC's new \$27 million, 72,000-square-foot facility located behind the north end zone of Alumni Stadium. It includes new football offices, meeting and breakout rooms, locker rooms, sports medicine, strength and conditioning, equipment room, theater-style classrooms, recruiting and player lounges.

The building also features the Murray Family Function Room, a multi-function room larger than the Shea Room that benefits the entire BC campus. After viewing the company's impressive work at North Carolina, North Carolina State and Virginia Tech, BC contracted with DJS Design of Charlotte, N.C., for concept, design and construction of a football museum.

Located in the main entry lobby, the museum features a soaring bronze eagle atop a lighted granite pedestal as its centerpiece. A multimedia kiosk will enable visitors to watch video highlights of great games and players in BC football history. Visitors will be allowed to touch and have photos taken with Doug Flutie's Heisman Trophy, which is displayed in the open with no glass enclosure.

BC received a commitment of \$15 million from the Yawkey Foundation to help fund the new building and other athletics-related improvements to enhance intercollegiate, intramural and club sports. Other benefactors generously donated the rest of the money needed to complete the construction, making the Yawkey Center the first

structure on the BC campus to be built entirely with private funds.

Completion of the Yawkey Center created a domino effect of facilities improvements for sports other than football. Once the football and learning resources staffs had completed their moves, workers began a multi-million dollar renovation to Conte Forum. The construction provided new office and locker room space for many of BC's 31 varsity men's and women's sports as well as new office space for much of the administrative staff. Women's basketball moved into a new suite of offices shortly thereafter, and the old football locker room has been converted into five new locker rooms for women's sports. Many coaches and their assistants who had been working in cramped conditions have been relocated to new offices in the South end zone.



MEDIA RELATIONS

BOSTON COLLEGE ATHLETICS COMMUNICATIONS

Address: 321 Conte Forum,
Chestnut Hill, MA 02467
Phone: 617.552.3004

Athletics Department Website: bceagles.com
Athletics Twitter News Feed: @BCSportsNews
Football Twitter News Feed: @BCFootballNews



CHRIS CAMERON

Associate Athletics Director,
Athletics Communications
Email: christopher.cameron@bc.edu
Phone: 617.552.3004 (Office);
617.438.5896 (Cell)



MATT LYNCH

Assistant Director,
Athletics Communications
Email: matthew.lynch.5@bc.edu
Phone: 617.552.2193 (Office);
617.759.3078 (Cell)



STEPHANIE TUNNERA

Assistant Athletics Director,
Athletics Communications
Email: stephanie.tunnera@bc.edu
Phone: 617.552.0524 (Office);
857.233.3421 (Cell)



ZANNA OLLOVE

Assistant Director,
Athletics Communications
Email: suzanna.ollove@bc.edu
Phone: 617.552.2004 (Office);
978.828.9221 (Cell)



MARK MAJEWSKI

Assistant Director,
Athletics Communications
Email: mark.majewski@bc.edu
Phone: 617.552.2094 (Office)

ATLANTIC COAST CONFERENCE

Address: 4512 Weybridge Lane, Greensboro, NC 27407
Phone: 336-851-6062
Website: theacc.com

COMMUNICATIONS

Amy Yakola – ayakola@theacc.org
Senior Associate Commissioner for Public Relations & Communications

Mike Finn – mfinn@theacc.org
Associate Commissioner for Football Communications

Brian Morrison – bmorrison@theacc.org
Associate Commissioner for Men's Basketball Communications

Steve Phillips – sphillips@theacc.org
Associate Director, ACC Communications

Amy Ufnowski – aufnowski@theacc.org
Associate Director, Communications

George Lane – glane@theacc.org
Assistant Director, Communications

FOOTBALL OPERATIONS

Doug Rhoads – drhoads@theacc.org
Coordinator of Football Officials

Allison Doughty – adoughty@theacc.org
Associate Director, Football Operations

Ben Tario – btario@theacc.org
Assistant Commissioner for Football,
Multimedia and Legal Affairs

Scott McBurney – srmcmburney@theacc.org
Assistant Commissioner for Advanced Media

THEACC.COM

Heather Hirschman – hhirschman@theacc.org
Website Coordinator

BOSTON COLLEGE IMG RADIO NETWORK

IMG College, the exclusive radio rights holder for Boston College Athletics, produces home and away broadcasts for Boston College football. For the 10th straight season, Jon Meterparel will serve as the Eagles' play-by-play voice. He is joined in the broadcast booth by expert analyst Pete Cronan and sideline reporter Scott Mutryn. Boston College fans can listen to the IMG Sports Radio Network on flagship station WEEI, 93.7 FM, any one of 13 additional stations throughout New England, or globally on Sirius/XM Satellite radio. Additionally, all games are streamed live over the internet and available on your mobile device free of charge via www.bceagles.com

Meterparel is entering his 10th season as the voice of Boston College football and is also entering his fifth season calling Boston College basketball. The Weston, Mass., native began his career at WFNZ in Charlotte, N.C. He spent 12 years as a member of the Dennis and Callahan Show on Sports Radio WEEI in Boston from 2000-12. Meterparel called Harvard University football on TV and Harvard basketball on radio. He was also the voice of the New England Revolution. For his work on BC football, he was named the Lindsey Nelson Northeast sportscaster of the year in 2007. Jon and his wife, Heather, are the proud parents of sons Ben and Nick.

Cronan, a star defensive tackle and inside linebacker at Boston College who captained the 1976



Jon Meterparel



Pete Cronan

Eagle entry, begins his 27th year as the color analyst for Boston College football. A second-round pick of the Seattle Seahawks, Cronan enjoyed a nine-year career in the NFL with the Seahawks (1977-81) and Redskins (1981-85). He has been the color commentator on the Boston College IMG Radio Network since 1988 and his broadcast partners have included Gil Santos, Dale Arnold, Dick Lutsk, Sean McDonough, Sean Grande, John Rooke and Meterparel.

Mutryn, a quarterback at Boston College from 1994-98, is entering his third season on the Boston College broadcast team. Mutryn was a top recruit out of Saint Ignatius High School in Cleveland, Ohio, who finished his BC career ranked among the school's top-10 quarterbacks in total career yardage, passing yards, attempts and completion percentage. Mutryn signed a free agent contract with the New England Patriots in 1999 and competed against Drew Bledsoe, John Friesz and Michael Bishop during preseason but did not make the final cut.

BOSTON COLLEGE IMG SPORTS RADIO NETWORK AFFILIATES:

City	Call Letters	Frequency
Boston, Mass.	WEEI-AM	850
Boston, Mass.	WMKK-FM	93.7
Boston, Mass.	WRKO-AM	680
Burlington, Vt.	WVMT-AM	620
Fitchburg, Mass.	WPKZ-AM	1280
Fitchburg, Mass.	WPKZ-FM (translator)	105.3
Concord, N.H.	WTPL-FM	107.7
Manchester, N.H.	WGAM-AM	1250
Milford, Mass.	WMRC-AM	1490
Nashua, N.H.	WGHM-AM	900
Portland, Maine	WPEI-FM	95.9
Portland, Maine	WLOB-FM (translator)	95.5
Providence, R.I.	WEEI-FM	103.7
Springfield, Mass.	WVEI-FM	105.5
Worcester, Mass.	WVEI-AM	1440
Nationwide	Sirius/XM Radio	

EAGLES IN THE NFL

13 FORMER EAGLES SAW ACTION IN THE NATIONAL FOOTBALL LEAGUE LAST FALL



2014 FOOTBALL SCHEDULE

AUG. 30	AT MASSACHUSETTS	GILLETTE STADIUM/FOXBORO, MASS.
SEPT. 5	PITTSBURGH*	ALUMNI STADIUM/CHESTNUT HILL, MASS.
SEPT. 13	SOUTHERN CALIFORNIA	ALUMNI STADIUM/CHESTNUT HILL, MASS.
SEPT. 20	MAINE	ALUMNI STADIUM/CHESTNUT HILL, MASS.
SEPT. 27	COLORADO STATE	ALUMNI STADIUM/CHESTNUT HILL, MASS.
OCT. 11	AT NC STATE*	CARTER-FINLEY STADIUM/RALEIGH, N.C.
OCT. 18	CLEMSON*	ALUMNI STADIUM/CHESTNUT HILL, MASS.
OCT. 25	AT WAKE FOREST*	BB&T FIELD AT GROVES STADIUM/ WINSTON-SALEM, N.C.
NOV. 1	AT VIRGINIA TECH*	LANE STADIUM/BLACKSBURG, VA.
NOV. 8	LOUISVILLE*	ALUMNI STADIUM/CHESTNUT HILL, MASS.
NOV. 22	AT FLORIDA STATE*	BOBBY BOWDEN FIELD AT DOAK CAMPBELL STADIUM/TALLAHASSEE, FLA.
NOV. 29	SYRACUSE*	ALUMNI STADIUM/CHESTNUT HILL, MASS.

■ HOME ■ AWAY

*DENOTES ACC OPPONENT

